
Fire Department

Anchorage: Performance. Value. Results.

Mission

To serve our community, before, during and after an emergency.

Core Services

- Emergency medical services response and transportation to hospitals
- Fire suppression and life rescue
- Fire code compliance inspections, fire code plan review, fire cause investigations

Accomplishment Goals

- Improve outcome for sick, injured, trapped and endangered victims
- Reduce fire damage, eliminate fire deaths and injuries
- Prevent unintended fires

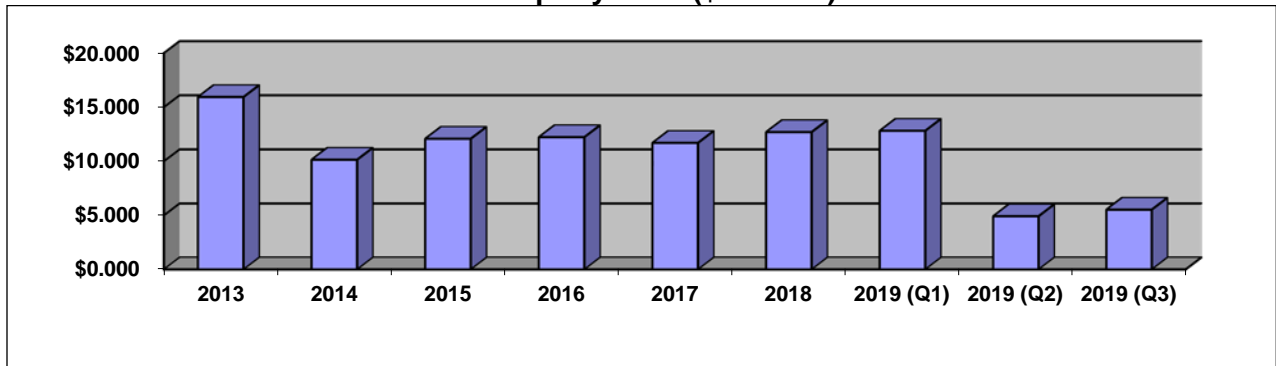
Performance Measures

Progress in achieving goals shall be measured by:

Measure #1: Annual property loss due to fire

2013	2014	2015	2016	2017	2018	1 st qtr 2019	2 nd qtr 2019	3 rd qtr 2019
\$15.930	\$10.136	\$12.074	\$12.223	\$11.694	\$12.687	\$12.806	\$4.906	\$5.518

Fire Property Loss (\$Millions)



Note: Amounts are estimates based on fire department investigation
Note: 2017 amount reflects Royal Suites Lodge fire.

Emergency Medical Services Division Fire Department

Anchorage: Performance. Value. Results.

Purpose

Improve outcome for sick, injured, trapped and endangered victims

Division Direct Services

- Fielding 9-1-1 emergency calls and dispatching emergency medical resources
- First response basic life support
- Advanced life support response and transportation to hospitals

Key Accomplishments

- One of the highest cardiac arrest survival rates in the nation

Performance Measures

Explanatory Information

Measures are in substantial part based on National Fire Protection Association 1710: *Standard for the Organization and Deployment of Fire Suppression Operations, Emergency Medical Operations and Special Operations to the Public by Career Fire Departments 2004 Edition.*

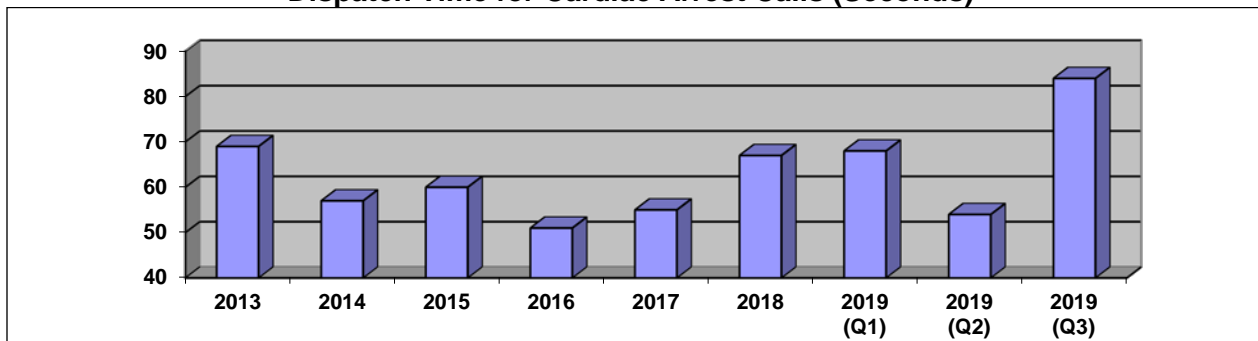
Progress in achieving goals shall be measured by:

Measure #2: Dispatch for cardiac arrest calls

Performance target: Units dispatched within 60 seconds, 90% of the time

	2013	2014	2015	2016	2017	2018	1 st qtr 2019	2 nd qtr 2019	3 rd qtr 2019
Average (seconds)	69	57	60	52	55	67	68	54	59
% under 60 seconds	52%	74%	79%	73%	72%	68%	71%	71%	61%
# of cardiac dispatches	431	693	845	624	642	593	164	139	131

Dispatch Time for Cardiac Arrest Calls (Seconds)



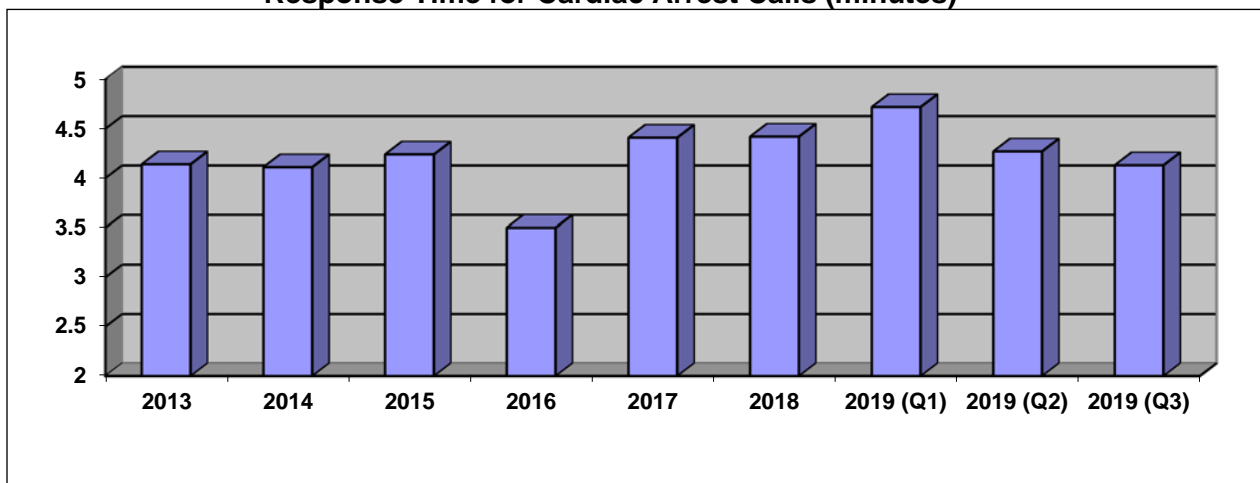
In January 2013, AFD changed this measure from 90 seconds to 60 seconds.

Measure #3: Response time to cardiac arrest calls

Performance target: Arrive at the patient within 4 minutes of being dispatched, 90% of the time

	2013	2014	2015	2016	2017	2018	1 st qtr 2019	2 nd qtr 2019	3 rd qtr 2019
Average (minutes)	4.14	4.11	4.24	3.50	4.41	4.42	4.72	4.27	4.12
% under 4 minutes	66%	70%	67%	70%	46%	46%	31%	45%	52%
# Of first arriving units	595	723	845	624	641	593	164	139	131
Confirmed Cardiac Events	164	203	198	181	259	235	61	42	NA

Response Time for Cardiac Arrest Calls (minutes)



Fire and Rescue Operations Division Fire Department

Anchorage: Performance. Value. Results.

Purpose

Reduce fire damage, eliminate fire deaths and injuries

Division Direct Services

- Fielding 9-1-1 emergency calls and dispatching fire and rescue resources
- Fire control and suppression
- Life rescue

Key Accomplishments

- Timely and effective response
- Insurance Services Office Fire Suppression Rating of 1 (on a scale of 10–1; 1 is highest)

Performance Measures

Explanatory Information

Measures are in substantial part based on National Fire Protection Association 1710: *Standard for the Organization and Deployment of Fire Suppression Operations, Emergency Medical Operations and Special Operations to the Public by Career Fire Departments 2004 Edition.*

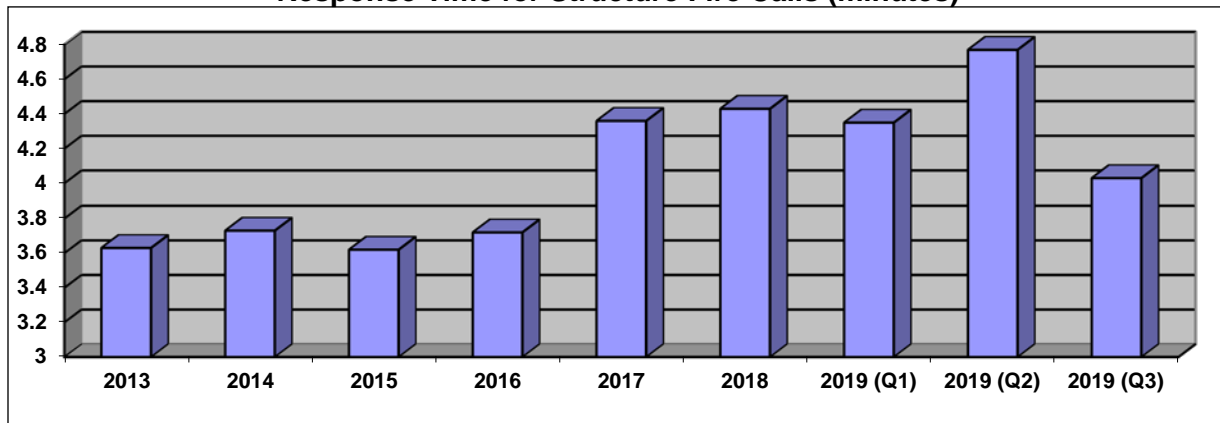
Progress in achieving goals shall be measured by:

Measure #4: Response time to structure fire calls

Performance target: Arrive at the scene within 4 minutes of being dispatched, 90% of the time

	2013	2014	2015	2016	2017	2018	1 st qtr 2019	2 nd qtr 2019	3 rd qtr 2019
Average (minutes)	3.63	3.73	3.62	3.72	4.36	4.43	4.38	4.77	4.03
% under 4 minutes	79%	79%	79%	63%	50.5%	45%	44%	41%	45%
# of first arriving units	457	407	453	394	361	392	100	70	82

Response Time for Structure Fire Calls (minutes)



Fire Prevention Division Fire Department

Anchorage: Performance. Value. Results.

Purpose

Prevent unintended fires

Division Direct Services

- Code enforcement inspections
- Certificate of Occupancy inspections
- Building plan fire code review
- Fire origin and cause investigations

Key Accomplishments

- High level of responsiveness to the building community

Performance Measures

Progress in achieving goals shall be measured by:

Measure #5: Percentage of hotels that are inspected for life safety annually

Performance Target: 90%

2013	2014	2015	2016	2017	2018	1 st qtr 2019	2 nd qtr 2019	3 rd qtr 2019
83%	41%	64%	100%	57%	100%	16%	25%	73%

**Reported Annually

Measure #6: Percentage of 1/3 of commercial occupancies that are inspected for fire code violations triennially
--

Performance Target: 90% of one-third of commercial occupancies to be inspected annually

2013	2014	2015	2016	2017	2018	1 st qtr 2019	2 nd qtr 2019	3 rd qtr 2019
26.6%	16.3%	31.5%	42.5%	21.0%	97.0%	19%	18%	26%

**Reported Annually

Note: Critical occupancies receive required inspections, and those with a lower risk factor or lower frequency of fires are inspected as resources allow. Cannabis Industry inspections have taken a toll on inspection hours due to the volume of re-inspections and lack of adequate inspection staff.

PVR Measure WC: Managing Workers' Compensation Claims

Reducing job-related injuries is a priority for the Administration by ensuring safe work conditions and safe practices. By instilling safe work practices, we ensure not only the safety of our employees but reduce the potential for injuries and property damage to the public. The Municipality is self-insured and every injury poses a financial burden on the public and the injured worker's family. It just makes good sense to WORK SAFE.

Results are tracked by monitoring monthly reports issued by the Risk Management Division.

