

Payroll Employee Relations

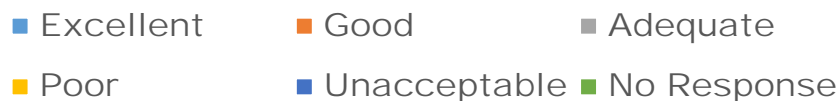
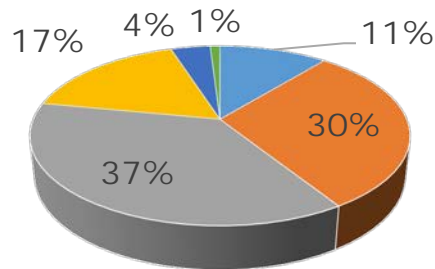
Anchorage: Performance. Value. Results

Payroll Results:

Question: Rate how clearly the Payroll Team communicates directions and timelines for the payroll process.

Response	Count	Percentage
Excellent	15	11%
Good	39	30%
Adequate	48	37%
Poor	22	17%
Unacceptable	6	4%
No Response	1	<1%
Total	131	100%

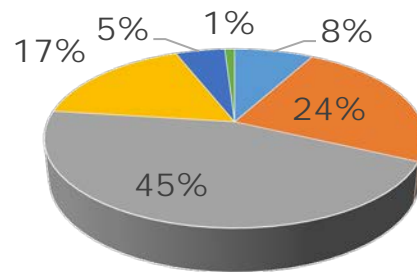
Rate how clearly the Payroll Team communicates directions and timelines for the payroll process



Question: Rate the effectiveness of the Payroll information on Muniverse.

Response	Count	Percentage
Excellent	10	8%
Good	31	24%
Adequate	59	45%
Poor	22	17%
Unacceptable	7	5%
No Response	2	1%
Total	131	100%

Rate the effectiveness of the Payroll information on Muniverse

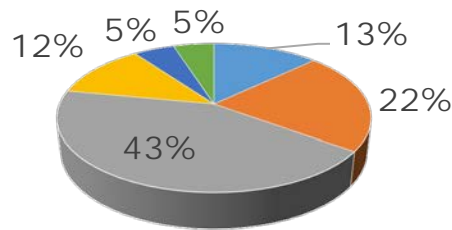


- Excellent
- Good
- Adequate
- Poor
- Unacceptable
- No Response

Question: Rate how clearly the Time Management Team communicates directions and timelines for the timecard processing.

Response	Count	Percentage
Excellent	18	13%
Good	29	22%
Adequate	56	43%
Poor	16	12%
Unacceptable	6	5%
No Response	6	5%
Total	131	100%

Rate how clearly the Time Management Team communicates directions and timelines for timecard processing

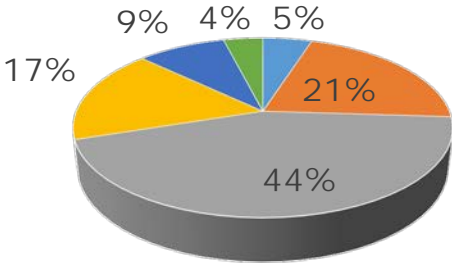


- Excellent
- Good
- Adequate
- Poor
- Unacceptable
- No Response

Question: Rate the effectiveness of the time management process on Muniverse.

Response	Count	Percentage
Excellent	7	5%
Good	27	21%
Adequate	57	44%
Poor	22	17%
Unacceptable	12	9%
No Response	6	4%
Total	131	100%

Rate the effectiveness of the time management process on Muniverse



- Excellent
- Good
- Adequate
- Poor
- Unacceptable
- No Response