

---

# Refuse Collections & Disposal Utility Solid Waste Services Department

*Anchorage: Performance. Value. Results.*

---

## **Mission**

Providing safe, efficient, and innovative solid waste management for the Municipality of Anchorage.

## **Vision**

Advancing solid waste management through continuous improvement and transparent performance.

## **Values**

Providing value to our community through safe, innovative, and sustainable solid waste management.

## **Core Services**

- Provide dumpster service to commercial and multifamily residential customers.
- Provide automated garbage, curbside recycle collection, and disposal to residential customers.
- Provide transfer station and landfill disposal services for the entire community of Anchorage.
- Support and promote energy efficient and sustainable practices for all residents throughout the community.

## **Accomplishment Goals**

- Subsidize Disposal Utility operations with revenue collected from landfill gas sales to keep rates lower for longer periods of time.
- Extend the life of the Anchorage Regional Landfill by increasing the ratio of inbound garbage to dirt placed as daily cover. The less dirt used to cover garbage for means more space available at the landfill.
- Extend the useful life of the Anchorage Regional Landfill as far in the future as possible by improving recycling and operational performance on a continuous basis. The longer the landfill stays open the cheaper the cost to dispose of material in Anchorage is.

## **Performance Measures**

Progress in achieving these goals will be measured by:

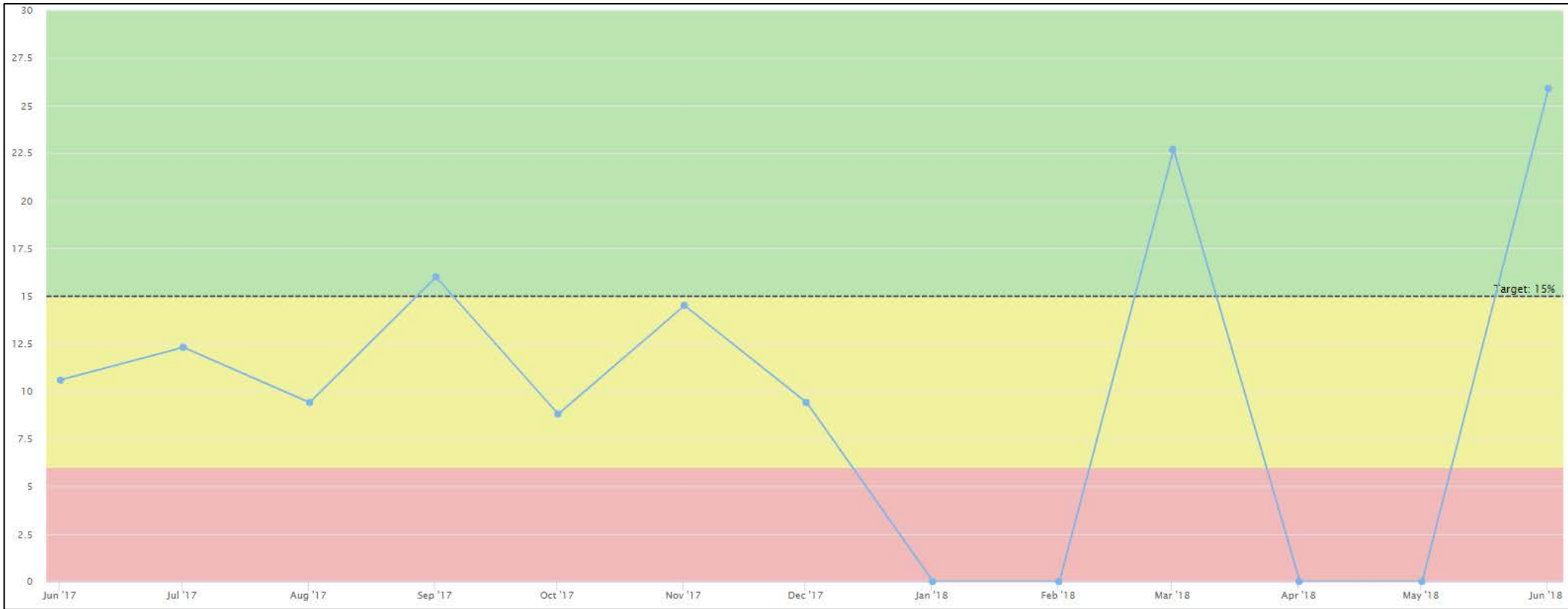
- Landfill Gas Revenue as a percent of Disposal Utility Operations Costs;
- Garbage to Dirt Ratio; and,
- Landfill Closure Date.

The following pages provide actual data which quantify these measures.

For more information on the performance indicators SWS has developed, please visit:

<https://acak.statwindow.com>

**Measure #1: Disposal Costs Offset by Landfill Gas Revenue**

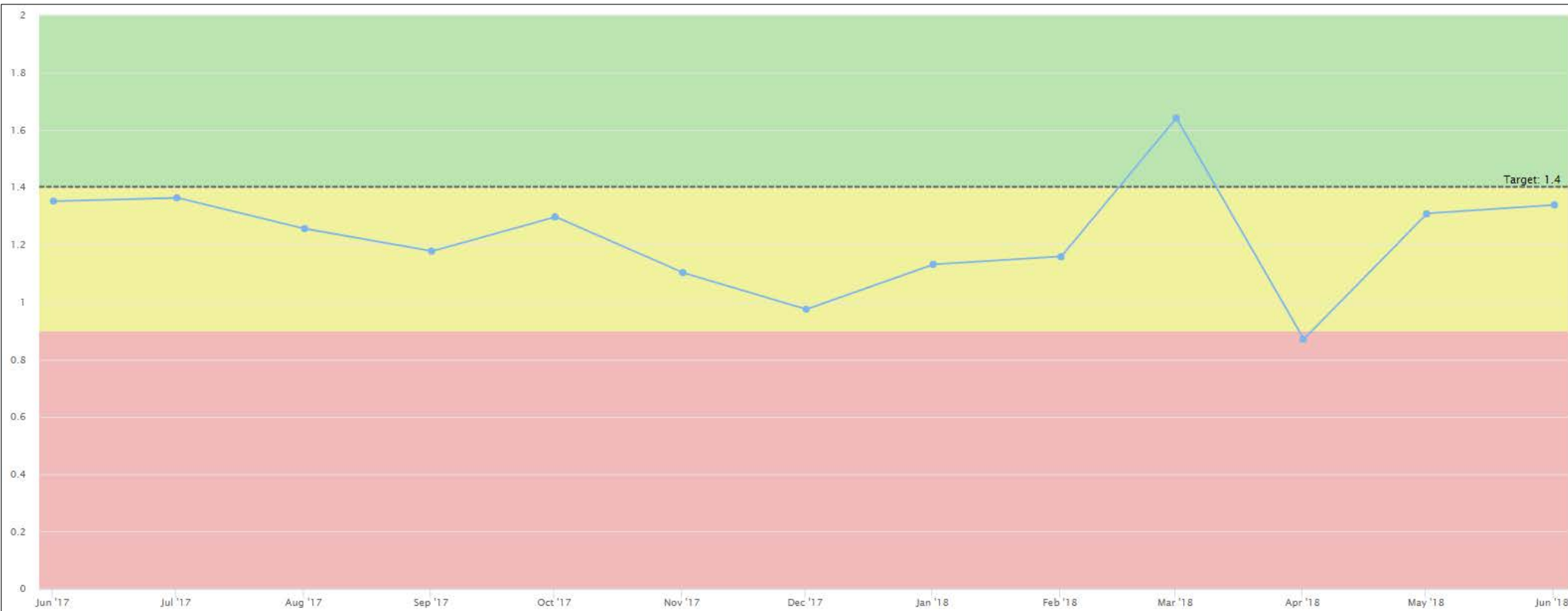


This measure is calculated by dividing the landfill gas revenue by the total disposal costs. SWS has set a target goal of > 15% indicated by the dashed line in the above line graph. This data is given to SWS on a quarterly basis. The months reflecting zero value are months in the current quarter SWS has no data.

**Quarter 2 Data –  
Disposal Costs Offset: 26%**

SWS syphons the gas from collected refuse in the landfill. A portion of the gas is sold to Doyon Utilities to provide electricity to the Army side of Joint Base Elmendorf-Richardson. The revenue from selling landfill gas is used to subsidize disposal costs, therefore SWS customer rates are lower.

## Measure #2: Waste to Cover Ratio



This measure is calculated by dividing the total tons of refuse received at the landfill by the total tons of cover used (including alternative cover.) SWS has set a target goal of 1.4 indicated by the dashed line in the above line graph.

### Quarter 2 Data –

**April: 0.87**

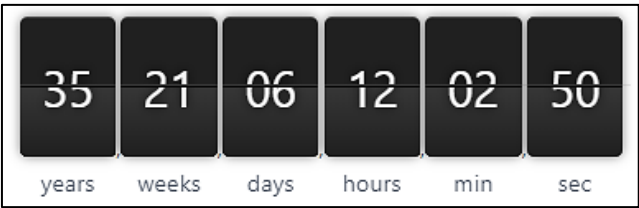
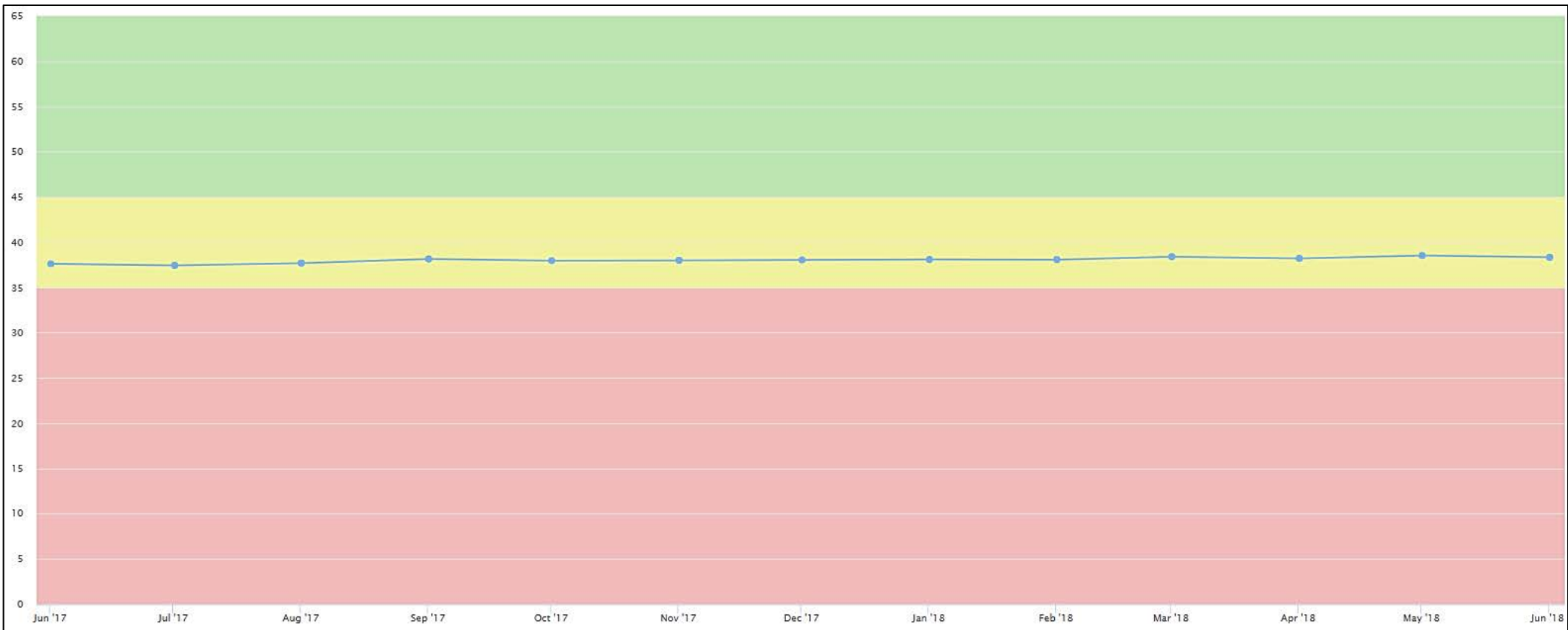
**May: 1.31**

**June: 1.34**

Everyday SWS uses gravel or other forms of alternate cover, ranging from wood chips to snow, to cover the garbage.

This data is important because SWS has a goal to “Extend the Life of Anchorage Regional Landfill.” The less amount of gravel (or alternative cover) used to cover the refuse, the more space is left and the longer the landfill will be open.

**Measure #3: Landfill Closure Date**



SWS uses a 12-month average of waste generation and cover used by the landfill to predict the day the landfill will reach full capacity. As public behavior changes, the lower rate of waste generation and less cover used will slowly affect the life of the landfill. Decomposition and compaction are considered in the equation, as well as population growth. SWS derives this data from the most current landfill study.

SWS does not have a target set because this information is continually changing, however SWS has a goal to extend the life of the landfill.

**Quarter 2 Data –  
Estimated Year of Closure: 2053**

2053 is quickly approaching. As the year of closure draws near, SWS must think about *how* to continually provide safe, efficient, and innovative solid waste management (i.e.: development of a new landfill). Through fine-tuning public behavior (i.e. recycling), SWS can successfully serve the MOA for many years beyond the estimated date. Landfills are not forever, there is no time waste.

## PVR Measure WC: Managing Workers' Compensation Claims

Reducing job-related injuries is a priority for the Administration by ensuring safe work conditions and safe practices. By instilling safe work practices, we ensure not only the safety of our employees but reduce the potential for injuries and property damage to the public. The Municipality is self-insured and every injury poses a financial burden on the public and the injured worker's family. It just makes good sense to WORK SAFE.

Results are tracked by monitoring monthly reports issued by the Risk Management Division.

