
Controller Division Finance Department

Anchorage: Performance. Value. Results.

Mission

Provide timely and accurate financial information while ensuring compliance with debt covenants, Municipal Ordinances and grant reporting requirements.

Core Services

- Prepare Comprehensive Annual Financial Report
- Close monthly financial cycle
- Reconcile accounts on a monthly basis and maintain system of internal controls
- Process payment to vendors

Accomplishment Goals

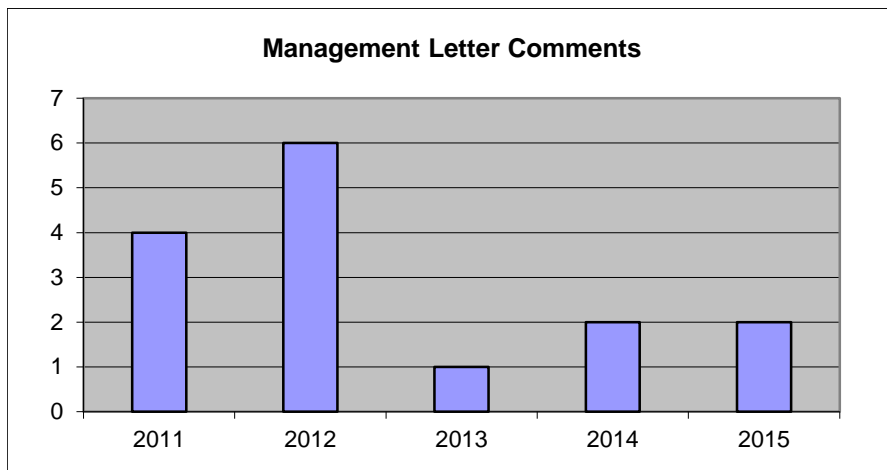
- Report fairly, without material misstatement, the financial results of the Municipality of Anchorage on an annual basis.
- Maintain a system of internal controls such that transactions are accurately recorded on a timely basis to reduce the risk of fraud and error.
- Record transactions accurately and timely.
- Pay vendors accurately and timely.

Performance Measures

Progress in achieving goals shall be measured by:

Measure #1: Reduce number of external audit comments.
--

For Audit Yr:	2011	2012	2013	2014	2015
# Management Letter Points in Annual Audit Management Letter	4	6	1	2	2

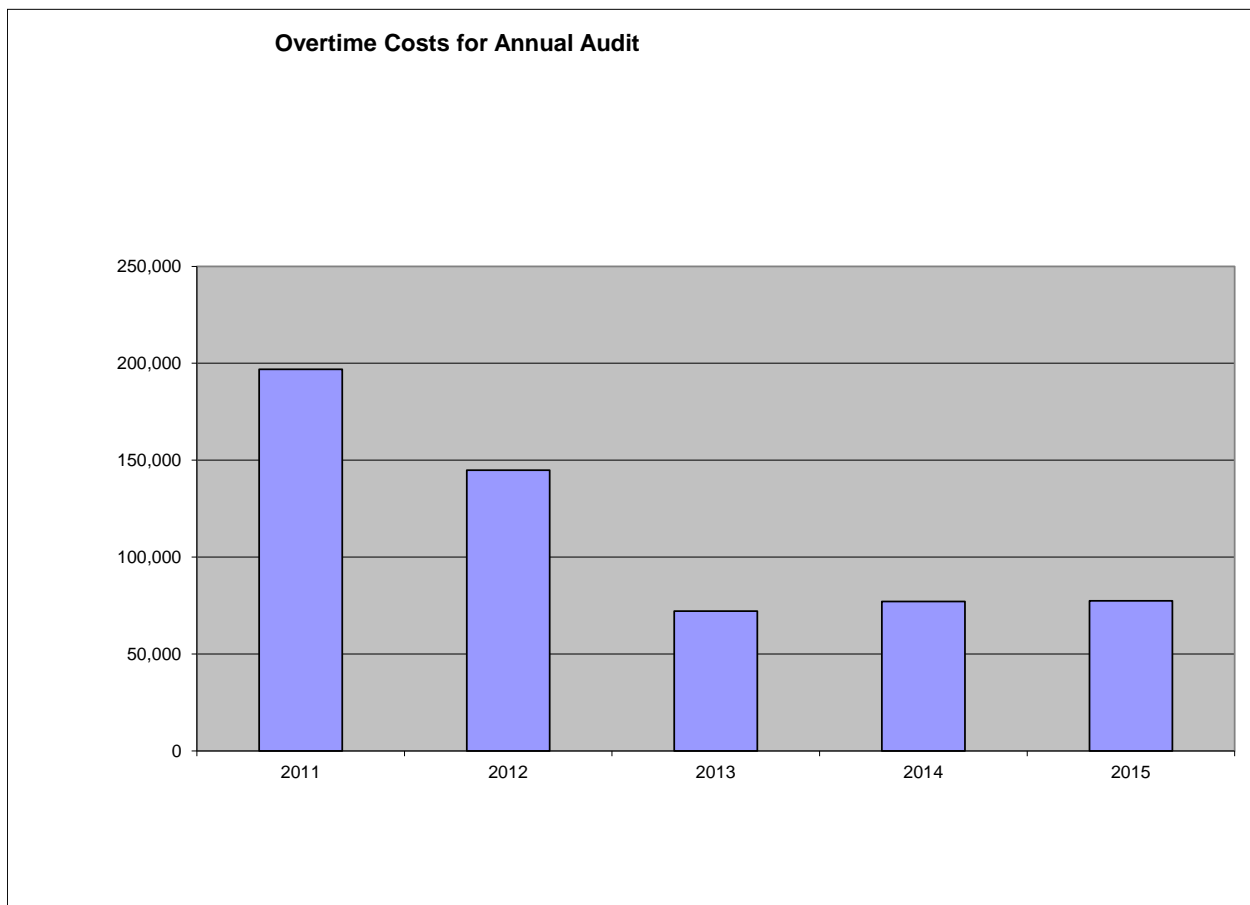


Measure #2: Ensure audit comments from internal and external auditors are addressed within 90 days of receipt of comment.

2015 – Comments will be resolved; 2016 audit will start in March 2017

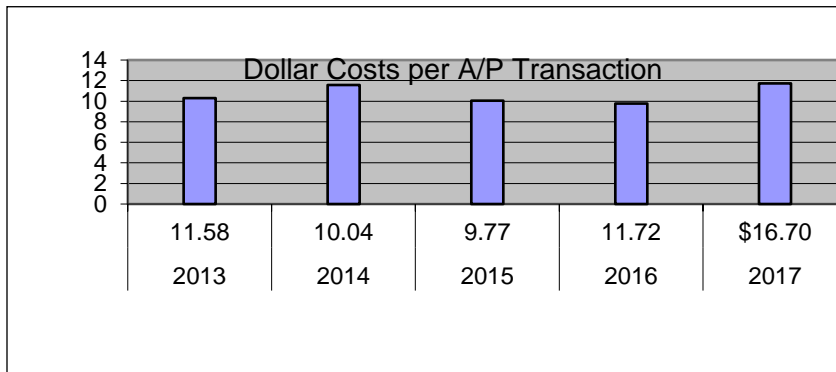
Measure #3: Reduce overtime costs associated with annual audit.

For Audit Yr:	2011	2012	2013	2014	2015
Overtime Cost:	\$196,892	\$144,877	\$72,165	\$77,139	\$77,442



Measure #4: Cost to produce vendor checks.

Accounts Payable Division	2013	2014	2015	2016	2017
\$ cost per transaction	\$11.58	10.04	9.77	11.72	16.71
# invoices processed for departments	32,737	33,001	33,297	32,138	7,107



Performance Measure Methodology Sheet
Controller Division
Finance Department

Measures #1 & #3: Reduce number of audit comments and overtime costs associated with the annual audit.

Type

Efficiency

Accomplishment Goal Supported

Reduce the costs associated with putting together the Comprehensive Annual Report in both overtime and audit fees.

Definition

Measure the efficiency of the annual audit by focusing on the number of comments received by the auditors in the annual Management Letter.

Data Collection Method

Count number of comments in the annual management letter

Frequency

Annually

Measured By

The controller will maintain an annual list of comments in an Excel spreadsheet.

Reporting

The controller will maintain an annual report

Used By

The report will be used by the controller's department and CFO to gain a clearer idea of costs associated with annual reporting requirements.

Performance Measure Methodology Sheet
Controller Division
Finance Department

Measure #2: Ensure audit comments from internal and external auditors are addressed within 90 days of receipt of comment.

Type

Efficiency

Accomplishment Goal Supported

Maintain the integrity of the systems of internal controls that have been established for the Municipality Of Anchorage.

Definition

Measure the ability of the Municipal departments to react and correct deficiencies noted in both internal and external audits.

Data Collection Method

Perform follow-up procedures to determine if comments provided for improvement by the auditors have been followed.

Frequency

Quarterly

Measured By

The controller will maintain documents to support department's response to audit reports.

Reporting

The controller will maintain a quarterly report

Used By

The report will be used by the controller's department and CFO to ensure that departments react appropriately to audit comments and follow established policies and procedures.

Performance Measure Methodology Sheet
Controller Division
Finance Department

Measure #4: Costs to produce vendor checks.

Type

Efficiency

Accomplishment Goal Supported

Reduce the costs associated with paying vendors and eliminate reissuing new vendor checks due to errors in processing.

Definition

Measure the efficiency of the accounts payable process by focusing on costs associated with producing vendor checks.

Data Collection Method

The calculation is performed by dividing the total costs of the central accounts payable department by the number of checks produced on a monthly basis and counting the number or checks reissued due to error.

Frequency

The measurement will be performed at the beginning of each quarter.

Measured By

The Accounts Payable Supervisor will maintain an excel spreadsheet with information pulled from PeopleSoft and maintain an accurate count of reissued checks.

Reporting

The controller will maintain a quarterly and annual report of costs to produce checks and reissued checks.

Used By

The accounts payable supervisor, controller and CFO will use the data to gain an understanding of the costs associated with managing a centralized accounts payable department.