

MUNICIPALITY OF ANCHORAGE

2019 Homelessness Summer
Community Count



SUMMER COMMUNITY COUNT PROCEDURES

Count Date: August 19-23, 2019 (3rd week of August)

A count is taken through the Homeless Management Information System (HMIS) of everyone who comes into shelters across the community over the course of the week.

All names are unduplicated if a person stayed more than one day in shelter or stayed in more than one shelter

Certain hotel stays or short-term apartment stays can be counted as shelter if a non-profit is paying for the stay

A count of every person who came in for food at a kitchen location on designated days within the same week: Bean's Café, Downtown Hope Center, Anchorage Gospel Rescue Mission

APD Community Action Policing team conducts a canvas of all locations identified by community input in the GIS map for reporting homeless camps.

Other service locations are surveyed – i.e. day drop-in centers, libraries

Street corners and common locations where homeless people gather are canvassed

All lists from the above sources are compared and unduplicated if a person was found in one or more location

2019 saw an increase - WHY?

- August 19-23 was nearly two months into the state budget crisis
- Increases were observed in the number of people contacting United Way's 2-1-1 assistance line
- Funding that has been available for many years to help with rental assistance or prevention of homelessness was not available
- Seniors and people receiving state assistance did not receive checks for several months
- Many new people were observed coming into food kitchens
- Resources to help people move out of homelessness have been stagnant or reduced in the State FY2020 budget

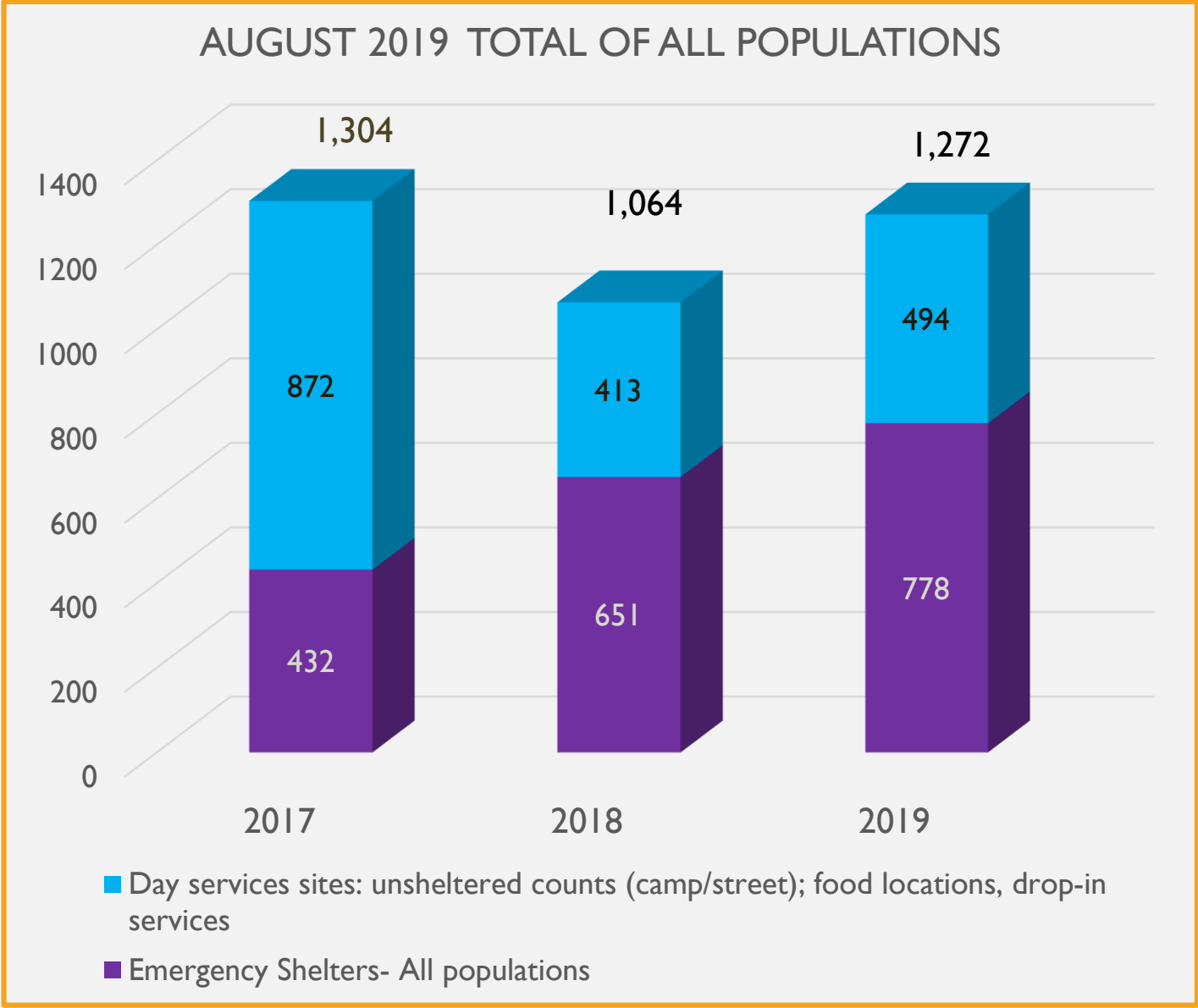
Locations surveyed

Blue = food and community locations:

- Bean’s Café
- Downtown Hope Center – meal program
- Anchorage Gospel Rescue Mission meal program
- Alaska Mental Health Consumer Web
- Covenant House Drop-In
- Camps/Street Corners
- Library (2019 only)

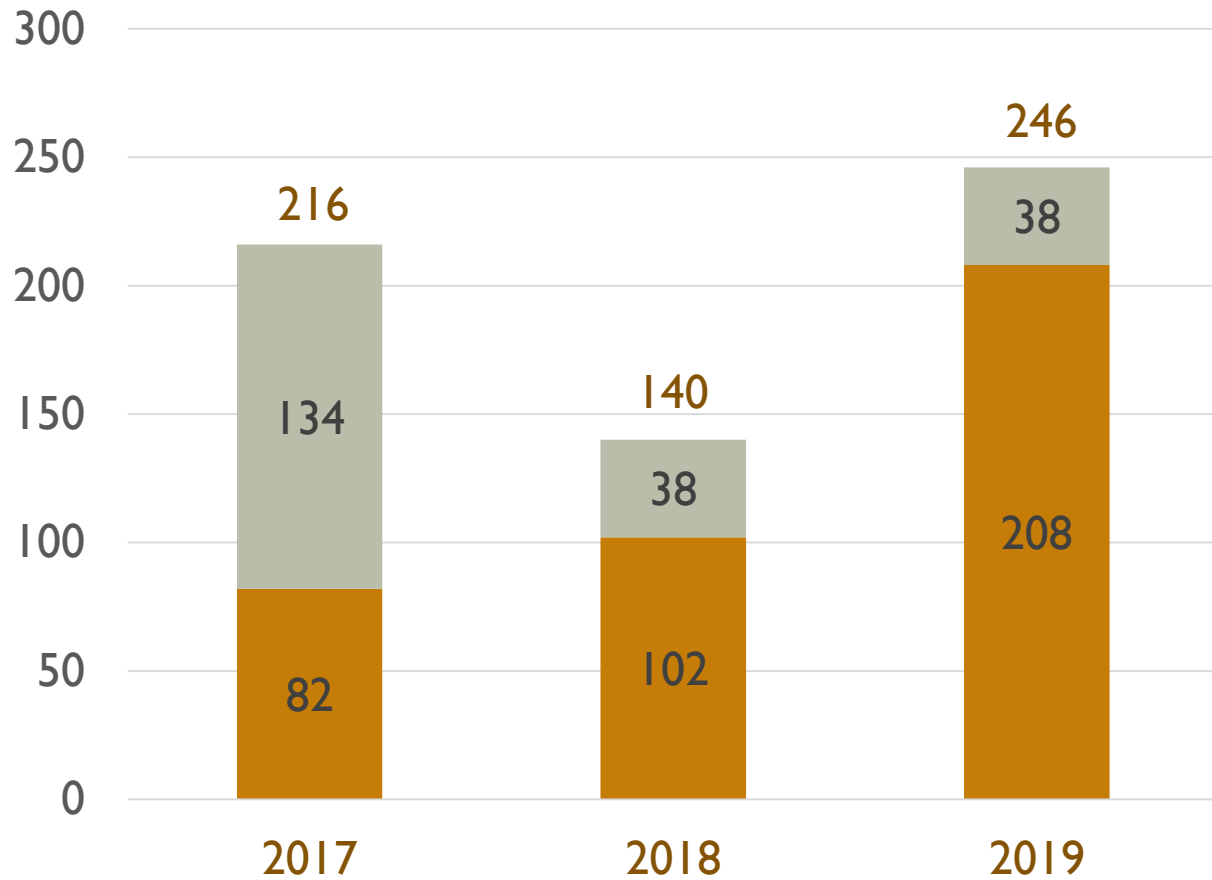
Purple = Shelters, all populations:

- Catholic Social Services, Brother Francis Shelter
- Downtown Hope Center, women only shelter
- Covenant House, youth shelter
- Catholic Social Services, Clare House family shelter
- Salvation Army, McKinnell House family shelter
- Partner’s Re-Entry Center hotel vouchers (2019)
- Anchorage Gospel Rescue Mission shelter
- AWAIC domestic violence shelter



SUMMER AND WINTER COUNTS ARE NOT EQUAL

- Can be used generally for comparison of the total persons and the overall needs of the safety net across two different seasons
- Different methods of collecting data need to be implemented in summer when people are more difficult to see through foliage and are more spread out across the community
 - Winter: One day in January
 - Summer: One week in August
- More “in” and “out-flow” is captured with people moving between shelters and community settings across the week in August



■ persons found on street corners/pan handling (homeless)

■ persons found in camps

* Includes persons observed who refused to provide information

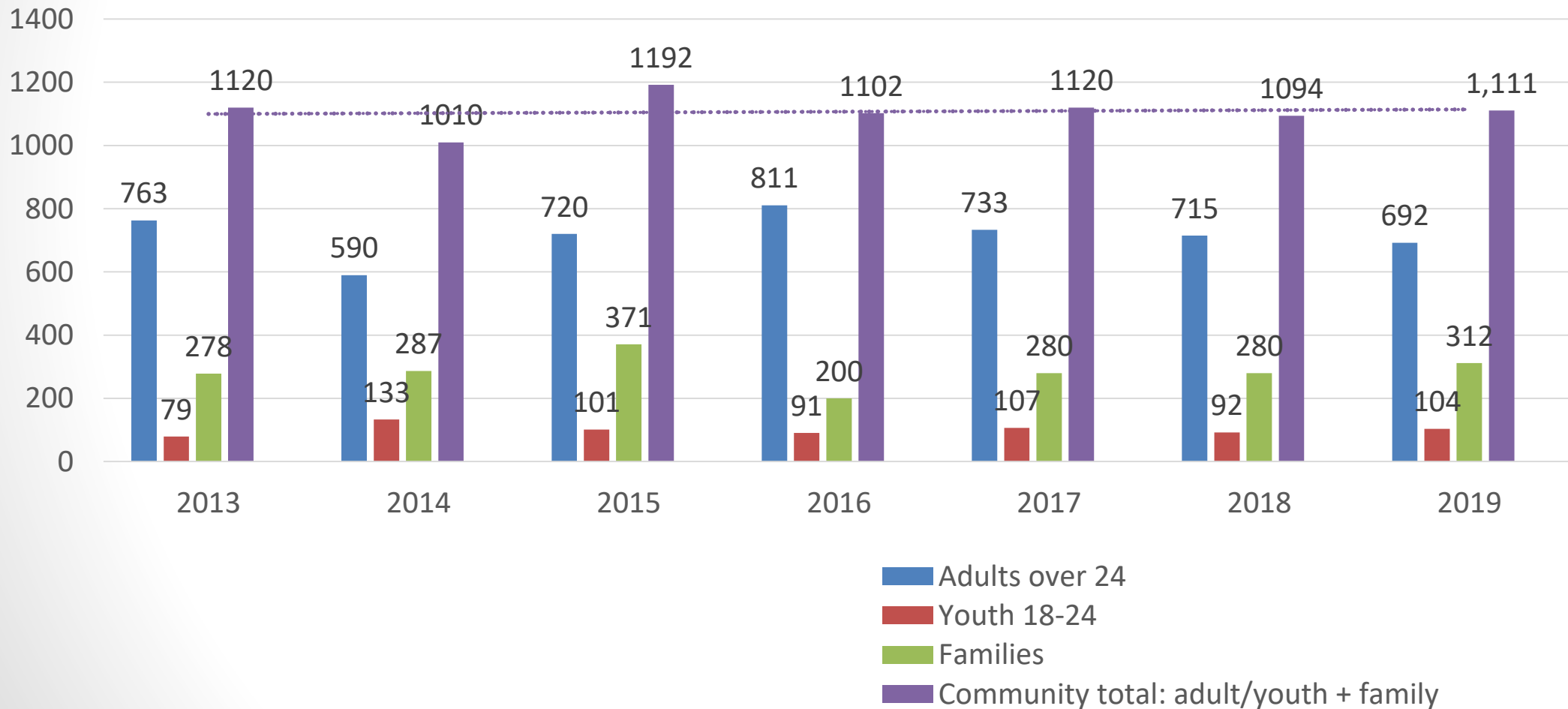
SUMMER
COMMUNITY
COUNT:

PERSONS
COUNTED IN
CAMPS AND ON
STREET CORNERS

WINTER POINT IN TIME COUNT SLIDES
FOR REFERENCE

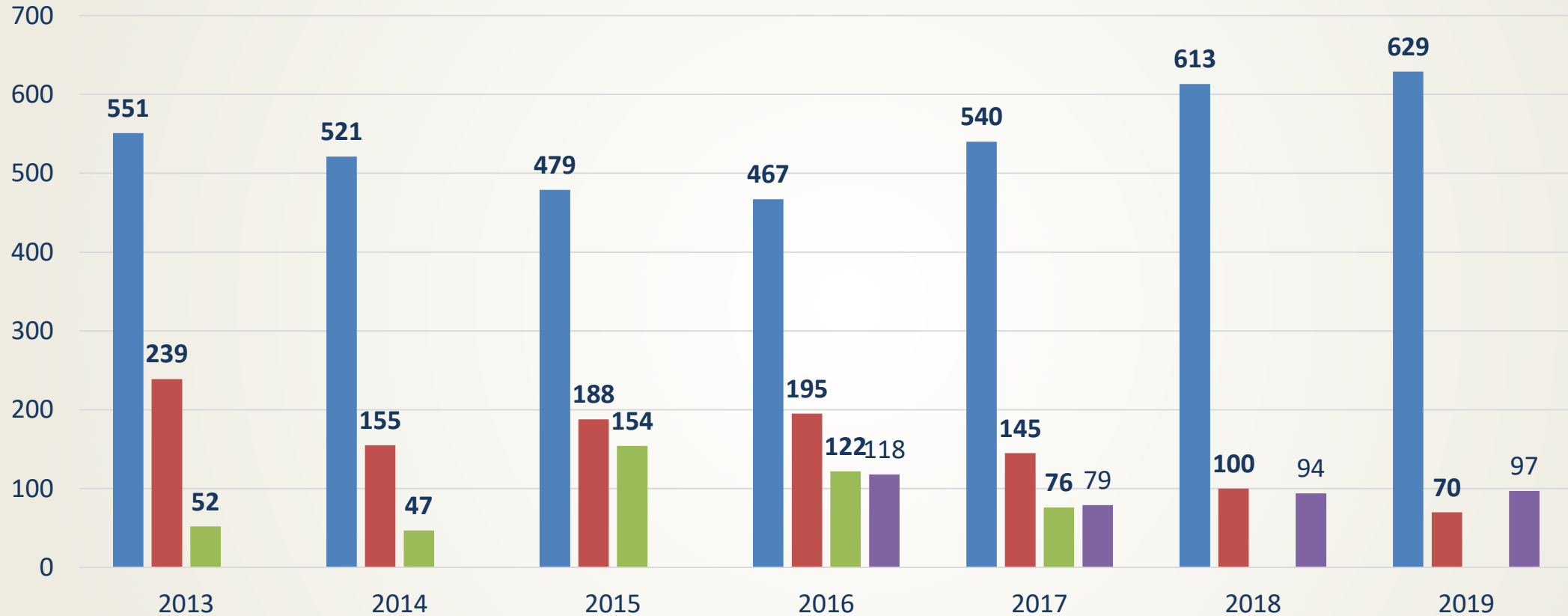
Anchorage Winter Homeless Counts Point In Time 2013-2019

All Populations



Anchorage Winter PIT Homeless Count: Adults 18 and over

By Location



- Emergency shelter
- Temporary or transitional housing (short term)
- Self survey: Persons reporting sleeping outdoors at Project Homeless Connect
- Unsheltered canvas: Adults viewed or interviewed in camps/street

Source:
Homeless Management Information System
(HMIS), annual HUD Point In time count,
Anchorage Coalition to End Homelessness