



# ANCHORAGE COVID-19 HEALTH RISK METRICS

February 5, 2021

**LOWER RISK**

**CONSIDERABLE RISK**

**HIGH RISK**

**VERY HIGH RISK**

## OVERALL RISK LEVEL

Per AHD assessment of health metrics and associated risk.



## Most Important Metrics

Placement of arrow indicates risk level. Direction of arrow indicates change in metric over one-week period. No arrow indicates no change.

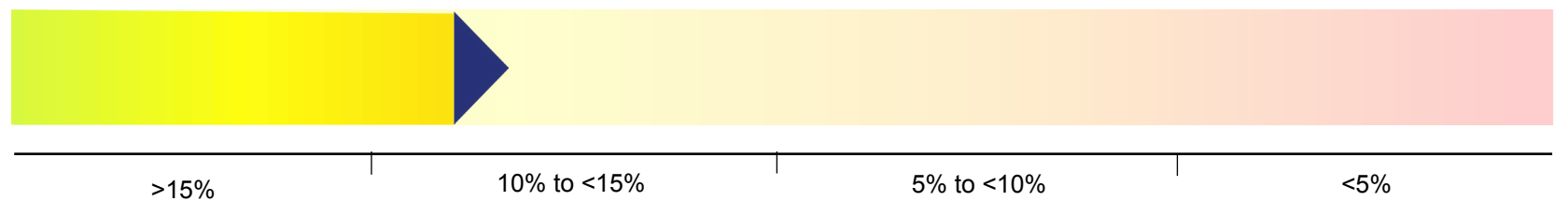
### CASES

Daily new cases per 100k (14-day average)



### CURRENT HEALTH CARE CAPACITY

Adult ICU beds available (7-day average)



### ADDITIONAL CONTRIBUTING FACTORS

Additional factors, not captured in the other metric categories here, that affect the overall level of risk.

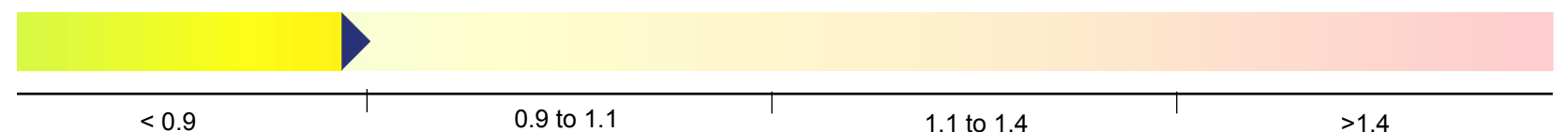


**Multiple current factors present high levels of risk and affect the overall risk assessment:**  
More transmissible variants identified in 33 states including Alaska, population vaccinated at 14%, additional grade levels returning to in-person learning

## Additional Metrics

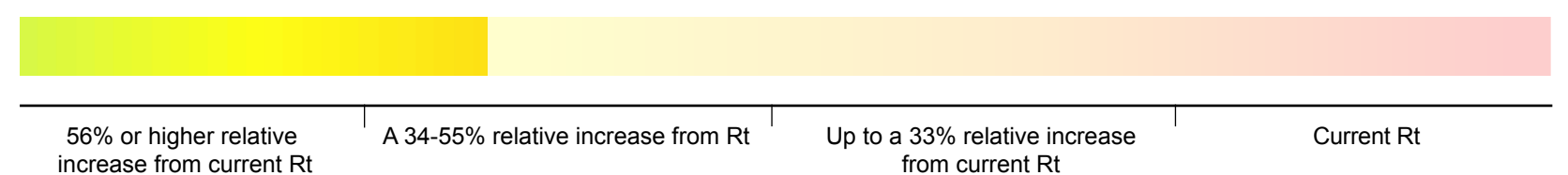
### INFECTION RATE

$R_0$  (lagged by 7 days)



### PROJECTED HEALTH CARE CAPACITY

Surge level ( $R_t$ ) that might fill ICU within 3 months



### TESTING

Percent positivity

