




MUNICIPALITY OF ANCHORAGE
MEMORANDUM

DATE: December 7, 2022

TO: Courtney Petersen, OMB Director

THRU:  Daniel Moore, Treasurer

THRU:  Paula Reiswig, Manager, Program Taxes & Tax Collection

FROM:  Regina James, Tax Enforcement Officer II

SUBJECT: Motor Fuel Tax Adjustment for 2023

In accordance with AMC 12.55.0300B, the excise tax on motor fuel will be .1181, or \$0.12 per gallon (rounded), effective January 1, 2023. This represents a change in the tax and is calculated as follows:

$258.149 - 218.616 = 39.533$	Change August 2022 to 1 st half of 2017.
$39.533/218.616 = .18083$	5-year Change to 1st half of current year (2022)
.10	2022 motor fuel excise tax rate.
$\underline{x (1 + .18083)}$	
.1181	2023 motor fuel excise tax rate (rounded).

Attached is a copy of the October 2022 Consumer Price Index (CPI-U) report for Anchorage.

Since March 1, 2018, the excise tax on motor fuel has been \$0.10 per gallon. This rate will automatically increase on January 1, 2023. The recent annual data reveals gasoline accounts for about 85% of total annual motor fuel taxes collected by the Municipality.

Notification of the 2023 tax rates will be forwarded to current motor fuel tax licensees in the near future. Revised tax return forms showing this new rate will be made available to the taxpayers by Treasury no later than January 10, 2023.

*Data per U.S. Bureau of Labor Statistics – see attached CPI Urban Alaska 2017-2022 Excel file. Note – prior to 2018, CPI data was published semi-annually by the Bureau. Thereafter, data is published on a bi-monthly basis.

Cc: Deputy Treasurer



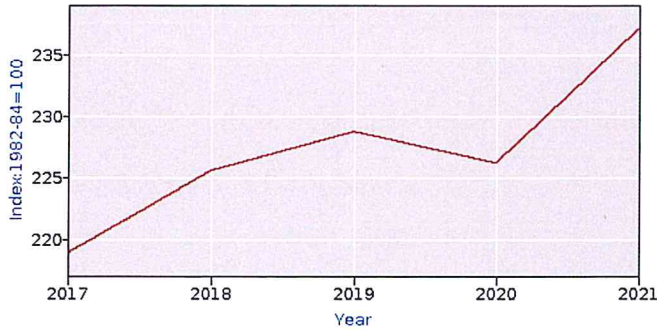
Databases, Tables & Calculators by Subject

Change Output Options: From: 2017 To: 2022 [GO](#)
 include graphs include annual averages [More Formatting Options](#)

Data extracted on: December 7, 2022 (4:26:19 PM)

CPI for All Urban Consumers (CPI-U)

Series Id: CUURS49GSA0
 Not Seasonally Adjusted
Series Title: All items in Urban Alaska, all urban consumers, not seasonally adjusted
Area: Urban Alaska
Item: All items
Base Period: 1982-84=100



Download: [xlsx](#)

Year	Jan	Feb	Mar	Apr	May	Jun	Jul	Aug	Sep	Oct	Nov	Dec	Annual	HALF1	HALF2
2017												220.374	218.873	218.616	219.131
2018		221.679		222.485		228.555		228.716		228.170		226.537	225.545	223.099	227.992
2019		227.183		228.553		234.179		230.406		227.552		226.527	228.676	228.858	228.495
2020		226.510		222.909		225.245		226.984		228.343		227.259	226.153	225.049	227.258
2021		229.478		233.519		239.296		239.899		242.708		243.568	237.188	232.679	241.698
2022		246.369		251.041		268.916		258.149		261.093				252.271	

U.S. BUREAU OF LABOR STATISTICS Postal Square Building 2 Massachusetts Avenue NE Washington, DC 20212-0001

Telephone: 1-202-691-5200 Telecommunications Relay Service: 7-1-1 www.bls.gov [Contact Us](#)