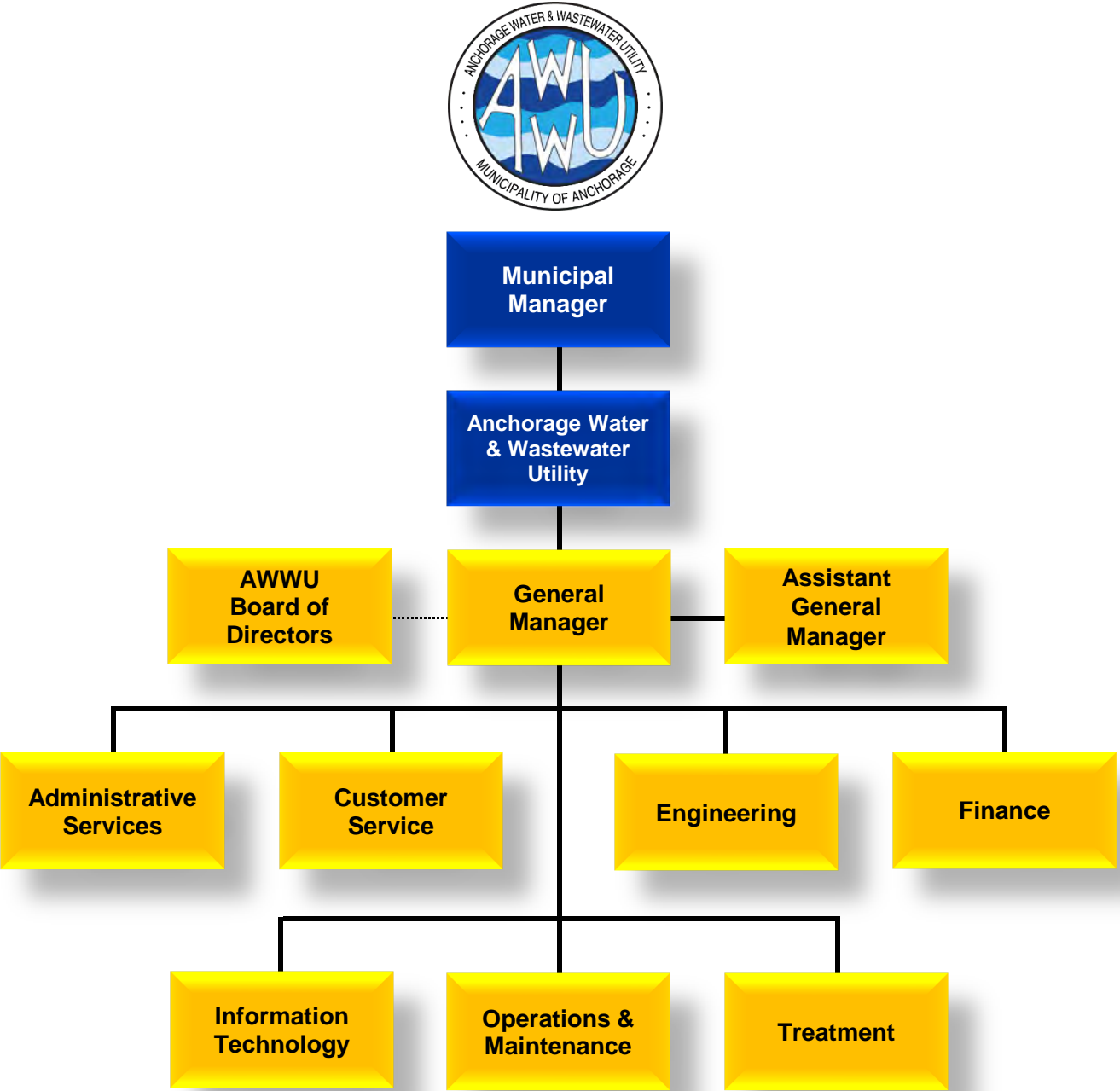


Anchorage Water & Wastewater Utility



Anchorage Water & Wastewater Utility Organizational Overview

Overview

The Anchorage Water and Wastewater Utility (AWWU) is the largest water and wastewater utility in Alaska. AWWU currently serves the Municipality of Anchorage extending from Eklutna to as far south as Girdwood. Although they share one workforce, AWWU operates as two separate economic and regulated entities: the Anchorage Water Utility (AWU) and the Anchorage Wastewater Utility (ASU).



AWWU Headquarters

System Description

To provide water and sewer services, AWWU owns and operates five Treatment Facilities (2 water and 3 wastewater), approximately 1,600 miles of pipe, and over 325,000 square feet of facility space distributed throughout the Municipality. The certificated water service area covers 130.4 square miles in three distinct geographic areas, Northern Communities, the Anchorage Bowl, and Girdwood Valley. Estimates place the water service population at approximately 225,000 people through nearly 57,000 customer accounts. The certificated sewer service area is larger, encompassing nearly all of the Municipality. ASU currently provides sewer service to approximately 252,500 people through nearly 57,900 customer accounts. Additionally, AWWU receives septage pumped from on-site wastewater systems on lots in areas not directly connected to the sewer system.



Ship Creek Water Treatment Facility

AWU's three sources of water are Eklutna Lake, Ship Creek, and groundwater accessed through a system of wells in the Northern Communities, the Anchorage Bowl, and Girdwood Valley. Eklutna Water Treatment Facility and the wells which supply Girdwood are operated year-round and serve as the primary supply sources for the Anchorage and Girdwood water systems. The Ship Creek Water Treatment Facility and the remainder of the water wells are used to augment the primary water supply, mainly in times of peak demand, as well as provide redundancy to the

Eklutna source for Eagle River and the Anchorage Bowl. Of these sources, the Eklutna Water Treatment Facility now provides approximately 92% of total water production for the Northern Communities/Eagle River and the Anchorage Bowl. In Girdwood, where system demand constitutes less than 2% of AWWU's total water production, all water produced and distributed is from 2 municipally-owned and managed wells.

ASU operates 3 wastewater treatment facilities (WWTF) to treat wastewater collected in 3 geographically separate but commonly managed sewer systems. The largest of these is the John M. Asplund WWTF located at Point Woronzof. The Asplund WWTF was constructed in the

early 1970's when Anchorage eliminated direct ocean discharges. It services the wastewater treatment needs of the Anchorage Bowl. The Asplund facility has received silver, gold, and platinum awards from the National Association of Clean Water Agencies for efficiency and environmental compliance. ASU is continually at work to maintain and enhance the facility. The Asplund facility operates in accordance with a National Pollution Discharge Elimination System (NPDES) permit administered by the U.S. Environmental Protection Agency (EPA). The permit, which expired in 2000 but has been administratively extended by EPA, allows discharge of effluent receiving primary treatment, in accordance with Section 301(h) of the Clean Water Act. AWWU is working with the EPA on permit renewal with ongoing efforts including additional data collection, mixing zone study, and other efforts to support the permit renewal.

The Eagle River WWTF was originally built in the 1960's and upgraded several times. It services the public wastewater treatment and disposal needs within Eagle River and Chugiak. The Eagle River facility provides biological secondary treatment and discharges treated effluent to Eagle River. The Eagle River Wastewater Treatment Facility Permit was renewed on March 1, 2020 by Alaska Department of Environmental Conservation (ADEC), which has assumed primacy from EPA over permits for wastewater discharge to fresh water and is valid for five years. AWWU has submitted a timely application to renew the ADEC permit for the Eagle River WWTF.



Asplund Facility



Girdwood Wastewater Treatment Plant

The third facility is Girdwood WWTF. It was originally constructed in the 1970's and also has undergone several process modifications and upgrades. The Girdwood facility provides biological secondary treatment and discharges treated effluent to Glacier Creek under an administratively extended NPDES permit administered by ADEC. The core facility is now at the end of its useful life. Phase 1 of plant replacement and upgrades was completed in 2014. Phase 2 of the plant replacement and upgrade is being planned to conform to discharge requirements of a new permit.

Over the past decade, investments in physical infrastructure have resulted in an increase in the value of AWWU and ASU. From 2013 to present, plant in service has increased by 24% from \$761.3 million to \$943.9 million for AWWU and by 27% from \$606.5 million to \$768.8 million for ASU. This growth is primarily a result of an increasing amount of investment in transmission and distribution assets (water pipelines) and collection plant assets (wastewater pipelines).

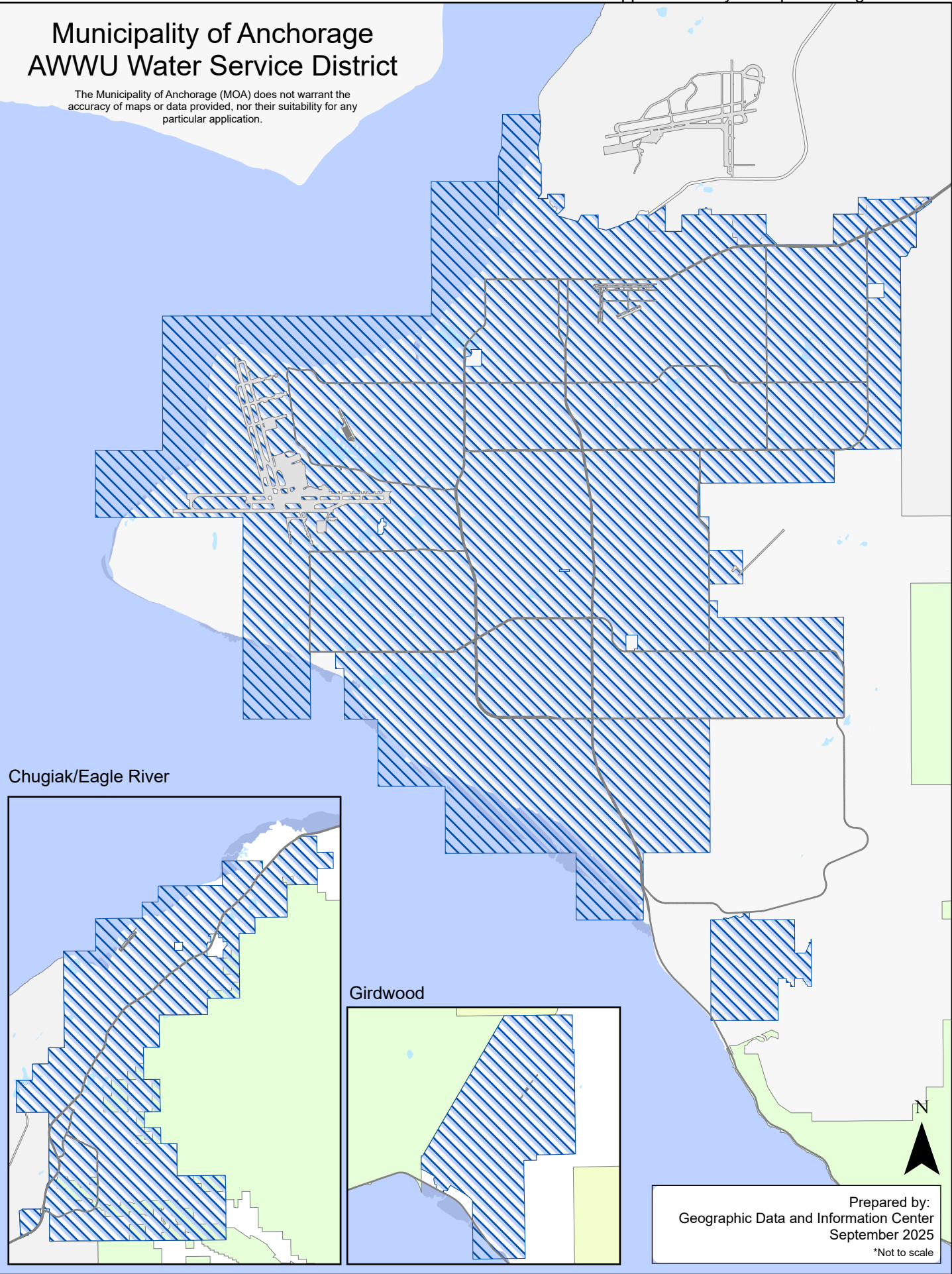
Organization

The General Manager's office is responsible for overall operation of AWWU that includes the following 7 divisions:

- Treatment Division is responsible for day-to-day operation of the treatment facilities and water distribution system and for maintaining compliance with all state and federal environmental regulations.
- Operations and Maintenance (O&M) Division maintains the treatment facilities and repairs all water and sewer piping and lift stations. The O&M Division also operates the wastewater collection system.
- Customer Service Division is responsible for responding to customer inquiries, billing and collections for both utilities, issuing of permits, and field service functions.
- Engineering Division is responsible for development and execution of AWWU's capital program and for system planning.
- Information Technology Division provides support for all AWWU computers, network, and software systems and is responsible for AWWU's Supervisory Control and Data Acquisition (SCADA) system.
- Administrative Services Division provides for training, safety, and internal and external communications.
- Finance Division is responsible for all general ledger and plant accounting, preparation of utility budgets and financial statements, and regulatory filings.

Municipality of Anchorage AWWU Water Service District

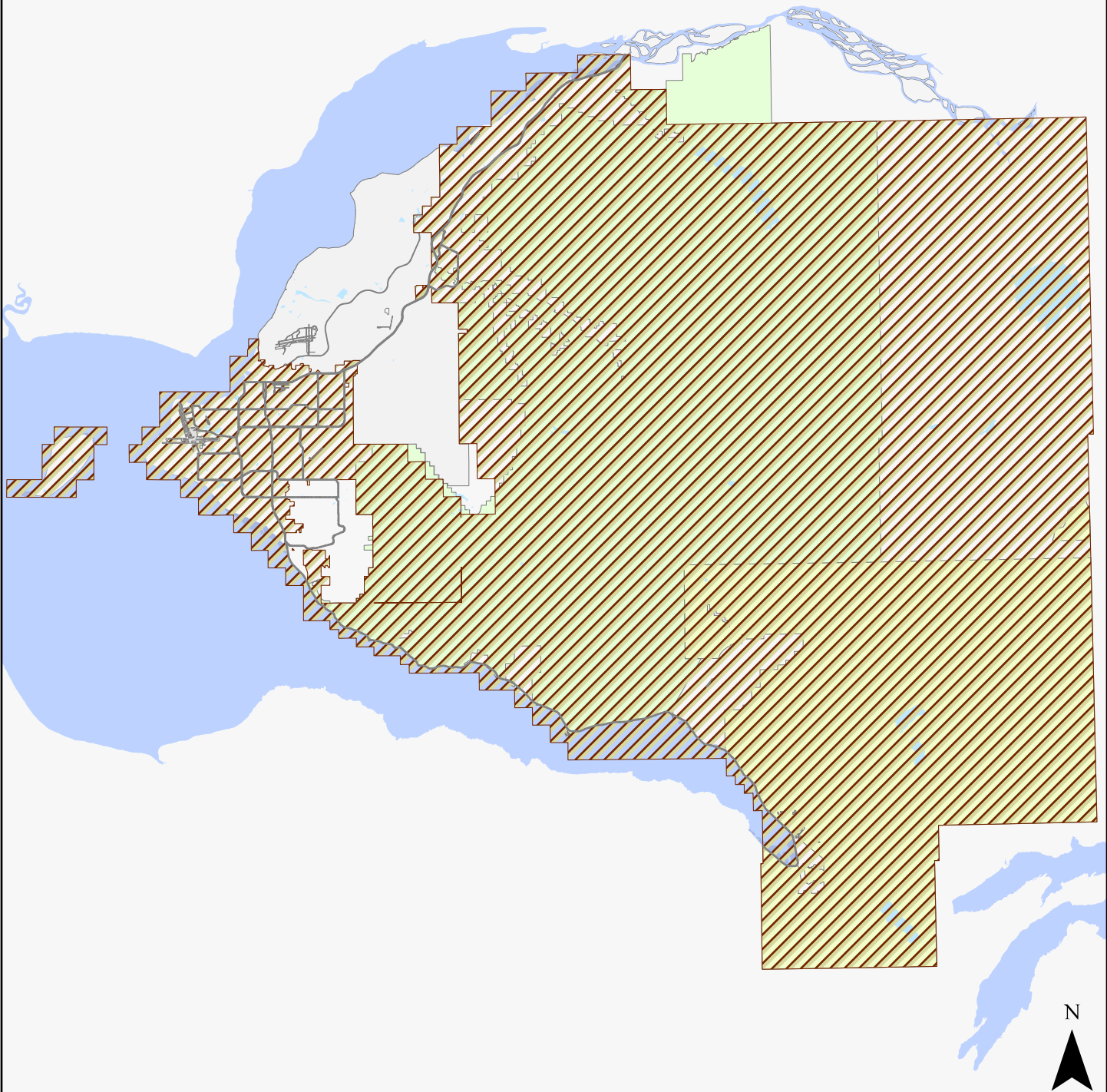
The Municipality of Anchorage (MOA) does not warrant the accuracy of maps or data provided, nor their suitability for any particular application.



Prepared by:
Geographic Data and Information Center
September 2025
*Not to scale

Municipality of Anchorage AWWU Sewer Service District

The Municipality of Anchorage (MOA) does not warrant the accuracy of maps or data provided, nor their suitability for any particular application.



Prepared by:
Geographic Data and Information Center
September 2025
*Not to scale

Anchorage Water & Wastewater Utility Business Plan

Mission

Protect the health and welfare of the public and the environment by providing responsible water and wastewater services.

Services

Anchorage Water & Wastewater Utility (AWWU) is the largest water and wastewater utility in Alaska. AWWU currently serves the Municipality of Anchorage extending from Eklutna to as far south as Girdwood. Although they share one workforce, AWWU operates as two separate economic and regulated entities: the Anchorage Water Utility (AWU) and the Anchorage Wastewater Utility (ASU).

Business Goals

AWWU prepared an updated strategic plan in 2025. The plan includes the following goals:

- **Community Sustainability:** Manage operations, infrastructure, and investments to support the community's economic, environmental, and social health.
- **Financial Viability:** Proactively manage finances to ensure services are provided at responsible rates.
- **Operational Optimization:** Enhance operations through efficiency, creativity, and advanced technology integration.
- **Employee & Leadership Development:** Attract, develop, and retain a talented and valued workforce.

Strategies to Achieve Goals

AWWU has identified the following customer commitments which represent the outcomes or accomplishments of the Utilities' activities as viewed by the customer:

1. Provide safe drinking water that meets or exceeds all standards.
2. Protect the environment through appropriate wastewater collection, treatment, and disposal.
3. Provide reliable service.
4. Have timely, professional, and courteous interactions with customers.
5. Manage finances responsibly and transparently.
6. Set rates that fairly reflect the cost of providing service and maintaining infrastructure.
7. Deliver services affordably to promote a strong Anchorage economy.
8. Invest wisely to minimize risk and maintain service levels.
9. Continuously improve the efficiency of our operations.
10. Anticipate change and prepare for the future.

Performance Measures to Track Progress in Achieving Goals

AWWU measures progress in achieving these customer commitments using quantifiable performance measures, including the following:

1. Compliance with all State and Federal drinking water, wastewater and clean air standards.
2. Number of planned and unplanned water outages.
3. Sanitary sewer overflows.
4. Number of reportable injuries and accidents.
5. Execution of capital improvement budget.
6. Debt to equity ratio.

Anchorage Water & Wastewater Utility

Anchorage: Performance. Value. Results.

Mission

Supporting the public health, safety, and economic interests of the community by providing quality water and wastewater services in a responsible, efficient, and sustainable manner.

Core Services

- Reliably treat and distribute potable water for domestic, commercial, and firefighting uses throughout the certificated service area.
- Reliably collect, treat, and dispose of wastewater in accordance with laws and regulations that protect public health and the environment.

Accomplishment Goals

- Provide reliable service.
- Provide safe drinking water that meets or exceeds all standards.
- Protect the environment through appropriate wastewater collection, treatment, and disposal.
- Fiscal responsibility and transparency with utility finances.
- Timely, professional, and courteous interactions with customers.
- Rates that fairly reflect the cost of providing service and maintaining infrastructure
- Continuous improvement in the efficiency of our operations
- Anticipate change and be prepared for the future.

Performance Measures

Progress in achieving goals shall be measured by:

1. Compliance with all state and federal drinking water standards.
 - Wastewater standards
 - Clean Air Act standards
2. Number of planned and unplanned water outages
3. Sanitary sewer overflows
4. Recordable incident rate (as compared to the standard incident rate for water and wastewater utilities)
5. Execution of Capital Improvement Budget
6. Debt to equity ratio

Measure #1: Compliance with all State and Federal drinking water, wastewater, and clean air standards

Type

Effectiveness

Accomplishment Goals Supported

- Provide reliable service.
- Provide safe drinking water that meets or exceeds all standards.
- Protect the environment through appropriate wastewater collection, treatment, and disposal.

Definition

The number of regulatory requirements meeting compliance standards divided by the total number of regulatory requirements for the time period. The total number of regulatory requirements is the sum of daily, weekly, and monthly compliance standards.

Data Collection Method

All samples collected are compared with the state or federal regulatory standards and any violations are noted and reported in accordance with permit stipulations.

Frequency

The percent compliance measurement will be calculated quarterly, using running totals for the calendar year.

Measured By

The Treatment Division will prepare a report from the water quality and laboratory databases that identifies any samples or reportable incidents that do not meet regulatory standards.

Reporting

The Treatment Division Director will update the report quarterly from the water quality and laboratory databases. The information will be displayed in tabular form.

Used By

The Treatment Division Director and General Manager will use the information to gain a clearer understanding of the performance of Anchorage Water and Wastewater Utility's (AWWU's) treatment facilities and determine if changes in system operation or maintenance are required.

Results

Measure 1: Compliance with all State and Federal drinking water, wastewater, and clean air standards	Goal	2025				Past Years					
		Q4	Q3	Q2	Q1	2024	2023	2022	2021	2020	2019
Safe Drinking Water Act Compliance (%)	100			100	100	100	100	100	100	100	100
Clean Water Act (NPDES permit) Compliance (%)	100			99.92	100	99.82	99.96	99.81	100	100	100
-Asplund				99.7	100	100	99.93	99.94	99.95	99.6	97.8
-Eagle River				100	100	100	100	99.88	99.93	98.95	99.7
-Girdwood				100	100	99.77	99.94	99.63	99.48	99.43	99.4
Clean Air Act Compliance (%) (Asplund Incinerator)	100			100	100	99.99	99.98	100	100	99.99	100

Measure #2: Number of planned and unplanned water outages**Type**

Effectiveness

Accomplishment Goal Supported

- Provide reliable service.
- Provide safe drinking water that meets or exceeds all standards.
- Protect the environment through appropriate wastewater collection, treatment, and disposal.
- Timely, professional, and courteous interactions with customers.
- Continuous improvement in the efficiency of our operations
- Anticipate change and be prepared for the future.

Definition

A water outage is defined as a disruption in service to a service connection. A service connection serves one customer, although multiple people may be affected by the disruption in service to a residence or a business.

Data Collection Method

A tally is kept through each calendar month of the number of customers who experience planned and unplanned water service disruptions for a range of durations listed below. The outage is as reported to AWWU and confirmed by observation or analysis in the field.

Frequency

The measurement will be recorded at the beginning of each month for the preceding month.

Measured By

Number of customers who do not have water service for the following durations:

- Less than 4 hours
- Between 4 hours and 12 hours
- Greater than 12 hours

Disruptions are counted for planned activities (customers are given advance notice in writing) and unplanned (emergency) activities.

Reporting

The Strategic Asset Services Section will create a monthly report that will show water outages numerically and graphically.

Used By

The Operations and Maintenance (O&M) Division, Customer Service Division, Strategic Asset Services Section, and General Manager will review these data monthly to evaluate adequacy of operation and maintenance approaches, customer service response, and pipe condition.

Results

Measure 2: Number of planned and unplanned water outages (customers per month)	Goal (Affected customers per month)	2025 (monthly average)	4 th Q 2025 (monthly average)	3 rd Q 2025 (monthly average)	2 nd Q 2025 (monthly average)	1 st Q 2025 (monthly average)	Historical monthly average				
							2024	2023	2022	2021	2020
Planned Outages											
<4 hours	<20		3 0				0	3	3	1	30
4-12 hours	<20		2 0				13	2	6	10	23
>12 hours	0		0 0				0	0	0	3	0
Unplanned Outages											
<4 hours	<20		37 40				14	26	23	34	63
4-12 hours	<50		15 13				17	28	15	28	32
>12 hours	0		1 0				1	4	1	3	3

Measure #3: Sanitary Sewer Overflows**Type**

Effectiveness

Accomplishment Goals Supported

- Provide reliable service.
- Timely, professional, and courteous interactions with customers.
- Protect the environment through appropriate wastewater collection, treatment, and disposal.
- Continuous improvement in the efficiency of our operations
- Anticipate change and be prepared for the future.

Definition

Total number of wastewater overflows onto the ground or wastewater back-ups into customer residences if caused by an obstruction in an AWWU sewer main, manhole, or cleanout. Overflows or backups that occur due to on-property blockages do not count.

Data Collection Method

The reportable number of sanitary sewer overflows is what is reported in writing to the U.S. Environmental Protection Agency (EPA) Region 10 office within a week of each occurrence.

Frequency

The measurement will be recorded each month for the previous month.

Measured By

Data collection is by direct observation by AWWU staff.

Reporting

The O&M Division will create a monthly report displaying overflow data numerically and graphically.

Used By

The O&M Division, Customer Service Division, Strategic Asset Services Section, and General Manager will review these data monthly to evaluate adequacy of operation and maintenance approaches, customer service response, and pipe condition.

Results

	Goal	2025				Historical monthly average					
		Q4	Q3	Q2	Q1	2024	2023	2022	2021	2020	2019
Measure 3: Sanitary Sewer Overflows (monthly)	<1.5			1	0	1.25	1.58	0.67	1.75	1.1	1.33

Measure #4: Number of reportable injuries and accidents**Type**

Effectiveness

Accomplishment Goal Supported

- Provide reliable service.
- Continuous improvement in the efficiency of our operations
- Anticipate change and be prepared for the future.

Definition

The number of Occupational Safety and Health Administration (OSHA) recordable incidents multiplied by 200,000 (# defined by OSHA as 100 employees working full-time for a year) divided by number of hours worked by all employees. Compare Recordable incident rate to standard industrial rate (SIR) for water and wastewater utilities.

Data Collection Method

Accident and near-miss reports.

Frequency

Annually.

Measured By

Safety Program Manager, Administrative Services Division.

Reporting

The Administrative Services Division will maintain an accident and near miss report on a monthly basis. Data will be compiled, summarized, and reported at the end of the year. Reportable incidence rates will appear mid-calendar year.

Used By

The Safety Manager, all Division Directors, and the General Manager will use the report to monitor and adjust working practices and focus training and attention to hazardous situations.

Results

	Goal	2024	2023	2022	2021	2020	2019	2018
Measure 4: Number of reportable injuries and accidents (annual)	<4.60	1.68	4.37	4.34	3.44	.858	4.08	7.1

Note: Bureau of Labor Statistics (BLS) will normally post the previous year's incidence rate during the months of June or July. AWWU falls within the utilities sector of electric power generation, transmission, and distribution; natural gas distribution; and water, sewer, and other systems.

Update - From the Bureau of Labor Statistics: **Important note on future data:** Beginning with the 2016 reference year, the Survey of Occupational Injuries, and Illnesses (SOII) will present a single release of national data on **November 9, 2017**. This release will include industry counts and rates along with case circumstances and worker characteristics for cases requiring days away from work. In previous years, these data were released separately. State data was released on November 28, 2017. A similar schedule will be followed in subsequent years.

Measure #5: Execution of Capital Improvement Budget**Type**

Efficiency

Accomplishment Goal Supported

- Provide reliable service.
- Fiscal responsibility and transparency with utility finances.
- Rates that fairly reflect the cost of providing service and maintaining infrastructure
- Continuous improvement in the efficiency of our operations
- Anticipate change and be prepared for the future.

Definition

The ratio (as a percent) of capital project dollars expended through the fiscal year divided by the planned expenditure for the year as indicated in the approved Capital Improvement Budget.

Data Collection Method

Project Managers input % complete data and expected completion dates for each project named in the Capital Improvement Budget.

Frequency

Estimates of the completeness (% complete) of all ongoing projects will be reported through the AWWU Engineering Division Project Management group annually and with quarterly updates to yearly progress.

Measured By

The Engineering Division will keep track of this information using the ERP tracking and reporting system.

Reporting

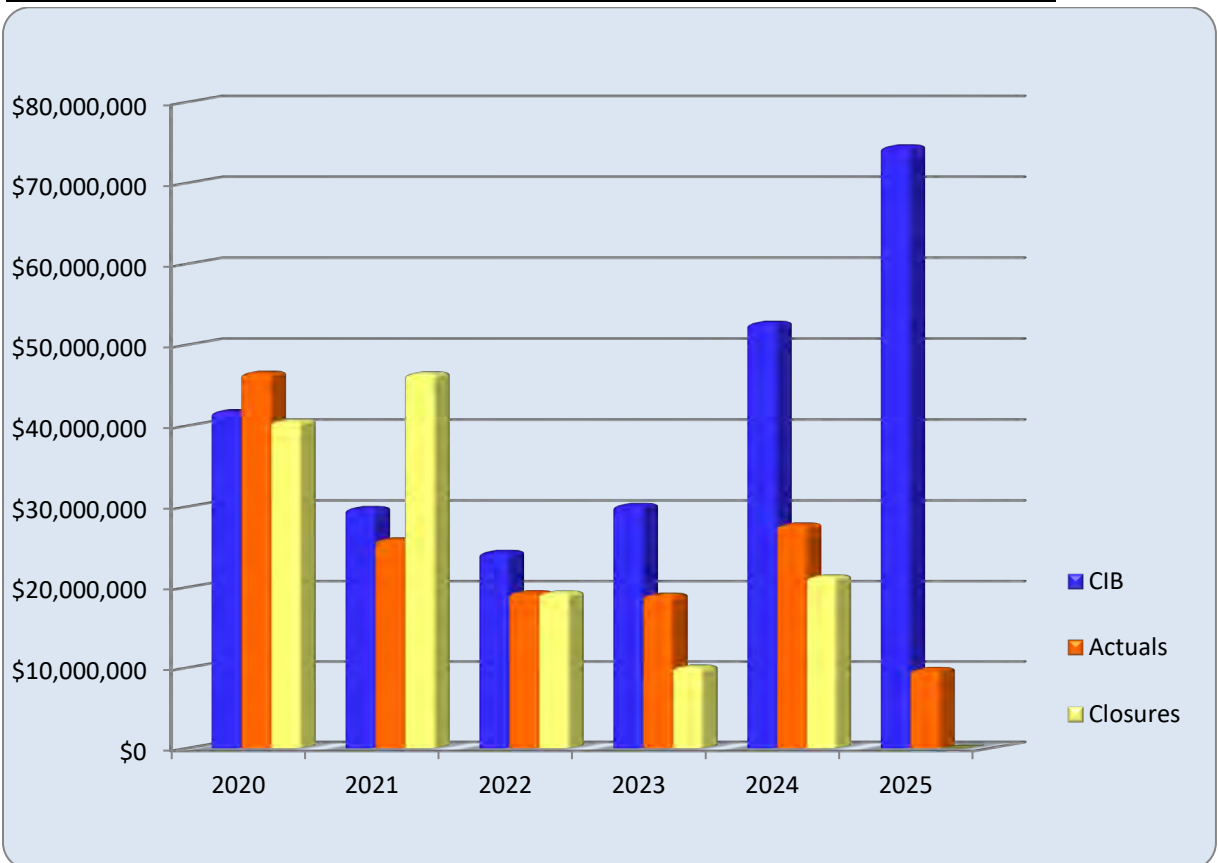
The information will be displayed numerically and graphically in monthly reports.

Used By

The Engineering Director and General Manager will use this data to gauge progress on use of capital project funds.

Results

	Goal	2025	Historical Information				
			2024	2023	2022	2021	2020
Measure 5: Execution of Capital Improvement Budget (annual)	75%	13%	53%	63%	79%	87%	111%



Budget, Expenditures, and Closures through June 2025

Measure #6: Debt to Equity Ratio

Type

Effectiveness

Accomplishment Goal Supported

- Fiscal responsibility and transparency with utility finances.
- Anticipate change and be prepared for the future.

Definition

The relative percentages of assets that are funded by debt and equity, respectively. The total of debt funding and equity funding equals 100%.

Data Collection Method

The calculation is performed by comparing debt and equity to assets annually.

Frequency

The measurement will be calculated annually upon completion of the Utility's audited financial statement.

Measured By

The Finance Division will calculate this ratio from financial statement data.

Reporting

The Finance Division manager will create and maintain an annual report. Trend information will be displayed in a table.

Used By

The information will be used by the Finance Division Director, General Manager, Board, and Administration to help evaluate debt financing levels.

Results

Measure 6: Debt to Equity Ratio (annual)	Goal	*2024	2023	2022	2021	2020	2019	2018
Water Utility	67/33		53/47	51/49	54/46	56/44	58/42	60/40
Wastewater Utility	67/33		52/48	56/44	60/40	63/37	64/36	65/35

* Fiscal year 2024 draft ratios will be available after period 14 is closed.

About Anchorage Water & Wastewater Utility

Anchorage Water Utility History

From the first intake of water at Lower Ship Creek, and a few miles of wood stave water lines downtown more than 100 years ago, Anchorage's public water utility has grown into an enterprise with a net plant in service of approximately \$545 million that delivers an average of 21.4 million gallons of water to customers each day. The original water system for Anchorage was installed by the Alaska Railroad in 1917. In 1921, the City purchased the water system and associated water rights from the Alaska Engineering Commission. As the City expanded by annexation, the water system was extended into new areas and independent water systems previously serving the annexed areas were acquired by the City. A 2.6-mile raw water line to Ship Creek was built in 1980 to replace an earlier raw water main originally constructed in 1962 for the Ship Creek Water Treatment Facility (WTF). In the 1950's, an aqueduct was drilled through the mountains north of Anchorage to supply water from Eklutna Lake to the Eklutna hydroelectric power plant along the Knik River. In 1985, the Anchorage Water & Wastewater Utility (AWWU) tapped this aqueduct and connected a 7.8-mile-long transmission main (intake portal) to provide water from Eklutna Lake to the Eklutna Water Treatment Facility. A 22-mile-long water transmission main was constructed to distribute the treated water from Eklutna to Chugiak, Eagle River, and on into Anchorage.

Anchorage Sewer Utility History

The Alaska Engineering Commission first installed sewers in downtown Anchorage in 1916 along the lower bluff near the Alaska Railroad Depot. As Anchorage grew, construction of sewers continued and by the end of World War II, sewers were available in much of the area between Ship Creek and Chester Creek, west of Cordova Street. The Greater Anchorage Area Borough (GAAB) was created in 1964 and was granted area wide sewer authority. The last major private sewer utility was acquired by the GAAB in 1972. Investment by the GAAB in the 1970's constructed the J.M. Asplund Wastewater Treatment Facility (WWTF) for Anchorage, the Girdwood Wastewater Treatment Facility and the Eagle River Wastewater Treatment Facility. The wastewater utility is now owned and governed by the Municipality of Anchorage after unification of the City of Anchorage and the GAAB on September 15, 1975. The rivers, creeks, and inlets downstream from Anchorage's wastewater treatment facilities are not adversely impacted by treated effluent, which is AWWU's principal measure of success. The Anchorage community benefits from the superior operation of the three wastewater treatment plants that serve its growing population. Anchorage's public wastewater utility has grown into an enterprise with a net plant in service of approximately \$405 million, treating an average of 32.5 million gallons of effluent each day.

Governance

AWWU has a seven-member Board of Directors as codified in Anchorage Municipal Code section 4.80.020. The Board is appointed by the Mayor to staggered 3-year terms, with nominees subject to the approval of the Anchorage Assembly. The Board, by code, makes recommendations to the Mayor, establishes procedures for customer complaints, and recommends changes in code to the Assembly that the Board deems necessary or desirable for the efficient operation of the Utility or for the benefit of its customers. The authority for operation and management of the Utility is under the control of the Mayor. The Board members are very experienced professionals in the fields of law, finance/accounting, engineering, and public health, in addition to 2 at-large citizen members and 1 represented AWWU employee. Regular meetings are held monthly and are open to the public. Board meetings focus on Utility operations and highlights.

Economic Regulation and Accounting

Since 1970, both the Anchorage Water Utility (AWU) and the Anchorage Wastewater Utility (ASU) have been regulated by the Alaska Public Utilities Commission, which was renamed the Regulatory Commission of Alaska (RCA) on July 1, 1999. AWU and ASU each hold a Certificate of Public Convenience and Necessity for serving portions of the Anchorage Bowl, Eagle River and Girdwood. The RCA must approve all rates and tariffs prior to implementation. They also regulate service areas and service quality. The RCA is composed of five members appointed to six-year staggered terms by the Governor of the State of Alaska and confirmed by the State Legislature.

AWWU is an Enterprise Fund. Enterprise Funds are used to account for operations where costs of providing services to the general public on a continuing basis are financed or recovered primarily through user charges or where the governing body has decided that periodic determination of revenues earned, expenses incurred, and/or change in net assets is appropriate for capital maintenance, public policy, management control, accountability or other purposes.

AWWU applies all applicable provisions of the Governmental Accounting Standards Board which has authority for setting accounting standards for governmental entities. The accounting records of the Utility conform to the Uniform System of Accounts prescribed by the National Association of Regulatory Utility Commissioners. The accrual basis of accounting is used for Enterprise Funds. Revenues are recognized in the accounting period in which they are earned and become measurable. Expenses are recognized in the period incurred, if measurable.

AWWU's audited financial statements are available at [Financial Statements | Anchorage Water and Wastewater Utility \(awwu.biz\)](http://www.awwu.biz)

Environmental Regulation

AWU's activities are dictated by a wide variety of environmental regulations administered by the Environmental Protection Agency (EPA) and the Alaska Department of Environmental Conservation (ADEC). Potable water produced by AWU must comply with the regulations promulgated under the Safe Drinking Water Act (SDWA). The SDWA is the main federal law governing the quality of drinking water in the United States. The ADEC has authority (primacy) to administer the SDWA regulations for the EPA. The SDWA sets standards for the chemical and microbial quality of drinking water and establishes requirements for informing the public.

ASU's activities are also dictated by a wide variety of environmental regulations administered by the EPA and the ADEC. All wastewater discharges must comply with the regulations promulgated under the Clean Water Act (CWA). The CWA is the main federal law governing discharges into the waters of the United States. The CWA requires that each treatment facility have a unique National Pollution Discharge Elimination System (NPDES) permit that specifies the discharge limits from each facility for a wide variety of chemical and biological constituents. The ADEC has authority (primacy) to issue and administer the NPDES permits for ASU's Eagle River and Girdwood WWTFs. Authority to issue and administer the 301(h) modification for the Asplund WWTF has been retained by EPA, due to the special conditions of this discharge as outlined in section 301(h) of the CWA. In addition to the CWA laws, ASU's sewage sludge incinerator must also comply with the provisions specified in Title V of the Clean Air Act (CAA). ADEC has primacy for the CAA and administers the permit for EPA.

Failure to comply with the regulations promulgated under the SDWA, CWA and CAA can result in fines and/or compliance orders and criminal charges.

Physical Plant

The John M. Asplund WWTF is one of the few facilities in the nation operating as a primary treatment facility under Section 301(h) of the Clean Water Act. The primary treatment provided by this facility removes up to 46% of the biological oxygen demand and 80% of the solids from the influent wastewater meeting the criteria necessary for discharge to the marine waters of Cook Inlet.

The smaller Eagle River WWTF and Girdwood WWTF provide advanced secondary treatment prior to discharge to Eagle River and Glacier Creek, respectively. These facilities remove up to 99% of the pollutants from the incoming wastewater prior to discharge.

In 2024, the Asplund WWTF treated an average of 30 million gallons per day (mgd). The Eagle River WWTF treated an average 1.40 mgd and the Girdwood WWTF treated an average 0.40 mgd. The three facilities have a combined design capacity of 61.1 mgd. The wastewater collection system has approximately 766 miles of pipes.

The Asplund Facility, built in 1972, is Alaska's largest wastewater treatment plant. As wastewater treatment technology and the demands of community growth have developed over the last two decades, utility operators and engineers have kept pace. The Asplund plant underwent major renovations in 1982 and expanded and upgraded again in 1989.

In 2014, an updated facilities plan was prepared for the Asplund Wastewater Treatment Facility. The plan recommended over \$17M of additional investment in Asplund over ten years to rehabilitate and maintain aging infrastructure. A significant portion of those recommendations have been completed since 2014.

ASU continues to maintain its smaller treatment plants. Projects at Eagle River and Girdwood are underway, all designed to replace, rehabilitate, and provide for the near-term needs of the areas being serviced. In 2021 an updated facilities plan was prepared for the Eagle River Wastewater Treatment Facility. The plan recommended over \$20M of additional investment in the facility over a 10 year period. Projects at the Girdwood Wastewater Treatment Facility are being implemented in consideration of condition assessment and asset management planning.

AWU's three sources of water are Eklutna Lake, Ship Creek and groundwater accessed through a system of wells in the Northern Communities, the Anchorage Bowl, and Girdwood Valley. Eklutna Water Treatment Facility and the wells which supply Girdwood are operated year-round and serve as the primary supply sources for the two water systems. The Ship Creek Water Treatment Facility and the remainder of water wells are used to augment the primary water supply as well as provide redundancy to the Eklutna source for Eagle River and the Anchorage Bowl.

Of these sources, the Eklutna WTF now provides, on average, 92 percent of total water production for the Northern Communities and the Anchorage Bowl. In Girdwood, where system demand constitutes less than 2 percent of AWWU's total water production, all water produced and distributed is from two wells.

Projects to maintain the surface water plants and AWU wells are on-going. The purpose of these projects is multiple fold: to rehabilitate and upgrade facilities where equipment has reached the end of its useful life; to automate and increase operational efficiency of facilities; to increase yield from existing well sites; and to meet stricter federal and state regulations regarding water quality.

Visit the AWWU website at: <https://www.awwu.biz/>

Anchorage Water & Wastewater Utility

Highlights and Future Events

Infrastructure Resiliency

With the uncertainty of national economic conditions, the utility is seeing a positive return on several key efforts that increase our service resiliency such as efficient treatment process upgrades at our Water and Wastewater Treatment Facilities and upgrades to the water piping distribution and wastewater collection systems. AWWU is currently completing key upgrades to the 2 largest sewer pump stations in the Anchorage Bowl, Pump Station 2 and Pump Station 12. AWWU has started construction on the Glen Square Pressure Regulating Facility. This facility is crucial in regulating water pressure and flow into Anchorage's downtown and Port areas.

Inflation

Inflation has affected the utility in many areas, but particularly chemicals, fuel, and utilities.

Staffing

As is happening at a national level, finding qualified applicants has been a challenge to the utility. This has caused delays in needed activities such as preventative maintenance, potentially costing the utility more money in the future. AWWU is continuing to work with the Municipal Administration to recruit and retain qualified employees.

Supply Chain

Some pumps, motors, electrical and instrumentation equipment, and other items have been a challenge to receive due to global supply chain issues and market price escalation.

Federal Infrastructure Loans and Grants

Congress has authorized infrastructure grants/loans throughout the nation. Much has been targeted toward Water and Wastewater Utilities. Most of these funds will run through the State's Revolving Loan program administered by the Alaska Department of Environmental Conservation.

Strategic Plan Update

AWWU is updating our Strategic Plan to provide the utility a roadmap to address critical needs of the community and comply with regulatory requirements over the next six years. The strategic plan sets goals for community sustainability, financial viability, operational optimization and employee and leadership development. The execution of capital investment in accordance with the Strategic Plan will help the utility meet community needs at responsible rates for water and wastewater service.

Rate Increases Requested and Approved

	Calculated Rate Increases		Requested Permanent Rate Increases		Approved Rate Increases		Comments
	AWU	ASU	AWU	ASU	AWU	ASU	
2006	12.40%	15.00%	8.90%	10.60%	6.50%	10.60%	
2007	15.00%	17.80%	14.50%	13.00%	7.00%	9.50%	
2008	-	-	-	-	-	-	
2009	8.70%	8.00%	7.00%	6.50%	5.60%	6.50%	
2010	7.00%	9.50%	2.50%	2.50%	2.50%	2.50%	
2011	18.50%	26.20%	8.00%	15.00%	8.00%	15.00%	
2012	13.00%	16.60%	6.00%	11.00%	6.00%	11.00%	
2013	9.10%	6.80%	6.00%	4.50%	6.00%	4.50%	
2014	5.60%	6.70%	4.00%	5.50%	2.26%	4.34%	
2015	-	-	-	-	-	-	
2016	-	-	-	-	-	-	
2017	-	11.90%	-	9.50%	-	9.50%	
2018	4.47%	4.14%	3.00%	2.50%	3.00%	0.98%	
2019	8.33%	10.48%	7.00%	9.50%	6.52%	6.86%	
2020	-	-	-	-	-	-	
2021	4.86%	11.67%	2.00%	8.00%	2.00%	8.00%	
2022	5.29%	4.59%	1.75%	3.75%	1.75%	3.75%	
2023	-	-	-	-	-	-	AWWU filed Plant Replacement Improvement Surcharge Mechanism (PRISM) rates of 1.85% for AWU and 0.81% for ASU. PRISM was approved by the Regulatory Commission as filed.
2024	10.07%	3.67%	6.30%	3.00%	6.30%	3.00%	AWWU filed to implement an across-the-board rate increase of 6.30% for AWU and 3.00% for ASU. Notably, when accounting for the removal of the Plant Replacement Improvement Surcharge Mechanism (PRISM) surcharge and the anticipated delay in implementing these proposed rates, the overall proposed annualized blended rate increase for the two Utilities in 2024 is 3.00%.
2025	14.71%	7.18%	5.13%	5.13%	5.13%	5.13%	Policy direction to limit rate increases requested to reduce impact on customers.
2026	TBD	TBD	TBD	TBD	TBD	TBD	Rate case not yet filed, calculated rate increases are still in process, pending completion of audited 2023 financial statements and revenue requirement study work.

To improve its debt position, AWWU must continue to request reasonable rates while controlling expenses. The budget provided in this package provides just such a balance.

*The Plant Replacement and Improvement Surcharge Mechanism (PRISM) is an alternative rate recovery mechanism permitted under Alaska state regulations pursuant to 3 AAC 52.800 through 3 AAC 52.890. Water and wastewater utilities are permitted to implement a surcharge to recover eligible capital costs completed and placed in service between general rate cases (Revenue Requirement Studies). PRISM rates are reset to 0% when a Revenue Requirement Study impacting service rates is filed with the Regulatory Commission of Alaska.

Anchorage Water & Wastewater Utility External Impacts

Wastewater Treatment Facilities Discharge Permits

The State of Alaska Department of Environmental Conservation (ADEC) assumed authority for permitting wastewater discharges for the Girdwood and Eagle River Wastewater Treatment Facilities (WWTF) in November 2008. The Girdwood WWTF permit has been administratively extended by ADEC and continues to be effective and enforceable until a new permit is issued. The Eagle River WWTF permit was reissued by ADEC in 2020 and is valid for at least five years. AWWU has submitted a timely application to renew the ADEC permit for the Eagle River WWTF.

Authorization of discharge into marine waters from the Asplund WWTF remains under the auspices of the U.S. Environmental Protection Agency (EPA). The EPA is currently evaluating the Utility's application for reauthorization of the permit allowing only primary treatment, in accordance with criteria set out in Section 301(h) of the Clean Water Act. Subsequent to the agency's determination that the Asplund discharge meets the 301(h) criteria, EPA will consult with the National Marine Fisheries Service (NMFS) on the effects of the permit reauthorization on endangered species (i.e., the Cook Inlet beluga whale). If NMFS finds that the discharge reauthorization is likely to jeopardize continued existence of the species or adversely modify critical habitat, NMFS may impose conditions on the permit to mitigate the effects on the species. AWWU is working with the EPA on permit renewal with ongoing efforts including additional data collection, mixing zone study, and other efforts to support the permit renewal.

Infrastructure

The infrastructure required to provide reliable water and sewer service requires continual annual capital investments to maintain expected service levels and prudently mitigate long term risk. Anchorage Water and Wastewater Utility (AWWU) continuously evaluates Anchorage Water Utility and Anchorage Sewer Utility assets using industry standard best management practices through our asset management program which identifies the need for specific capital projects. In this program, AWWU performs extensive condition assessment monitoring and evaluation using both AWWU staff and specialized contractors. This work culminates in business case analyses that best determine solutions offering the lowest overall life cycle costs.

The November 2018 earthquake was an empirical data point that exhibited the benefit of successful strategic investments made by AWWU over the last decade. While the earthquake did cause significant damage to AWWU systems, operations staff were able to maintain uninterrupted and reliable water and wastewater services through that catastrophic event.

PFAS

Per- and poly-fluoroalkyl substances (PFAS) are known as forever chemicals and have been identified as a public health and environmental issue facing communities across the United States. PFAS have been manufactured and used in a variety of industries in the United States and around the globe since the 1940s, and they are still being used today. Because of the duration and breadth of use, PFAS can be found in surface water, groundwater, soil, and air—from remote rural areas to densely-populated urban centers. A growing body of scientific evidence shows that exposure at certain levels to specific PFAS can adversely impact human health and other living things. Standards have not been fully developed but may be an issue for AWWU into the future. Tests to date show a low amount in the wastewater. Tests to date of AWWU's surface water treatment facilities do not detect these compounds. Tests to date of all AWWU high production groundwater wells detected measurable quantities of these compounds in three wells in the Anchorage Bowl. Test results from two of the three wells are below the proposed drinking water standard and one exceeds the proposed drinking water standards. AWWU has implemented management controls on these three wells; completely removing from service the well with PFAS quantities above the proposed drinking water standard. AWWU is currently investigating water treatment options for PFAS removal in the three wells.

Anchorage Water & Wastewater Utility Capital Overview

Capital Project Selection Process

Anchorage Water and Wastewater Utility (AWWU) continuously evaluates Anchorage Water Utility (AWU) and Anchorage Sewer Utility (ASU) assets using industry standard best management practices which identify the need for capital projects. As assets age and deteriorate over time they become problematic and either disproportionately lower customer levels of service, have disproportionately high operations and maintenance cost, or increase risk liability. Capital project expenditures address one or more of these issues. The typical origin of capital projects is from facility plans, asset management plans, master plans, or day to day operations. AWWU has the following types of capital projects:

- Water Treatment Facility Plant
- Water Transmission or Distribution
- Sewer Trunk or Collection System
- Wastewater Treatment Facility Plant
- Other Facilities and Plant not directly involved:
 - The treatment of raw water or delivery of finished water
 - The collection or treatment of sanitary sewer
- Miscellaneous Equipment (non-dedicated to a specific facility or location)
- Facility Plans and Master Plans
- Information Technology Hardware and Software
- Vehicles

For an issue of concern, not previously identified, to become a capital project listed above, AWWU develops a Business Case Evaluation (BCE) which summarizes the concern, identifies alternative solutions, and calculates the risk matrix score. AWWU uses a standardized risk matrix to score different aspects of potential projects like safety, security, criticality, customer needs, maintenance requirements, and financial benefit. The matrix score produces a risk number so projects in different categories can be compared (i.e., Water Treatment Facility Plant project vs. Information Technology Hardware and Software Project). AWWU takes these justification documents (BCE and matrix score) and in conjunction with the long-range financial plan, selects which capital projects to move forward and schedules them within the 6-year Capital Improvement Plan.

Significant Projects

Water Treatment Facility Plant Projects include improvements and equipment for the Eklutna Water Treatment Facility, Ship Creek Water Treatment Facility, and any source water improvements including wells or well sites.

Wastewater Treatment Facility Plant Projects include improvements and equipment for the Eagle River Wastewater Treatment Facility, Asplund Wastewater Treatment Facility, Girdwood Wastewater Treatment Facility, and Septage Receiving Stations.

Water Transmission and Distribution System Projects are any improvements to the pipe network of the distribution system from Eklutna Lake to Potter Valley in Anchorage and the distribution system in Girdwood.

Sewer Collection System Projects are any improvements to the pipe network of the sanitary sewer collection systems in Eagle River, Anchorage, and Girdwood.

Sewer Pumping Plant Projects are any improvements to the sanitary sewer pumping facilities in Eagle River, Anchorage, and Girdwood.

For both AWU and ASU, general and intangible plant improvements are broken into the following projects:

- Facility and Master Plans
- Information Technology Hardware and Software
- Other Plant and Facilities include improvements to those facilities not directly associated with:
 - The treatment of raw water or delivery of finished water
 - The collection or treatment of sanitary sewer
- Miscellaneous Equipment (non-dedicated to a specific facility or location)
- Vehicles

A portion of annual capital funding is reserved for unplanned projects in any of the aforementioned categories and unanticipated coordination due to unplanned projects of agencies such as the Alaska Department of Transportation and Public Facilities or MOA Project Management and Engineering.

Impacts on Future Operating Budgets

One of the overarching goals of AWWU is to balance the ratepayer's expected level of service while maintaining reasonable rates. Rates are a function of both capital spend and annual operating expenses. The balance between current capital spend and future operating budgets is a function of AWWU's long-range financial plan that identifies the available capital funding in consideration of anticipated operational costs.

Anchorage Water Utility
8 Year Summary
(\$ in thousands)

Financial Overview	2024 Actuals Unaudited	2025 Proforma	2026 Approved	2027	2028	2029	2030	2031
	Forecast							
Revenues	72,521	76,399	80,390	89,027	91,861	95,626	97,772	100,153
Expenses and Transfers ⁽¹⁾	57,161	67,214	66,004	70,158	74,258	77,998	82,848	86,878
Net Income (Loss)	15,360	9,185	14,386	18,869	17,603	17,628	14,924	13,275
Charges by/to Other Departments	1,946	2,683	2,487	2,636	2,794	2,962	3,140	3,328
Municipal Enterprise/Utility Service Assessment	6,395	8,740	8,911	10,630	11,620	12,680	13,790	14,950
Dividend to General Government	1,500	2,500	1,500	1,000	1,000	1,000	1,000	1,000
Transfers to General Government ⁽²⁾	9,841	13,923	12,898	14,266	15,414	16,642	17,930	19,278
Operating Cash	35,282	18,920	11,372	11,922	13,831	14,937	16,860	18,675
Construction Cash Pool	24,984	24,018	21,331	21,331	21,331	21,331	21,331	21,331
Restricted Cash	8,517	11,500	13,000	13,000	13,000	13,000	13,000	13,000
Total Cash	61,593	67,811	60,652	54,800	52,043	52,850	54,234	58,150
Net Position/Equity 12/31	249,327	260,883	277,373	296,143	314,026	335,705	358,589	383,404
Capital Assets Beginning Balance	559,187	558,422	572,964	599,999	620,519	640,289	659,299	676,609
Asset Additions Placed in Service	17,015	34,151	47,045	41,300	41,300	41,300	41,300	41,300
Assets Retired	(785)	(3,600)	(3,700)	(3,700)	(3,700)	(3,700)	(3,700)	(3,700)
Change Depreciation (Increase)/Decrease	(16,995)	(16,009)	(16,310)	(17,080)	(17,830)	(18,590)	(20,290)	(21,080)
Net Capital Assets (12/31)	558,422	572,964	599,999	620,519	640,289	659,299	676,609	693,129
Equity Funding Available for Capital	12,000	22,000	17,000	16,000	14,000	18,000	20,000	23,000
Debt								
New Debt - Bonds ⁽³⁾	-	-	-	-	-	-	-	-
New Debt - Loans or Other	9,595	10,000	25,000	24,000	26,000	22,000	20,000	20,000
Total Outstanding LT Debt	189,221	183,611	196,252	201,811	209,014	210,927	210,823	210,951
Total Annual Debt Service Payment	21,274	21,701	22,254	24,058	24,767	26,186	26,103	25,765
Debt Service Requirement	1.15	1.15	1.15	1.15	1.15	1.15	1.15	1.15
Debt Service Coverage (Bond)	3.21	2.94	3.06	3.56	3.69	4.13	4.43	4.71
Debt Service Coverage (Total)	1.64	1.46	1.51	1.61	1.57	1.65	1.76	1.89
Debt/Equity Ratio	44 / 56	42 / 58	41 / 59	41 / 59	40 / 60	39 / 61	37 / 63	35 / 65
Rate Change Percent ⁽⁴⁾	3.00%	5.13%	5.50%	9.80%	3.90%	7.90%	5.80%	5.70%
Single Family Rate (\$)	62.15	65.38	68.35	68.55	75.27	78.20	84.38	89.28
Statistical/Performance Trends								
Number of Accounts	57,068	57,165	57,262	57,359	57,457	57,555	57,652	57,750
Average Treatment (MGD)	21.4	21.5	21.5	21.5	21.6	21.6	21.7	21.7
Miles of Water Lines	853	855	856	858	859	861	862	864
Number of Public Hydrants	6,120	6,122	6,124	6,126	6,128	6,130	6,132	6,134

⁽¹⁾ Expenses shown include all transfers to General Government and all non-cash items: depreciation (including depreciation on assets purchased with grant funds) and amortization activities.

⁽²⁾ Included in total expenses calculated in Net Income.

⁽³⁾ 2022 Bond Issue will pay off existing short-term borrowing program debt, no new proceeds are anticipated

⁽⁴⁾ Effective mid-February 2026

Millions Gallons/Day (MGD)

Anchorage Water Utility Statement of Revenues and Expenses

	2024 Actuals Unaudited	2025 Proforma	\$ Change	2025 Revised	\$ Change	2026 Approved	26 v 25 % Change
Operating Revenue							
Residential Sales	50,039,771	50,628,000	970,000	51,598,000	2,102,000	53,700,000	4.07%
Commercial Sales	14,478,479	17,057,000	(420,000)	16,637,000	1,363,000	18,000,000	8.19%
Public Authority Sales	3,038,159	4,722,000	-	4,722,000	278,000	5,000,000	5.89%
Miscellaneous	1,133,090	1,445,000	(30,000)	1,415,000	-	1,415,000	0.00%
Total Operating Revenue	68,689,499	73,852,000	520,000	74,372,000	3,743,000	78,115,000	5.03%
Non Operating Revenue							
Investment Income	3,812,197	2,546,987	(49,937)	2,497,050	(227,000)	2,270,050	-9.09%
Other Income	19,637	70	4,930	5,000	-	5,000	0.00%
Total Non Operating Revenue	3,831,835	2,547,056	(45,006)	2,502,050	(227,000)	2,275,050	-9.07%
Total Revenue	72,521,334	76,399,056	474,994	76,874,050	3,516,000	80,390,050	4.57%
Operating Expense							
Salaries and Benefits	18,788,474	20,996,654	1,065,870	22,062,524	17,903	22,080,427	0.08%
Overtime	758,295	1,641,474	(1,188,474)	453,000	-	453,000	0.00%
Total Labor	19,546,769	22,638,128	(122,604)	22,515,524	17,903	22,533,427	0.08%
Supplies	4,166,385	3,599,045	(643,465)	2,955,580	690,260	3,645,840	23.35%
Travel	87,868	127,500	0	127,500	29,250	156,750	22.94%
Contractual/Other Services	11,489,344	10,121,037	(927,155)	9,193,882	889,494	10,083,376	9.67%
Dividend to General Government	1,500,000	2,500,000	-	2,500,000	(1,000,000)	1,500,000	-40.00%
Manageable Direct Cost Total	17,243,597	16,347,582	(1,570,620)	14,776,962	609,004	15,385,966	4.12%
Municipal Enterprise/Utility Service Assessment	6,394,895	8,739,760	-	8,739,760	171,135	8,910,895	1.96%
Depreciation/Amortization	10,000,093	12,680,426	-	12,680,426	136,648	12,817,074	1.08%
Non-Manageable Direct Cost Total	16,394,988	21,420,186	-	21,420,186	307,783	21,727,969	1.44%
Charges by/to Other Departments	1,945,593	2,683,221	(126,958)	2,556,263	(69,033)	2,487,230	-2.70%
Intradepartmental Overheads	(1,130,231)	(687,191)	(75,491)	(762,682)	(100,044)	(862,726)	13.12%
Total Operating Expense	54,000,717	62,401,926	(1,895,673)	60,506,253	765,613	61,271,866	1.27%
Non Operating Expense							
Amortization of Debt Expense	(666,917)	(885,900)	-	(885,900)	40,000	(845,900)	-4.52%
Debt Issuance Costs	-	-	100,000	100,000	-	100,000	0.00%
Interest on Bonded Debt	3,587,916	6,197,875	(1,722,875)	4,475,000	(200,000)	4,275,000	-4.47%
Interest on Loans	1,262,443	25	1,619,975	1,620,000	230,000	1,850,000	14.20%
Interest During Construction (AFUDC)	(1,023,610)	(500,000)	-	(500,000)	(400,000)	(900,000)	80.00%
Lease Principle/Interest Expense	-	-	2,900	2,900	250,000	252,900	8620.69%
Total Non Operating Expense	3,159,832	4,812,000	-	4,812,000	(80,000)	4,732,000	-1.66%
Total Expense	57,160,549	67,213,926	(1,895,673)	65,318,253	685,613	66,003,866	1.05%
Net Income (Loss)	15,360,785	9,185,131	2,370,666	11,555,797	2,830,387	14,386,184	24.49%
Appropriation:							
Total Expense		59,039,057	65,318,253	65,318,253	6,964,809	66,003,866	1.05%
Less: Non Cash Items							
Depreciation/Amortization		12,680,426	-	12,680,426	136,648	12,817,074	1.08%
Amortization of Debt Expense		(885,900)	-	(885,900)	40,000	(845,900)	-4.52%
Interest During Construction (AFUDC)		(500,000)	-	(500,000)	(400,000)	(900,000)	80.00%
Total Non-Cash		11,294,526	-	11,294,526	(223,352)	11,071,174	-1.98%
Amount to be Appropriated (Function Cost/Cash Expense)		47,744,531	6,279,196	54,023,727	908,965	54,932,692	1.68%

Anchorage Water Utility Reconciliation from 2025 Revised Budget to 2026 Approved Budget

	Expenses	Positions		
		FT	PT	Temp/ Seas
2025 Revised Budget (Appropriation)	54,023,727	249	4	5
2025 One-Time Requirements				
- Reverse - One-Time 2025 1Q - Dividend Increase	(1,500,000)	-	-	-
Transfers by/to Other Departments				
- Charges by Other Departments	(69,033)	-	-	-
- Intra Departmental Overhead Charges - change in overhead rate calculation	(100,044)	-	-	-
- Municipal Utility Service Assessment (MUSA)	171,135	-	-	-
- Dividend to General Government	500,000	-	-	-
Debt Service Charges				
- Amortization of Debt Expense	40,000	-	-	-
- Interest on Bonded Debt	(200,000)	-	-	-
- Interest on Loans	230,000	-	-	-
- Interest During Construction	(400,000)	-	-	-
- Lease Principle/Interest Expense	250,000	-	-	-
Changes in Existing Programs/Funding for 2026				
Salaries and benefits adjustments - 4 positions moved to Anchorage Wastewater				
- Utility	(364,252)	(5)	-	-
- Professional Services	(156,000)	-	-	-
- Supplies	208,760	-	-	-
2026 Continuation Level	52,634,293	244	4	5
2026 Approved Budget Changes				
- New Collection/Distribution Operator	68,532	1	-	-
- New Buildings and Grounds Operator	68,532	1	-	-
- Upgrade General Foreman Grade 16 to Civil Engineer III Grade 17	5,650	-	-	-
- Upgrade Administrative Officer Grade 14 to Grade 15	6,139	-	-	-
- Upgrade Office Associate Grade 9 to Grade 12	12,277	-	-	-
- Upgrade Customer Service positions	5,650	-	-	-
- Leave Accrual - adjust to current staffing levels	221,000	-	-	-
- Depreciation	136,648	-	-	-
- Inventory	230,000	-	-	-
- Other Professional Services	261,747	-	-	-
- Repair and Maintenance Supplies	138,500	-	-	-
- Safety Supplies	113,000	-	-	-
- Security and alarm services	377,322	-	-	-
- Travel	29,250	-	-	-
- Utilities	250,800	-	-	-
- Vehicle Expenses	150,000	-	-	-
2026 Approved Budget	54,709,340	246	4	5
2026 Budget Adjustment for Accounting Transactions (Appropriation)				
- Amortization of Debt Expense	(40,000)	-	-	-
- Depreciation	(136,648)	-	-	-
- Interest During Construction	400,000	-	-	-
2026 Approved Budget (Appropriation)	54,932,692	246	4	5
Position count is for both Water and Wastewater utilities, FTE shows allocation of the positions to this utility.				
		2026 Approved FTE		
		145.96	2.64	2.50

Anchorage Water Utility 2026 Capital Improvement Budget

(in thousands)

Projects	Debt	State	Federal	Equity	Total
484 520 Zone Conversion	1,350	-	-	-	1,350
Abbott-Toloff-Lake Otis Water Rehabilitation or Replacement	800	-	-	-	800
Alaska Department of Transportation-MOA Emergency Annual Program	-	-	-	1,000	1,000
ControlNet Upgrade	-	-	-	320	320
East 7th Lane Pine Water Rehabilitation	6,500	-	-	-	6,500
Facility Equipment Annual Program	-	-	-	1,000	1,000
Facility Plant Annual Program	-	-	-	1,000	1,000
Frontend Loaders Water	-	-	-	1,600	1,600
Global Positioning System (GPS) Unit Upgrades	-	-	-	25	25
Heavy Rolling Stock Annual Program	-	-	-	750	750
Hydrant Service Body Trucks	-	-	-	840	840
Information Technology Infrastructure and Systems Annual Program	-	-	-	500	500
Iowa Hydrant Replacement	1,000	-	-	-	1,000
Park Down Estates Water Upgrade	6,210	-	-	-	6,210
Plant Oversize & Betterments Annual Program	-	-	-	10	10
Portable Test Meter	-	-	-	15	15
Safety Improvements Annual Program	-	-	-	100	100
Ship Creek Water Treatment Facility Phase III Pipe Gallery Upgrades	-	-	-	100	100
Ship Creek Water Treatment Facility Super Sack Conditioner	300	-	-	-	300
Southwest 260 Zone Capacity Improvements	1,000	-	-	-	1,000
Strategic Pressure Initiative Miscellaneous Pressure Regulating Valves Replacement	-	-	-	300	300
Supervisory Control and Data Acquisition Network Improvements Annual Program	-	-	-	300	300
Supervisory Control and Data Acquisition Network Segmentation	-	-	-	250	250
Supervisory Control and Data Acquisition PanelView Upgrade	660	-	-	140	800
Vehicles Annual Program	-	-	-	750	750
Wright East 46th Avenue Water Intertie	600	-	-	-	600
Total	18,420	-	-	9,000	27,420

Anchorage Water Utility 2026 - 2031 Capital Improvement Program

(in thousands)

Projects	Year	Debt	State	Federal	Equity	Total
ADOT-MOA Emergency						
Alaska Department of Transportation-MOA Emergency Annual Program	2026	-	-	-	1,000	1,000
	2027	-	-	-	1,000	1,000
	2028	-	-	-	1,000	1,000
	2029	-	-	-	1,000	1,000
	2030	-	-	-	1,000	1,000
	2031	-	-	-	1,000	1,000
		-	-	-	6,000	6,000
Equipment						
Facilities Backup Generator	2027	-	-	-	750	750
	2028	-	-	-	400	400
	2029	-	-	-	400	400
	2030	-	-	-	400	400
	2031	-	-	-	400	400
		-	-	-	2,350	2,350
Facility Equipment Annual Program	2026	-	-	-	1,000	1,000
	2027	-	-	-	1,000	1,000
	2028	-	-	-	1,000	1,000
	2029	-	-	-	1,000	1,000
	2030	-	-	-	1,000	1,000
	2031	-	-	-	1,000	1,000
		-	-	-	6,000	6,000
Facility Plant Annual Program	2026	-	-	-	1,000	1,000
	2027	-	-	-	1,000	1,000
	2028	-	-	-	1,000	1,000
	2029	-	-	-	1,000	1,000
	2030	-	-	-	1,000	1,000
	2031	-	-	-	1,000	1,000
		-	-	-	6,000	6,000
Global Positioning System (GPS) Unit Upgrades	2026	-	-	-	25	25
Information Technology Infrastructure and Systems Annual Program	2026	-	-	-	500	500
	2027	-	-	-	500	500
	2028	-	-	-	500	500
	2029	-	-	-	500	500
	2030	-	-	-	500	500

Anchorage Water Utility 2026 - 2031 Capital Improvement Program

(in thousands)

Projects	Year	Debt	State	Federal	Equity	Total
Information Technology Infrastructure and Systems Annual Program	2031	-	-	-	500	500
		-	-	-	3,000	3,000
Portable Test Meter	2026	-	-	-	15	15
Pressure Regulating Values 31, 32, 33 Supervisory Control, Data Acquisition, and Electrical Upgrade	2030	-	-	-	500	500
Supervisory Control and Data Acquisition Network Improvements Annual Program	2026	-	-	-	300	300
	2027	-	-	-	300	300
	2028	-	-	-	300	300
	2029	-	-	-	300	300
	2030	-	-	-	300	300
	2031	-	-	-	300	300
		-	-	-	1,800	1,800
Supervisory Control and Data Acquisition PanelView Upgrade	2026	660	-	-	140	800
Plant						
484 520 Zone Conversion	2026	1,350	-	-	-	1,350
Abbott-Toloff-Lake Otis Water Rehabilitation or Replacement	2026	800	-	-	-	800
	2027	3,200	-	-	-	3,200
		4,000	-	-	-	4,000
Alyeska Subdivision Water Improvements	2030	-	-	-	750	750
	2031	-	-	-	2,050	2,050
		-	-	-	2,800	2,800
Bragaw-East 20th-East Northern Lights Water Rehabilitation	2028	-	-	-	750	750
	2029	-	-	-	3,250	3,250
		-	-	-	4,000	4,000
ControlNet Upgrade	2026	-	-	-	320	320
Dahl Lane Water Main Replacement	2030	-	-	-	250	250
	2031	-	-	-	750	750
		-	-	-	1,000	1,000
East 7th Lane Pine Water Rehabilitation	2026	6,500	-	-	-	6,500

Anchorage Water Utility 2026 - 2031 Capital Improvement Program

(in thousands)

Projects	Year	Debt	State	Federal	Equity	Total
Eklutna Water Transmission Main North Access Vault Isolation Valve	2028	-	-	-	500	500
Eklutna Water Transmission Main Valve Position Indicators Replacement	2029	-	-	-	500	500
Eklutna Water Transmission Main Valve Vault Rehabilitation Phase II	2027	2,975	-	-	25	3,000
Gold Kings Water Main Replacement	2028	-	-	-	500	500
Iowa Hydrant Replacement	2026	1,000	-	-	-	1,000
Park Down Estates Water Upgrade	2026	6,210	-	-	-	6,210
Plant Oversize & Betterments Annual Program	2026	-	-	-	10	10
	2028	-	-	-	10	10
	2030	-	-	-	10	10
		-	-	-	30	30
Red Currant Water Upgrade	2029	-	-	-	750	750
	2030	-	-	-	2,375	2,375
		-	-	-	3,125	3,125
Safety Improvements Annual Program	2026	-	-	-	100	100
	2027	-	-	-	100	100
	2028	-	-	-	100	100
	2029	-	-	-	100	100
	2030	-	-	-	100	100
	2031	-	-	-	100	100
		-	-	-	600	600
Ship Creek Water Treatment Facility Phase III Pipe Gallery Upgrades	2026	-	-	-	100	100
	2027	-	-	-	400	400
		-	-	-	500	500
Ship Creek Water Treatment Facility Super Sack Conditioner	2026	300	-	-	-	300
Southwest 260 Zone Capacity Improvements	2026	1,000	-	-	-	1,000
Strategic Pressure Initiative Miscellaneous Pressure Regulating Valves Replacement	2026	-	-	-	300	300
	2027	-	-	-	300	300
	2028	-	-	-	300	300
	2029	-	-	-	300	300
	2030	-	-	-	300	300

Anchorage Water Utility 2026 - 2031 Capital Improvement Program

(in thousands)

Projects	Year	Debt	State	Federal	Equity	Total
Strategic Pressure Initiative	2031	-	-	-	300	300
Miscellaneous Pressure Regulating Valves Replacement		-	-	-	1,800	1,800
Supervisory Control and Data Acquisition Network Segmentation	2026	-	-	-	250	250
	2027	-	-	-	125	125
		-	-	-	375	375
The Ponds Water Main Upgrade	2029	-	-	-	750	750
	2030	-	-	-	2,250	2,250
		-	-	-	3,000	3,000
Wright East 46th Avenue Water Intertie	2026	600	-	-	-	600
	2027	2,000	-	-	-	2,000
		2,600	-	-	-	2,600
Vehicles/Fleet						
Frontend Loaders Water	2026	-	-	-	1,600	1,600
Heavy Rolling Stock Annual Program	2026	-	-	-	750	750
	2027	-	-	-	750	750
	2028	-	-	-	750	750
	2029	-	-	-	750	750
	2030	-	-	-	750	750
	2031	-	-	-	750	750
		-	-	-	4,500	4,500
Hydrant Service Body Trucks	2026	-	-	-	840	840
Vehicles Annual Program	2026	-	-	-	750	750
	2027	-	-	-	750	750
	2028	-	-	-	750	750
	2029	-	-	-	750	750
	2030	-	-	-	750	750
	2031	-	-	-	750	750
		-	-	-	4,500	4,500
Total		26,595	-	-	56,345	82,940

484 520 Zone Conversion

Project ID	AWU2017002	Department	Anchorage Water Utility
Project Type	Improvement	Start Date	June 2020
District		End Date	December 2028

Community Council

Description

Convert the 484 pressure zone to pressures of 520 to decrease pressure surges and gain operational efficiencies.

Comments

Project is in design phase

Version 2026 Approved

		2026	2027	2028	2029	2030	2031	Total
Revenue Sources	Fund							
Bond Sale Proceeds	540200 - Water Utility CIP	1,350	-	-	-	-	-	1,350
Total (in thousands)		1,350	-	-	-	-	-	1,350

Abbott-Toloff-Lake Otis Water Rehabilitation or Replacement

Project ID

AWU2024005

Project Type

Replacement

District

Department

Anchorage Water Utility

Start Date

January 2026

End Date

December 2027

Community Council

Description

This project will rehabilitate the 16-inch ductile iron water main within Abbott Road from Toloff Street to Lake Otis Parkway.

Comments

New project

Version 2026 Approved

		2026	2027	2028	2029	2030	2031	Total
Revenue Sources	Fund							
Bond Sale Proceeds	540200 - Water Utility CIP	800	3,200	-	-	-	-	4,000
Total (in thousands)		800	3,200	-	-	-	-	4,000

Alaska Department of Transportation-MOA Emergency Annual Program

Project ID	AWU2021013	Department	Anchorage Water Utility
Project Type	Replacement	Start Date	January 2022
District		End Date	December 9999

Community Council**Description**

Provides funding for Anchorage Water Utility (AWU) projects of an emergency nature or done in conjunction with road agencies. These projects are developed as needed for emergency repairs to the distribution system and/or through coordination with the State of Alaska Department of Transportation (ADOT) and Public Facilities, Municipality of Anchorage Project Management and Engineering (PM&E) as well as other local and state agencies.

Comments

Annual Funding Pool

Version 2026 Approved

		2026	2027	2028	2029	2030	2031	Total
Revenue Sources	Fund							
Net Position	540200 - Water Utility CIP	1,000	1,000	1,000	1,000	1,000	1,000	6,000
Total (in thousands)		1,000	1,000	1,000	1,000	1,000	1,000	6,000

Alyeska Subdivision Water Improvements

Project ID	AWU2022014	Department	Anchorage Water Utility
Project Type	Improvement	Start Date	January 2030
District		End Date	December 2031

Community Council

Description

Upgrade existing water system to meet current standards and install interties to provide operational resiliency and redundancy.

Comments

New project

Version 2026 Approved

		2026	2027	2028	2029	2030	2031	Total
Revenue Sources	Fund							
Net Position	540200 - Water Utility CIP	-	-	-	-	750	2,050	2,800
Total (in thousands)		-	-	-	-	750	2,050	2,800

Bragaw-East 20th-East Northern Lights Water Rehabilitation

Project ID	AWU2024006	Department	Anchorage Water Utility					
Project Type	Rehabilitation	Start Date	January 2028					
District		End Date	December 2030					
Community Council								
Description								
This project will rehabilitate or replace water main in Bragaw Road from East 20th Avenue to East Northern Lights Boulevard.								
Comments								
New project								
Version	2026 Approved							
		2026	2027	2028	2029	2030	2031	Total
Revenue Sources	Fund							
Net Position	540200 - Water Utility CIP	-	-	750	3,250	-	-	4,000
Total (in thousands)		-	-	750	3,250	-	-	4,000

ControlNet Upgrade

Project ID	AWU2023012	Department	Anchorage Water Utility
Project Type	Upgrade	Start Date	January 2025
District		End Date	December 2029

Community Council**Description**

ControlNet is a high-speed network protocol used in industrial automation. This funding would upgrade ControlNet to ethernet prior to the vendor Rockwell discontinues support.

Here are some ways it is utilized:

- Real-time Data Communication: ControlNet facilitates real-time data exchange between various control devices, such as programmable logic controllers (PLCs), human-machine interfaces (HMIs), and remote terminal units (RTUs). This ensures that all parts of the treatment process are synchronized and operating efficiently.
- Process Monitoring and Control: It allows for continuous monitoring and control of treatment processes. Operators can monitor parameters like water quality, flow rates, and chemical dosing in real-time, enabling quick adjustments to maintain optimal operation.
- Integration of Systems: ControlNet helps integrate different systems within the facility, such as pumps, valves, and sensors. This integration ensures seamless operation and coordination between different stages of water and wastewater treatment.
- Remote Access and Diagnostics: With ControlNet, operators can access and diagnose system issues remotely. This capability reduces downtime and maintenance costs by allowing for quick identification and resolution of problems.
- Scalability and Flexibility: The network's scalability allows facilities to expand and upgrade their systems without significant overhauls. This flexibility is crucial for adapting to changing regulatory requirements and increasing treatment demands.

Comments

Open project - has a related Sewer Utility project, ASU2023010, to allocate funding to each utility.

Version 2026 Approved

		2026	2027	2028	2029	2030	2031	Total
Revenue Sources	Fund							
Net Position	540200 - Water Utility CIP	320	-	-	-	-	-	320
Total (in thousands)		320	-	-	-	-	-	320

Dahl Lane Water Main Replacement

Project ID	AWU2023021	Department	Anchorage Water Utility
Project Type	Extension	Start Date	January 2030
District		End Date	December 2031

Community Council

Description

Replace undersized water main and extend pipe to unserved properties for future development.

Comments

New project

Version 2026 Approved

		2026	2027	2028	2029	2030	2031	Total
Revenue Sources	Fund							
Net Position	540200 - Water Utility CIP	-	-	-	-	250	750	1,000
Total (in thousands)		-	-	-	-	250	750	1,000

East 7th Lane Pine Water Rehabilitation

Project ID	AWU2016003	Department	Anchorage Water Utility
Project Type	Rehabilitation	Start Date	February 2018
District		End Date	December 2028

Community Council

Description

Replace approximately 2,500 linear feet of water pipe on East 6th and 7th Avenues between Hoyt Street and Pine Street.

Comments

Project is in design phase

Version 2026 Approved

		2026	2027	2028	2029	2030	2031	Total
Revenue Sources	Fund							
Bond Sale Proceeds	540200 - Water Utility CIP	6,500	-	-	-	-	-	6,500
Total (in thousands)		6,500	-	-	-	-	-	6,500

Eklutna Water Transmission Main North Access Vault Isolation Valve

Project ID

AWU2024007

Department

Anchorage Water Utility

Project Type

Improvement

Start Date

January 2028

District

End Date

December 2028

Community Council

Description

Install an isolation valve at the North Access Vault of the Eklutna Water Transmission Main.

Comments

New project

Version 2026 Approved

		2026	2027	2028	2029	2030	2031	Total
Revenue Sources	Fund							
Net Position	540200 - Water Utility CIP	-	-	500	-	-	-	500
Total (in thousands)		-	-	500	-	-	-	500

Eklutna Water Transmission Main Valve Position Indicators Replacement

Project ID

AWU2024008

Project Type

Replacement

District

Department

Anchorage Water Utility

Start Date

January 2029

End Date

December 2030

Community Council

Description

Install three valve position indicators at each of the vaults serving the Eklutna Transmission Main Vault, to be accessible via Supervisory Control and Data Acquisition systems.

Comments

New project

Version 2026 Approved

		2026	2027	2028	2029	2030	2031	Total
Revenue Sources	Fund							
Net Position	540200 - Water Utility CIP	-	-	-	500	-	-	500
Total (in thousands)		-	-	-	500	-	-	500

Eklutna Water Transmission Main Valve Vault Rehabilitation Phase II

Project ID

AWU2022002

Department

Anchorage Water Utility

Project Type

Rehabilitation

Start Date

January 2025

District

End Date

December 2027

Community Council

Description

Rehabilitate or replace near-failure components of each of the valve vaults serving the Eklutna Water Transmission Main. This project will be completed in phases.

Comments

Open project

Version 2026 Approved

		2026	2027	2028	2029	2030	2031	Total
Revenue Sources	Fund							
Bond Sale Proceeds	540200 - Water Utility CIP	-	2,975	-	-	-	-	2,975
Net Position	540200 - Water Utility CIP	-	25	-	-	-	-	25
Total (in thousands)		-	3,000	-	-	-	-	3,000

Facilities Backup Generator

Project ID AWU2025005

Department Anchorage Water Utility

Project Type	Replacement
---------------------	-------------

Start Date

District

End Date

**Community
Council**

Description

This project will provide backup power generation at water distribution facilities, whether through rehabilitation or replacement of existing equipment or installation of new equipment at unserved facilities. This project will be phased based on facility criticality and existing power generation needs.

Comments

New project

Version 2026 Approved

		2026	2027	2028	2029	2030	2031	Total
Revenue Sources	Fund							
Net Position	540200 - Water Utility CIP	-	750	400	400	400	400	2,350
Total (in thousands)		-	750	400	400	400	400	2,350

Facility Equipment Annual Program

Project ID	AWU2021007	Department	Anchorage Water Utility
Project Type	Replacement	Start Date	January 2027
District		End Date	December 9999

Community Council

Description

This pool will provide for the purchase of new equipment for the replacement of worn equipment within the water distribution system. Examples of such equipment include pumps, electric motors, instruments, air conditioning equipment, electrical switch gear, etc.

Comments

Annual Funding Pool

Version 2026 Approved

		2026	2027	2028	2029	2030	2031	Total
Revenue Sources	Fund							
Net Position	540200 - Water Utility CIP	1,000	1,000	1,000	1,000	1,000	1,000	6,000
Total (in thousands)		1,000	1,000	1,000	1,000	1,000	1,000	6,000

Facility Plant Annual Program

Project ID	AWU2021012	Department	Anchorage Water Utility
Project Type	Replacement	Start Date	January 2023
District		End Date	December 2030

Community Council

Description

This funding will provide for the purchase of new equipment for the replacement of worn equipment in the water treatment system. Examples of such equipment include pumps, electric motors, instruments, air conditioning equipment, electrical switch gear, etc.

Comments

Annual Funding Pool

Version 2026 Approved

		2026	2027	2028	2029	2030	2031	Total
Revenue Sources	Fund							
Net Position	540200 - Water Utility CIP	1,000	1,000	1,000	1,000	1,000	1,000	6,000
Total (in thousands)		1,000	1,000	1,000	1,000	1,000	1,000	6,000

Frontend Loaders Water

Project ID	AWU2025003	Department	Anchorage Water Utility
Project Type	Replacement	Start Date	January 2026
District		End Date	December 2027

Community Council

Description

Rehabilitate or replace four front-end loaders with excessive repair needs and downtime to improve staff's ability to respond when needed.

Comments

New project

Version 2026 Approved

		2026	2027	2028	2029	2030	2031	Total
Revenue Sources	Fund							
Net Position	540200 - Water Utility CIP	1,600	-	-	-	-	-	1,600
Total (in thousands)		1,600	-	-	-	-	-	1,600

Global Positioning System (GPS) Unit Upgrades

Project ID

AWU2022007

Department

Anchorage Water Utility

Project Type

IT

Start Date

January 2026

District

End Date

December 2026

Community Council

Description

Purchase high resolution GPS units designed to overcome signal interference for use in areas such as downtown Anchorage and Girdwood.

Comments

New project - has a related Sewer Utility project

Version 2026 Approved

		2026	2027	2028	2029	2030	2031	Total
Revenue Sources	Fund							
Net Position	540200 - Water Utility CIP	25	-	-	-	-	-	25
Total (in thousands)		25	-	-	-	-	-	25

Gold Kings Water Main Replacement

Project ID	AWU2022006	Department	Anchorage Water Utility
Project Type	Replacement	Start Date	January 2028
District		End Date	December 2028

Community Council

Description

Replace two failing sections of the water main with a greater-than-average break history to each side of the hydrant on Gold Kings Avenue.

Comments

New project

Version 2026 Approved

		2026	2027	2028	2029	2030	2031	Total
Revenue Sources	Fund							
Net Position	540200 - Water Utility CIP	-	-	500	-	-	-	500
Total (in thousands)		-	-	500	-	-	-	500

Heavy Rolling Stock Annual Program

Project ID	AWU2021010	Department	Anchorage Water Utility
Project Type	Replacement	Start Date	January 2023
District		End Date	December 9999

Community Council

Description

For the acquisition, rehabilitation, or replacement of heavy rolling stock vehicles. Includes vactors, loaders, etc.

Comments

Annual Funding Pool

Version 2026 Approved

		2026	2027	2028	2029	2030	2031	Total
Revenue Sources	Fund							
Net Position	540200 - Water Utility CIP	750	750	750	750	750	750	4,500
Total (in thousands)		750	750	750	750	750	750	4,500

Hydrant Service Body Trucks

Project ID	AWU2025002	Department	Anchorage Water Utility
Project Type	Replacement	Start Date	January 2026
District		End Date	December 2027

Community Council

Description

Rehabilitate or replace seven light duty vehicles with excessive repair needs and downtown to improve the hydrant crews' ability to respond as needed.

Comments

New project

Version 2026 Approved

		2026	2027	2028	2029	2030	2031	Total
Revenue Sources	Fund							
Net Position	540200 - Water Utility CIP	840	-	-	-	-	-	840
Total (in thousands)		840	-	-	-	-	-	840

Information Technology Infrastructure and Systems Annual Program

Project ID

AWU2021003

Department

Anchorage Water Utility

Project Type

IT

Start Date

January 2026

District

End Date

December 2031

Community Council

Description

Provides annual funding for the replacement and/or upgrades to information technology infrastructure and systems as needed to address aging technology infrastructure, platforms, and security vulnerabilities.

Comments

Annual Funding Pool - has a related Sewer Utility project

Version 2026 Approved

		2026	2027	2028	2029	2030	2031	Total
Revenue Sources	Fund							
Net Position	540200 - Water Utility CIP	500	500	500	500	500	500	3,000
Total (in thousands)		500	500	500	500	500	500	3,000

Park Down Estates Water Upgrade

Project ID	AWU2020003	Department	Anchorage Water Utility
Project Type	Replacement	Start Date	January 2021
District		End Date	December 2028

Community Council

Description

Rehabilitate or replace water assets with a higher-than-normal failure rate in the Park Downs Estates subdivision.

Comments

Project is in design phase

Version 2026 Approved

		2026	2027	2028	2029	2030	2031	Total
Revenue Sources	Fund							
Bond Sale Proceeds	540200 - Water Utility CIP	6,210	-	-	-	-	-	6,210
Total (in thousands)		6,210	-	-	-	-	-	6,210

Plant Oversize & Betterments Annual Program

Project ID

AWU2021015

Project Type

Improvement

District

Department

Anchorage Water Utility

Start Date

January 2024

End Date

December 2030

Community Council

Description

This funding is required to compensate private developers for Anchorage Water Utility (AWU) requested betterments to AWU's existing infrastructure or for AWU requested oversizing of water mains installed by the developers.

Comments

Annual Funding Pool

Version 2026 Approved

		2026	2027	2028	2029	2030	2031	Total
Revenue Sources	Fund							
Net Position	540200 - Water Utility CIP	10	-	10	-	10	-	30
Total (in thousands)		10	-	10	-	10	-	30

Portable Test Meter

Project ID	AWU2025001	Department	Anchorage Water Utility
Project Type	Improvement	Start Date	January 2026
District		End Date	December 2026

Community Council

Description

Purchase a portable test meter to test large diameter main meters in the field.

Comments

New project

Version 2026 Approved

		2026	2027	2028	2029	2030	2031	Total
Revenue Sources	Fund							
Net Position	540200 - Water Utility CIP	15	-	-	-	-	-	15
Total (in thousands)		15	-	-	-	-	-	15

Pressure Regulating Values 31, 32, 33 Supervisory Control, Data Acquisition, and Electrical Upgrade

Project ID	AWU2025007	Department	Anchorage Water Utility
Project Type	Improvement	Start Date	January 2030
District		End Date	December 2031

Community Council

Description

This project will install needed electrical, heat trace, and Supervisory Control and Data Acquisition equipment at Pressure Regulating Valve Stations 32 and 33 and install communications connection to Pressure Regulating Valve Station 31 to allow operators to monitor and operate the three interdependent stations.

Comments

New project

Version 2026 Approved

		2026	2027	2028	2029	2030	2031	Total
Revenue Sources	Fund							
Net Position	540200 - Water Utility CIP	-	-	-	-	500	-	500
Total (in thousands)		-	-	-	-	500	-	500

Red Currant Water Upgrade

Project ID	AWU2022009	Department	Anchorage Water Utility					
Project Type	Upgrade	Start Date	January 2029					
District		End Date	December 2030					
Community Council								
Description								
Rehabilitate or replace corroded water assets with a high rate of failure on Red Currant Circle in the area of East Dowling Road.								
Comments								
New project								
Version	2026 Approved							
		2026	2027	2028	2029	2030	2031	Total
Revenue Sources	Fund							
Net Position	540200 - Water Utility CIP	-	-	-	750	2,375	-	3,125
Total (in thousands)		-	-	-	750	2,375	-	3,125

Safety Improvements Annual Program

Project ID

AWU2023019

Project Type

Improvement

District

Department

Anchorage Water Utility

Start Date

January 2024

End Date

December 9999

Community Council

Description

This project programs annual funding to address safety concerns as needed.

Comments

Annual Funding Pool

Version 2026 Approved

		2026	2027	2028	2029	2030	2031	Total
Revenue Sources	Fund							
Net Position	540200 - Water Utility CIP	100	100	100	100	100	100	600
Total (in thousands)		100	100	100	100	100	100	600

Ship Creek Water Treatment Facility Phase III Pipe Gallery Upgrades

Project ID

AWU2025006

Department

Anchorage Water Utility

Project Type

Replacement

Start Date

January 2026

District

End Date

December 2027

Community Council

Description

This project will replace the backwash filter valves and piping at the Ship Creek Water Treatment Facility.

Comments

New project

Version 2026 Approved

		2026	2027	2028	2029	2030	2031	Total
Revenue Sources	Fund							
Net Position	540200 - Water Utility CIP	100	400	-	-	-	-	500
Total (in thousands)		100	400	-	-	-	-	500

Ship Creek Water Treatment Facility Super Sack Conditioner

Project ID

AWU2025004

Department

Anchorage Water Utility

Project Type

Improvement

Start Date

January 2026

District

End Date

December 2027

Community Council

Description

Purchase and install a chemical super sack conditioner at the Ship Creek Water Treatment Facility to mechanically return salt to its granular form.

Comments

New project

Version 2026 Approved

		2026	2027	2028	2029	2030	2031	Total
Revenue Sources	Fund							
Bond Sale Proceeds	540200 - Water Utility CIP	300	-	-	-	-	-	300
Total (in thousands)		300	-	-	-	-	-	300

Southwest 260 Zone Capacity Improvements

Project ID	AWU2017017	Department	Anchorage Water Utility
Project Type	Improvement	Start Date	January 2017
District		End Date	December 2029

Community Council

Description

This project will add resiliency to the Anchorage water distribution system installing water main interties in South Anchorage and upgrades to pressure regulating vaults in the Oceanview neighborhood.

Comments

Project is in construction phase

Version 2026 Approved

		2026	2027	2028	2029	2030	2031	Total
Revenue Sources	Fund							
Bond Sale Proceeds	540200 - Water Utility CIP	1,000	-	-	-	-	-	1,000
Total (in thousands)		1,000	-	-	-	-	-	1,000

Strategic Pressure Initiative Miscellaneous Pressure Regulating Valves Replacement

Project ID	AWU2023002	Department	Anchorage Water Utility
Project Type	Replacement	Start Date	December 2020
District		End Date	December 9999

Community Council

Description

Replace failing and nonstandard pressure regulating valve components and appurtenances throughout the Anchorage Water Utility distribution system.

Comments

Open project

Version 2026 Approved

		2026	2027	2028	2029	2030	2031	Total
Revenue Sources	Fund							
Net Position	540200 - Water Utility CIP	300	300	300	300	300	300	1,800
Total (in thousands)		300	300	300	300	300	300	1,800

Supervisory Control and Data Acquisition Network Improvements Annual Program

Project ID	AWU2021008	Department	Anchorage Water Utility
Project Type	Upgrade	Start Date	January 2022
District		End Date	December 9999

Community Council

Description

Equipment upgrades and/or additions as services are added and technology ages on supervisory control and data acquisition (SCADA) network. These may include, but are not limited to upgrades to logic controllers, software replacement, and intelligence upgrades.

Comments

Annual Funding Pool - has a related Sewer Utility project

Version 2026 Approved

		2026	2027	2028	2029	2030	2031	Total
Revenue Sources	Fund							
Net Position	540200 - Water Utility CIP	300	300	300	300	300	300	1,800
Total (in thousands)		300	300	300	300	300	300	1,800

Supervisory Control and Data Acquisition Network Segmentation

Project ID

AWU2023011

Project Type

Improvement

District

Department

Anchorage Water Utility

Start Date

January 2025

End Date

December 2028

Community Council

Description

Create three networks from the existing single supervisory control and data acquisition (SCADA) network at each plant separated by vlans and firewall rules to add resiliency to the SCADA network and comply with federal government cybersecurity recommendations.

Comments

Open project - has a related Sewer Utility project

Version 2026 Approved

		2026	2027	2028	2029	2030	2031	Total
Revenue Sources	Fund							
Net Position	540200 - Water Utility CIP	250	125	-	-	-	-	375
Total (in thousands)		250	125	-	-	-	-	375

Supervisory Control and Data Acquisition PanelView Upgrade

Project ID

AWU2023020

Department

Anchorage Water Utility

Project Type

IT

Start Date

January 2026

District

End Date

December 2027

Community Council

Description

This project will purchase and integrate the newest model of Supervisory Control and Data Acquisition PanelView operator interfaces for all operations sites. This project will be completed in phases.

Comments

New project

Version 2026 Approved

		2026	2027	2028	2029	2030	2031	Total
Revenue Sources	Fund							
Bond Sale Proceeds	540200 - Water Utility CIP	660	-	-	-	-	-	660
Net Position	540200 - Water Utility CIP	140	-	-	-	-	-	140
Total (in thousands)		800	-	-	-	-	-	800

The Ponds Water Main Upgrade

Project ID	AWU2022010	Department	Anchorage Water Utility
Project Type	Upgrade	Start Date	January 2029
District		End Date	December 2030

**Community
Council**

Description

Rehabilitate or replace corroded water assets between the hydrants on Lily Pond and Ponds Circles in the area east of New Seward Highway, between East 64th and East 68th Avenues.

Comments

New project

Version 2026 Approved

		2026	2027	2028	2029	2030	2031	Total
Revenue Sources	Fund							
Net Position	540200 - Water Utility CIP	-	-	-	750	2,250	-	3,000
Total (in thousands)		-	-	-	750	2,250	-	3,000

Vehicles Annual Program

Project ID	AWU2021011	Department	Anchorage Water Utility
Project Type	Replacement	Start Date	January 2020
District		End Date	December 9999

Community Council**Description**

Provides funding for major rehabilitation or replacement of Anchorage Water Utility (AWU) fleet vehicles at the end of their useful life.

Comments

Annual Funding Pool - has a related Sewer Utility project

Version 2026 Approved

		2026	2027	2028	2029	2030	2031	Total
Revenue Sources	Fund							
Net Position	540200 - Water Utility CIP	750	750	750	750	750	750	4,500
Total (in thousands)		750	750	750	750	750	750	4,500

Wright East 46th Avenue Water Intertie

Project ID	AWU2023016	Department	Anchorage Water Utility
Project Type	Improvement	Start Date	January 2026
District		End Date	December 2027

Community Council

Description

This project will construct a new water main to unserved and underserved parcels south of Tudor Road between Folker and Piper Streets to provide operational resiliency in an area with greater than average break rates and resultant water outages.

Comments

New project

Version 2026 Approved

		2026	2027	2028	2029	2030	2031	Total
Revenue Sources	Fund							
Bond Sale Proceeds	540200 - Water Utility CIP	600	2,000	-	-	-	-	2,600
Total (in thousands)		600	2,000	-	-	-	-	2,600

Anchorage Wastewater Utility
8 Year Summary
(\$ in thousands)

Financial Overview	2024 Actuals Unaudited	2025 Proforma	2026 Approved	2027	2028	2029	2030	2031
	Forecast							
Revenues	71,029	72,730	74,951	80,432	85,922	93,502	99,652	105,125
Expenses and Transfers ⁽¹⁾	57,943	64,015	67,209	72,362	78,102	81,942	87,392	91,792
Net Income (Loss)	13,086	8,715	7,742	8,070	7,820	11,560	12,260	13,333
Charges by/to Other Departments	2,119	2,616	2,517	2,668	2,828	2,998	3,178	3,368
Municipal Enterprise/Utility Service Assessment	6,959	6,451	6,570	7,790	9,720	10,680	11,680	12,720
Dividend to General Government	-	-	-	-	-	-	-	-
Transfers to General Government ⁽²⁾	9,078	9,067	9,087	10,458	12,548	13,678	14,858	16,088
Operating Cash	22,041	16,237	15,969	16,570	18,981	19,667	21,650	23,310
Construction Cash Pool	22,831	16,125	9,865	9,755	9,755	9,755	9,755	9,755
Restricted Cash	9,000	9,000	10,000	10,000	10,000	10,000	10,000	10,000
Total Cash	53,872	41,362	35,834	36,325	38,736	39,422	41,405	43,065
Net Position/Equity 12/31	170,912	181,582	190,882	198,952	206,772	218,332	230,592	243,926
Capital Assets Beginning Balance	434,090	428,588	442,566	473,973	514,683	535,083	554,603	572,013
Asset Additions Placed in Service	12,424	32,268	50,157	60,710	41,600	41,600	41,600	41,600
Assets Retired	(652)	(3,300)	(3,300)	(3,300)	(3,300)	(3,300)	(3,300)	(3,300)
Change Depreciation (Increase)/Decrease	(17,274)	(14,990)	(15,450)	(16,700)	(17,900)	(18,780)	(20,890)	(21,820)
Net Capital Assets (12/31)	428,588	442,566	473,973	514,683	535,083	554,603	572,013	588,493
Equity Funding Available for Capital	11,000	14,000	10,000	6,000	4,000	9,000	10,000	11,000
Debt								
New Debt - Bonds ⁽³⁾	-	-	-	-	-	-	-	-
New Debt - Loans or Other	6,626	10,000	38,000	53,000	36,000	31,000	30,000	29,000
Total Outstanding LT Debt	160,669	156,206	181,078	216,930	234,699	246,172	256,205	263,977
Total Annual Debt Service Payment	19,715	19,330	20,023	22,824	24,464	26,157	26,761	28,148
Debt Service Requirement	1.15	1.15	1.15	1.15	1.15	1.15	1.15	1.15
Debt Service Coverage (Bond)	3.01	2.78	2.50	2.85	3.66	4.26	4.66	4.98
Debt Service Coverage (Total)	1.46	1.36	1.20	1.20	1.20	1.29	1.37	1.38
Debt/Equity Ratio	49 / 51	47 / 53	49 / 51	52 / 48	53 / 47	53 / 47	53 / 47	52 / 48
Rate Change Percent ⁽⁴⁾	3.00%	5.13%	3.25%	7.10%	7.10%	9.00%	6.50%	5.60%
Single Family Rate (\$)	56.01	58.91	60.26	64.9	69.51	75.77	80.69	85.21
Statistical/Performance Trends								
Number of Accounts	57,853	57,952	58,050	58,149	57,853	57,853	57,853	57,853
Average Treatment (MGD)	32.7	32.8	33.0	33.1	32.7	32.7	32.7	32.7
Miles of Wastewater Lines	767	769	770	771	773	774	775	776

⁽¹⁾ Expenses shown include all transfers to General Government and all non-cash items: depreciation (including depreciation on assets purchased with grant funds) and amortization activities.

⁽²⁾ Included in total expenses calculated in Net Income.

⁽³⁾ 2022 Bond Issue paid off existing short-term borrowing program debt, no new proceeds

⁽⁴⁾ Effective mid-February 2026

Anchorage Wastewater Utility Statement of Revenues and Expenses

	2024 Actuals Unaudited	2025 Proforma	\$ Change	2025 Revised	\$ Change	2026 Approved	26 v 25 % Change
Operating Revenue							
Residential Sales	48,751,452	51,601,000	1,025,000	52,626,000	974,000	53,600,000	1.85%
Commercial Sales	14,356,026	15,121,000	(93,000)	15,028,000	472,000	15,500,000	3.14%
Public Authority Sales	3,032,118	3,099,000	101,000	3,200,000	-	3,200,000	0.00%
Miscellaneous	1,482,714	966,000	41,000	1,007,000	-	1,007,000	0.00%
Total Operating Revenue	67,622,310	70,787,000	1,074,000	71,861,000	1,446,000	73,307,000	2.01%
Non Operating Revenue							
Investment Income	3,386,277	1,941,095	(21,045)	1,920,050	(281,000)	1,639,050	-14.64%
Other Income	20,294	2,345	2,655	5,000	-	5,000	0.00%
Total Non Operating Revenue	3,406,572	1,943,440	(18,390)	1,925,050	(281,000)	1,644,050	-14.60%
Total Revenue	71,028,882	72,730,440	1,055,610	73,786,050	1,165,000	74,951,050	1.58%
Operating Expense							
Salaries and Benefits	17,359,865	20,283,962	727,587	21,011,549	1,486,707	22,498,256	7.08%
Overtime	558,094	758,381	(338,881)	419,500	-	419,500	0.00%
Total Labor	17,917,959	21,042,343	388,706	21,431,049	1,486,707	22,917,756	6.94%
Supplies	3,701,558	4,996,653	(560,493)	4,436,160	597,805	5,033,965	13.48%
Travel	77,816	127,499	1	127,500	39,250	166,750	30.78%
Contractual/Other Services	12,143,205	13,898,400	(612,195)	13,286,205	1,243,882	14,530,087	9.36%
Dividend to General Government	-	-	-	-	-	-	0.00%
Manageable Direct Cost Total	15,922,580	19,022,553	(1,172,688)	17,849,865	1,880,937	19,730,802	10.54%
Municipal Enterprise/Utility Service Assessment	6,958,865	6,451,494	-	6,451,494	118,071	6,569,565	1.83%
Depreciation/Amortization	12,429,926	11,994,037	-	11,994,037	222,342	12,216,379	1.85%
Non-Manageable Direct Cost Total	19,388,791	18,445,531	-	18,445,531	340,413	18,785,944	1.85%
Charges by/to Other Departments	2,119,010	2,615,606	(100,206)	2,515,400	1,609	2,517,009	0.06%
Intradepartmental Overheads	(1,117,967)	(567,683)	(14,124)	(581,807)	16,257	(565,550)	-2.79%
Total Operating Expense	54,230,372	60,558,349	(898,311)	59,660,038	3,725,923	63,385,961	6.25%
Non Operating Expense							
Amortization of Debt Expense	(666,917)	-	(645,400)	(645,400)	26,900	(618,500)	-4.17%
Debt Issuance Costs	-	-	100,000	100,000	-	100,000	0.00%
Interest on Bonded Debt	3,786,746	5,001,575	(1,626,575)	3,375,000	(150,000)	3,225,000	-4.44%
Interest on Loans	1,354,746	25	1,524,975	1,525,000	255,000	1,780,000	16.72%
Interest During Construction (AFUDC)	(763,610)	(1,545,400)	645,400	(900,000)	-	(900,000)	0.00%
Lease Principle/Interest Expense	1,460	-	1,600	1,600	235,000	236,600	14687.50%
Total Non Operating Expense	3,712,425	3,456,200	0	3,456,200	366,900	3,823,100	10.62%
Total Expense	57,942,797	64,014,549	(898,311)	63,116,238	4,092,823	67,209,061	6.48%
Net Income (Loss)	13,086,085	8,715,891	1,953,921	10,669,812	(2,927,823)	7,741,989	-27.44%
Appropriation:							
Total Expense		64,014,549	(898,311)	63,116,238	4,092,823	67,209,061	6.48%
Less: Non Cash Items							
Depreciation/Amortization		11,994,037	-	11,994,037	222,342	12,216,379	1.85%
Amortization of Debt Expense		-	(645,400)	(645,400)	26,900	(618,500)	-4.17%
Interest During Construction (AFUDC)		(1,545,400)	645,400	(900,000)	-	(900,000)	0.00%
Total Non-Cash		10,448,637	-	10,448,637	249,242	10,697,879	2.39%
Amount to be Appropriated (Function Cost/Cash Expense)		53,565,912	(898,311)	52,667,601	3,843,581	56,511,182	7.30%

Anchorage Wastewater Utility Reconciliation from 2025 Revised Budget to 2026 Approved Budget

	Expenses	Positions		
		FT	PT	Temp/ Seas
2025 Revised Budget (Appropriation)	52,667,601	253	4	5
Transfers by/to Other Departments				
- Charges by Other Departments	1,609	-	-	-
- Intra Departmental Overhead Charges	16,757	-	-	-
- Municipal Utility Service Assessment (MUSA)	118,071	-	-	-
Debt Service Charges				
- Amortization of Debt Expense	26,900	-	-	-
- Interest on Bonded Debt	(150,000)	-	-	-
- Interest on Loans	255,000	-	-	-
- Lease Principle/Interest Expense	235,000	-	-	-
Changes in Existing Programs/Funding for 2026				
- Utility	1,017,627	4	-	-
- Contractual services	(198,740)	-	-	-
- Supplies	128,195	-	-	-
2026 Continuation Level	54,118,020	257	4	5
2026 Approved Budget Changes				
- New Collection/Distribution Operator	68,532	1	-	-
- New Buildings and Grounds Operator	68,532	1	-	-
- Upgrade General Foreman grade 16 to Civil Engineer III grade 17	5,650	-	-	-
- Upgrade Administrative Officer grade 14 to grade 15	6,139	-	-	-
- Upgrade Office Associate grade 9 to grade 12	12,277	-	-	-
- Upgrade Customer Service positions	15,450	-	-	-
- Leave Accrual - adjust to current staffing levels	292,000	-	-	-
- Chemicals	204,060	-	-	-
- Depreciation	222,342	-	-	-
- Environmental Services	46,000	-	-	-
- Inventory	25,000	-	-	-
- Legal Services	25,000	-	-	-
- Other Professional Services	573,072	-	-	-
- Repair & Maintenance Supplies	182,450	-	-	-
- Safety Supplies	58,100	-	-	-
- Sludge Hauling	28,730	-	-	-
- Solid Waste Services Disposal Charges	80,430	-	-	-
- Utilities	689,390	-	-	-
- Travel	39,250	-	-	-
2026 Approved Budget	56,760,424	259	4	5
2026 Budget Adjustment for Accounting Transactions (Appropriation)				
- Amortization of Debt Expense	(26,900)	-	-	-
- Depreciation	(222,342)	-	-	-
2026 Approved Budget (Appropriation)	56,511,182	259	4	5
Position count is for both Water and Wastewater utilities, FTE shows allocation of the positions to this utility.		2026 Approved FTE		
		149.0	1.36	2.50

Anchorage Wastewater Utility 2026 Capital Improvement Budget

(in thousands)

Projects	Debt	State	Federal	Equity	Total
Alaska Department of Transportation-MOA Emergency Annual Program	-	-	-	1,000	1,000
Anchorage International Airport C Concourse Sewer Replacement or Rehabilitation	500	-	-	-	500
Asplund Wastewater Treatment Facility Dewatering II	6,000	-	-	-	6,000
Asplund Wastewater Treatment Facility National Pollution Discharge Elimination System Permit Renewal	1,100	-	-	-	1,100
Closed-Circuit Television (CCTV) Pan and Tilt Lateral Cameras	-	-	-	65	65
ControlNet Upgrade	320	-	-	-	320
Credit Union Drive Pipe Rehabilitation & Replacement	450	-	-	-	450
Dump Truck Replacement Sewer	1,200	-	-	-	1,200
Eagle River Wastewater Treatment Facility Polymer System Upgrade	300	-	-	-	300
Eagle River Wastewater Treatment Facility Tertiary Filter Improvements	3,000	-	-	-	3,000
Facility Equipment Annual Program	-	-	-	1,000	1,000
Facility Plant Annual Program	-	-	-	1,000	1,000
Girdwood Sewer Inflow & Infiltration Phase II A	1,000	-	-	-	1,000
Girdwood Wastewater Treatment Facility Strategic Major Rehabilitation	1,000	-	-	-	1,000
Global Positioning System (GPS) Unit Upgrades	-	-	-	25	25
Heavy Rolling Stock Annual Program	500	-	-	250	750
Information Technology Infrastructure and Systems Annual Program	-	-	-	500	500
King Street Fuel Storage Improvements	650	-	-	-	650
King Street Warm Vehicle Storage	6,000	-	-	-	6,000
Plant Oversize & Betterments Annual Program	-	-	-	10	10
Pump Station 2 Rehabilitation	450	-	-	-	450
Pump Station 12 Pump Hatches	500	-	-	-	500
Safety Improvements Annual Program	-	-	-	100	100
Spenard-Barbara-Forrest Sewer Rehabilitation or Replacement	500	-	-	-	500
Supervisory Control and Data Acquisition Network Segmentation	250	-	-	-	250
Supervisory Control and Data Network Improvements Annual Program	-	-	-	300	300
Vehicles Annual Program	-	-	-	750	750
West 42nd-Beechcraft-Constellation Sewer Rehabilitation	750	-	-	-	750
West 58th and Arctic Sewer Rehabilitation or Replacement	750	-	-	-	750
William Lloyd Subdivision Sewer Rehabilitation or Replacement	500	-	-	-	500
Total	25,720	-	-	5,000	30,720

Anchorage Wastewater Utility 2026 - 2031 Capital Improvement Program

(in thousands)

Projects	Year	Debt	State	Federal	Equity	Total
ADOT-MOA Emergency						
Alaska Department of Transportation-MOA Emergency Annual Program	2026	-	-	-	1,000	1,000
	2027	-	-	-	1,000	1,000
	2028	-	-	-	1,000	1,000
	2029	-	-	-	1,000	1,000
	2030	-	-	-	1,000	1,000
	2031	-	-	-	1,000	1,000
		-	-	-	6,000	6,000
Equipment						
Closed-Circuit Television (CCTV) Pan and Tilt Lateral Cameras	2026	-	-	-	65	65
Facility Equipment Annual Program	2026	-	-	-	1,000	1,000
	2027	-	-	-	1,000	1,000
	2028	-	-	-	1,000	1,000
	2029	-	-	-	1,000	1,000
	2030	-	-	-	1,000	1,000
	2031	-	-	-	1,000	1,000
		-	-	-	6,000	6,000
Facility Plant Annual Program	2026	-	-	-	1,000	1,000
	2027	1,000	-	-	-	1,000
	2028	-	-	-	1,000	1,000
	2029	-	-	-	1,000	1,000
	2030	-	-	-	1,000	1,000
	2031	-	-	-	1,000	1,000
		1,000	-	-	5,000	6,000
Global Positioning System (GPS) Unit Upgrades	2026	-	-	-	25	25
Information Technology Infrastructure and Systems Annual Program	2026	-	-	-	500	500
	2027	500	-	-	-	500
	2028	500	-	-	-	500
	2029	-	-	-	500	500
	2030	-	-	-	500	500
	2031	-	-	-	500	500
		1,000	-	-	2,000	3,000
Supervisory Control and Data Network Improvements Annual Program	2026	-	-	-	300	300
	2027	300	-	-	-	300

Anchorage Wastewater Utility 2026 - 2031 Capital Improvement Program

(in thousands)

Projects	Year	Debt	State	Federal	Equity	Total
Supervisory Control and Data Network Improvements Annual Program	2028	300	-	-	-	300
	2029	-	-	-	300	300
	2030	-	-	-	300	300
	2031	-	-	-	300	300
		600	-	-	1,200	1,800
Facilities						
King Street Fuel Storage Improvements	2026	650	-	-	-	650
King Street Warm Vehicle Storage	2026	6,000	-	-	-	6,000
	2027	4,000	-	-	-	4,000
		10,000	-	-	-	10,000
Plant						
3rd and Reeve Boulevard Sewer Main	2029	500	-	-	-	500
	2030	1,500	-	-	-	1,500
		2,000	-	-	-	2,000
Anchorage International Airport C Concourse Sewer Replacement or Rehabilitation	2026	500	-	-	-	500
	2027	500	-	-	-	500
		1,000	-	-	-	1,000
Asplund Wastewater Treatment Facility Dewatering II	2026	6,000	-	-	-	6,000
Asplund Wastewater Treatment Facility National Pollution Discharge Elimination System Permit Renewal	2026	1,100	-	-	-	1,100
ControlNet Upgrade	2026	320	-	-	-	320
Credit Union Drive Pipe Rehabilitation & Replacement	2026	450	-	-	-	450
Debora Subdivision Sewer Upgrade	2030	500	-	-	-	500
	2031	-	-	-	1,500	1,500
		500	-	-	1,500	2,000
Eagle River Wastewater Treatment Facility Biological Processes and Site Upgrades	2028	300	-	-	-	300
	2029	900	-	-	300	1,200
		1,200	-	-	300	1,500
Eagle River Wastewater Treatment Facility Building 2 Roof and Control Panels	2028	750	-	-	-	750

Anchorage Wastewater Utility 2026 - 2031 Capital Improvement Program

(in thousands)

Projects	Year	Debt	State	Federal	Equity	Total
Eagle River Wastewater Treatment Facility Building 2 Roof and Control Panels	2029	1,950	-	-	300	2,250
		2,700	-	-	300	3,000
Eagle River Wastewater Treatment Facility Building, Site and Headworks Improvements	2027	250	-	-	-	250
	2028	750	-	-	-	750
		1,000	-	-	-	1,000
Eagle River Wastewater Treatment Facility Clarifiers 1 and 2 Rehabilitation	2029	-	-	-	1,000	1,000
	2030	410	-	-	3,590	4,000
		410	-	-	4,590	5,000
Eagle River Wastewater Treatment Facility Motor Control Center, Electrical Panel, and Lighting Impro	2030	400	-	-	-	400
	2031	-	-	-	1,200	1,200
		400	-	-	1,200	1,600
Eagle River Wastewater Treatment Facility Polymer System Upgrade	2026	300	-	-	-	300
	2027	700	-	-	-	700
		1,000	-	-	-	1,000
Eagle River Wastewater Treatment Facility Tertiary Filter Improvements	2026	3,000	-	-	-	3,000
Eagle River Wastewater Treatment Heating, Ventilation, and Air Conditioning and Safety Improvement	2027	600	-	-	-	600
	2028	1,800	-	-	-	1,800
		2,400	-	-	-	2,400
Girdwood Inflow and Infiltration Additional Phases	2027	1,000	-	-	-	1,000
	2028	1,000	-	-	-	1,000
	2029	1,000	-	-	-	1,000
	2030	1,000	-	-	-	1,000
	2031	1,000	-	-	-	1,000
		5,000	-	-	-	5,000
Girdwood Sewer Inflow & Infiltration Phase II A	2026	1,000	-	-	-	1,000
Girdwood Wastewater Treatment Facility Strategic Major Rehabilitation	2026	1,000	-	-	-	1,000
	2027	1,000	-	-	-	1,000

Anchorage Wastewater Utility 2026 - 2031 Capital Improvement Program

(in thousands)

Projects	Year	Debt	State	Federal	Equity	Total
Girdwood Wastewater Treatment Facility Strategic Major Rehabilitation	2028	1,000	-	-	-	1,000
	2029	1,000	-	-	-	1,000
	2030	1,000	-	-	-	1,000
	2031	100	-	-	900	1,000
		5,100	-	-	900	6,000
King Street Grit Facility Upgrades	2028	250	-	-	-	250
	2029	750	-	-	-	750
		1,000	-	-	-	1,000
Plant Oversize & Betterments Annual Program	2026	-	-	-	10	10
	2028	10	-	-	-	10
	2030	-	-	-	10	10
		10	-	-	20	30
Pump Station 2 Rehabilitation	2026	450	-	-	-	450
Pump Station 12 Pump Hatches	2026	500	-	-	-	500
Safety Improvements Annual Program	2026	-	-	-	100	100
	2027	100	-	-	-	100
	2028	100	-	-	-	100
	2029	-	-	-	100	100
	2030	-	-	-	100	100
	2031	-	-	-	100	100
		200	-	-	400	600
Spenard-Barbara-Forrest Sewer Rehabilitation or Replacement	2026	500	-	-	-	500
	2027	1,500	-	-	-	1,500
		2,000	-	-	-	2,000
Supervisory Control and Data Acquisition Network Segmentation	2026	250	-	-	-	250
	2027	125	-	-	-	125
		375	-	-	-	375
West 42nd-Beechcraft-Constellation Sewer Rehabilitation	2026	750	-	-	-	750
	2027	3,250	-	-	-	3,250
		4,000	-	-	-	4,000
West 58th and Arctic Sewer Rehabilitation or Replacement	2026	750	-	-	-	750
	2027	2,750	-	-	-	2,750
		3,500	-	-	-	3,500

Anchorage Wastewater Utility 2026 - 2031 Capital Improvement Program

(in thousands)

Projects	Year	Debt	State	Federal	Equity	Total
William Lloyd Subdivision Sewer Rehabilitation or Replacement	2026	500	-	-	-	500
	2027	500	-	-	-	500
		1,000	-	-	-	1,000
Worst Subdivision Sewer Lining	2027	250	-	-	-	250
	2028	750	-	-	-	750
		1,000	-	-	-	1,000
Vehicles/Fleet						
Dump Truck Replacement Sewer	2026	1,200	-	-	-	1,200
Heavy Rolling Stock Annual Program	2026	500	-	-	250	750
	2027	750	-	-	-	750
	2028	750	-	-	-	750
	2029	-	-	-	750	750
	2030	-	-	-	750	750
	2031	-	-	-	750	750
		2,000	-	-	2,500	4,500
Vehicles Annual Program	2026	-	-	-	750	750
	2027	750	-	-	-	750
	2028	750	-	-	-	750
	2029	-	-	-	750	750
	2030	-	-	-	750	750
	2031	-	-	-	750	750
		1,500	-	-	3,000	4,500
Total		66,565	-	-	35,000	101,565

3rd and Reeve Boulevard Sewer Main

Project ID	ASU2023012	Department	Anchorage Wastewater Utility					
Project Type	Replacement	Start Date	January 2029					
District	Assembly: Section 1, Downtown, Seat B & L	End Date	December 2031					
Community Council								
Description								
This project will replace sewer main near 3rd Avenue and Reave Boulevard due to frequent freezing issues.								
Comments								
New project								
Version	2026 Approved							
		2026	2027	2028	2029	2030	2031	Total
Revenue Sources	Fund							
Bond Sale Proceeds	550200 - Sewer Utility CIP	-	-	-	500	1,500	-	2,000
Total (in thousands)		-	-	-	500	1,500	-	2,000

Alaska Department of Transportation-MOA Emergency Annual Program

Project ID ASU2021012 **Department** Anchorage Wastewater Utility
Project Type Replacement **Start Date**
District **End Date**

Community Council

Description

Provides funding for Anchorage Water and Wastewater (AWWU) projects of an emergency nature or done in conjunction with road agencies. These projects are developed as needed for emergency repairs to the collection system and through coordination with the State of Alaska Department of Transportation (ADOT) and Public Facilities, Municipality of Anchorage Project Management and Engineering (PM&E) as well as other local and state agencies.

Comments

Annual Funding Pool

Version 2026 Approved

		2026	2027	2028	2029	2030	2031	Total
Revenue Sources	Fund							
Net Position	550200 - Sewer Utility CIP	1,000	1,000	1,000	1,000	1,000	1,000	6,000
Total (in thousands)		1,000	1,000	1,000	1,000	1,000	1,000	6,000

Anchorage International Airport C Concourse Sewer Replacement or Rehabilitation

Project ID	ASU2024010	Department	Anchorage Wastewater Utility
Project Type	Replacement	Start Date	January 2026
District		End Date	December 2028

Community Council

Description

This project will rehabilitate or replace problematic sewer collection pipes serving the Anchorage International Airport.

Comments

New project

Version 2026 Approved

		2026	2027	2028	2029	2030	2031	Total
Revenue Sources	Fund							
Bond Sale Proceeds	550200 - Sewer Utility CIP	500	500	-	-	-	-	1,000
Total (in thousands)		500	500	-	-	-	-	1,000

Asplund Wastewater Treatment Facility Dewatering II

Project ID

ASU2024008

Project Type

Replacement

District

Department

Anchorage Wastewater Utility

Start Date

January 2026

End Date

December 2028

Community Council

Description

This project will rehabilitate or replace two belt presses in the sludge dewatering process at the Asplund Wastewater Treatment Facility.

Comments

New project

Version 2026 Approved

		2026	2027	2028	2029	2030	2031	Total
Revenue Sources	Fund							
Bond Sale Proceeds	550200 - Sewer Utility CIP	6,000	-	-	-	-	-	6,000
Total (in thousands)		6,000	-	-	-	-	-	6,000

**Asplund Wastewater Treatment Facility National Pollution Discharge Elimination System
Permit Renewal**

Project ID	ASU2021014	Department	Anchorage Wastewater Utility
Project Type	New	Start Date	January 2022
District		End Date	December 2028

**Community
Council**

Description

Renew the National Pollutant Discharge Elimination System (NPDES) permit under Section 301(h) of the Clean Water Act for the John M. Asplund Water Pollution Control Facility (AWPCF), also known as the Asplund Wastewater Treatment Facility (AWWTF). This effort requires the coordination of municipal staff, legal experts, technical assistance from specialists in chemistry, marine biology, sedimentology, toxicology, estuarine hydrodynamics, and others.

Comments

Project is in study phase

Version 2026 Approved

		2026	2027	2028	2029	2030	2031	Total
Revenue Sources	Fund							
Bond Sale Proceeds	550200 - Sewer Utility CIP	1,100	-	-	-	-	-	1,100
Total (in thousands)		1,100	-	-	-	-	-	1,100

Closed-Circuit Television (CCTV) Pan and Tilt Lateral Cameras

Project ID	ASU2025004	Department	Anchorage Wastewater Utility					
Project Type	Improvement	Start Date	January 2026					
District		End Date	December 2026					
Community Council								
Description								
This project will add pan and tilt cameras for sewer service connections to the closed-circuit television trucks utilized by crews to investigate issues in the sewer collection system.								
Comments								
New project								
Version	2026 Approved							
		2026	2027	2028	2029	2030	2031	Total
Revenue Sources	Fund							
Net Position	550200 - Sewer Utility CIP	65	-	-	-	-	-	65
Total (in thousands)		65	-	-	-	-	-	65

ControlNet Upgrade

Project ID	ASU2023010	Department	Anchorage Wastewater Utility
Project Type	Upgrade	Start Date	January 2024
District		End Date	December 2027

Community Council

Description

ControlNet is a high-speed network protocol used in industrial automation. This funding would upgrade ControlNet to ethernet prior to the vendor Rockwell discontinues support.

Here are some ways it is utilized:

- Real-time Data Communication: ControlNet facilitates real-time data exchange between various control devices, such as programmable logic controllers (PLCs), human-machine interfaces (HMIs), and remote terminal units (RTUs). This ensures that all parts of the treatment process are synchronized and operating efficiently.
- Process Monitoring and Control: It allows for continuous monitoring and control of treatment processes. Operators can monitor parameters like water quality, flow rates, and chemical dosing in real-time, enabling quick adjustments to maintain optimal operation.
- Integration of Systems: ControlNet helps integrate different systems within the facility, such as pumps, valves, and sensors. This integration ensures seamless operation and coordination between different stages of water and wastewater treatment.
- Remote Access and Diagnostics: With ControlNet, operators can access and diagnose system issues remotely. This capability reduces downtime and maintenance costs by allowing for quick identification and resolution of problems.
- Scalability and Flexibility: The network's scalability allows facilities to expand and upgrade their systems without significant overhauls. This flexibility is crucial for adapting to changing regulatory requirements and increasing treatment demands.

Comments

New project - has a related Water Utility project, AWU2023012, to allocate funding to each utility.

Version 2026 Approved

		2026	2027	2028	2029	2030	2031	Total
Revenue Sources	Fund							
Bond Sale Proceeds	550200 - Sewer Utility CIP	320	-	-	-	-	-	320
Total (in thousands)		320	-	-	-	-	-	320

Credit Union Drive Pipe Rehabilitation & Replacement

Project ID	ASU2023008	Department	Anchorage Wastewater Utility
Project Type	Replacement	Start Date	January 2024
District		End Date	December 2027

Community Council

Description

Rehabilitate or replace approximately 565 feet of corroded 8-inch sewer main in Credit Union Drive in the area of West Tudor Road and C Street.

Comments

Project is in construction phase

Version 2026 Approved

		2026	2027	2028	2029	2030	2031	Total
Revenue Sources	Fund							
Bond Sale Proceeds	550200 - Sewer Utility CIP	450	-	-	-	-	-	450
Total (in thousands)		450	-	-	-	-	-	450

Debora Subdivision Sewer Upgrade

Project ID	ASU2022019	Department	Anchorage Wastewater Utility
Project Type	Replacement	Start Date	January 2030
District		End Date	December 2032
Community Council			
Description			
This project will either replace Pump Station 52 serving the Debora Subdivision in Eagle River or add gravity sewer main to replace the functionality of the pump station.			
Comments			
New project			

Version 2026 Approved

		2026	2027	2028	2029	2030	2031	Total
Revenue Sources	Fund							
Net Position	550200 - Sewer Utility CIP	-	-	-	-	-	1,500	1,500
Bond Sale Proceeds	550200 - Sewer Utility CIP	-	-	-	-	500	-	500
Total (in thousands)		-	-	-	-	500	1,500	2,000

Dump Truck Replacement Sewer

Project ID	ASU2025003	Department	Anchorage Wastewater Utility
Project Type	Replacement	Start Date	January 2026
District		End Date	December 2027

Community Council

Description

Rehabilitate or replace three dump trucks with excessive repair needs and downtime to improve staff's ability to respond when needed.

Comments

New project

Version 2026 Approved

		2026	2027	2028	2029	2030	2031	Total
Revenue Sources	Fund							
Bond Sale Proceeds	550200 - Sewer Utility CIP	1,200	-	-	-	-	-	1,200
Total (in thousands)		1,200	-	-	-	-	-	1,200

Eagle River Wastewater Treatment Facility Biological Processes and Site Upgrades

Project ID	ASU2022015	Department	Anchorage Wastewater Utility					
Project Type	Improvement	Start Date	January 2028					
District		End Date	December 2030					
Community Council								
Description								
This project will construct identified upgrades to the biological processes and facility site of the Eagle River Wastewater Utility.								
Comments								
New project								
Version	2026 Approved							
		2026	2027	2028	2029	2030	2031	Total
Revenue Sources	Fund							
Net Position	550200 - Sewer Utility CIP	-	-	-	300	-	-	300
Bond Sale Proceeds	550200 - Sewer Utility CIP	-	-	300	900	-	-	1,200
Total (in thousands)		-	-	300	1,200	-	-	1,500

Eagle River Wastewater Treatment Facility Building 2 Roof and Control Panels

Project ID	ASU2022018	Department	Anchorage Wastewater Utility
Project Type	Improvement	Start Date	January 2028
District		End Date	December 2030

Community Council**Description**

This project will construct identified improvements to the control panels and roof of the Eagle River Wastewater Facility.

Comments

New project

Version 2026 Approved

		2026	2027	2028	2029	2030	2031	Total
Revenue Sources	Fund							
Net Position	550200 - Sewer Utility CIP	-	-	-	300	-	-	300
Bond Sale Proceeds	550200 - Sewer Utility CIP	-	-	750	1,950	-	-	2,700
Total (in thousands)		-	-	750	2,250	-	-	3,000

Eagle River Wastewater Treatment Facility Building, Site and Headworks Improvements

Project ID	ASU2022006	Department	Anchorage Wastewater Utility					
Project Type	Improvement	Start Date	January 2027					
District		End Date	December 2029					
Community Council								
Description								
This project will construct identified improvements to the headworks, site, and multiple buildings of the Eagle River Wastewater Facility.								
Comments								
New project								
Version	2026 Approved							
		2026	2027	2028	2029	2030	2031	Total
Revenue Sources	Fund							
Bond Sale Proceeds	550200 - Sewer Utility CIP	-	250	750	-	-	-	1,000
Total (in thousands)		-	250	750	-	-	-	1,000

Eagle River Wastewater Treatment Facility Clarifiers 1 and 2 Rehabilitation

Project ID	ASU2022020	Department	Anchorage Wastewater Utility					
Project Type	Rehabilitation	Start Date	January 2029					
District		End Date	December 2031					
Community Council								
Description								
This project will rehabilitate clarifiers 1 and 2 at the Eagle River Wastewater Facility.								
Comments								
New project								
Version	2026 Approved							
		2026	2027	2028	2029	2030	2031	Total
Revenue Sources	Fund							
Bond Sale Proceeds	550200 - Sewer Utility CIP	-	-	-	-	410	-	410
Net Position	550200 - Sewer Utility CIP	-	-	-	1,000	3,590	-	4,590
Total (in thousands)		-	-	-	1,000	4,000	-	5,000

Eagle River Wastewater Treatment Facility Motor Control Center, Electrical Panel, and Lighting Impro

Project ID	ASU2022004	Department	Anchorage Wastewater Utility
Project Type	Improvement	Start Date	January 2030
District		End Date	December 2032

Community Council

Description

This project will construct identified improvements to the motor control center, electrical panels and overall lighting at the Eagle River Wastewater Facility.

Comments

New project

Version 2026 Approved

		2026	2027	2028	2029	2030	2031	Total
Revenue Sources	Fund							
Bond Sale Proceeds	550200 - Sewer Utility CIP	-	-	-	-	400	-	400
Net Position	550200 - Sewer Utility CIP	-	-	-	-	-	1,200	1,200
Total (in thousands)		-	-	-	-	400	1,200	1,600

Eagle River Wastewater Treatment Facility Polymer System Upgrade

Project ID	ASU2025001	Department	Anchorage Wastewater Utility
Project Type	Upgrade	Start Date	January 2026
District		End Date	December 2028
Community Council			
Description			
This project will replace the polymer system at the Eagle River Wastewater Treatment Facility.			
Comments			
New project			

Version 2026 Approved

		2026	2027	2028	2029	2030	2031	Total
Revenue Sources	Fund							
Bond Sale Proceeds	550200 - Sewer Utility CIP	300	700	-	-	-	-	1,000
Total (in thousands)		300	700	-	-	-	-	1,000

Eagle River Wastewater Treatment Facility Tertiary Filter Improvements

Project ID	ASU2022007	Department	Anchorage Wastewater Utility
Project Type	Improvement	Start Date	January 2025
District		End Date	December 2027

Community Council

Description

Replace sand filter at Eagle River Wastewater Treatment Facility with compressible media filters, disk filters or pile cloth filters. These options fit in a smaller footprint which allows for greater hydraulic capacity, process redundancy, and will reduce or eliminate the need to bypass the tertiary filter for caustic cleaning. Cloth pile filter media could be replaced by Anchorage Water & Wastewater Utility (AWWU) personnel when needed.

Comments

Project is in design phase

Version 2026 Approved								
		2026	2027	2028	2029	2030	2031	Total
Revenue Sources	Fund							
Bond Sale Proceeds	550200 - Sewer Utility CIP	3,000	-	-	-	-	-	3,000
Total (in thousands)		3,000	-	-	-	-	-	3,000

Eagle River Wastewater Treatment Heating, Ventilation, and Air Conditioning and Safety Improvement

Project ID

ASU2022005

Project Type

Improvement

District

Department

Anchorage Wastewater Utility

Start Date

January 2028

End Date

December 2029

Community Council

Description

This project will rehabilitate or replace existing Heating, Ventilation, and Air Conditioning equipment as well as implement needed safety improvements at the Eagle River Wastewater Treatment Facility.

Comments

New project

Version 2026 Approved

		2026	2027	2028	2029	2030	2031	Total
Revenue Sources	Fund							
Bond Sale Proceeds	550200 - Sewer Utility CIP	-	600	1,800	-	-	-	2,400
Total (in thousands)		-	600	1,800	-	-	-	2,400

Facility Equipment Annual Program

Project ID	ASU2021007	Department	Anchorage Wastewater Utility
Project Type	Replacement	Start Date	January 2000
District		End Date	December 9999

Community Council

Description

This pool will provide for the purchase of new equipment for the replacement of worn equipment within the sewer collection system. Examples of such equipment include pumps, electric motors, instruments, air conditioning equipment, electrical switch gear, etc.

Comments

Annual Funding Pool

Version 2026 Approved

		2026	2027	2028	2029	2030	2031	Total
Revenue Sources	Fund							
Net Position	550200 - Sewer Utility CIP	1,000	1,000	1,000	1,000	1,000	1,000	6,000
Total (in thousands)		1,000	1,000	1,000	1,000	1,000	1,000	6,000

Facility Plant Annual Program

Project ID ASU2021011 **Department** Anchorage Wastewater Utility
Project Type Replacement **Start Date** January 2000
District **End Date** December 9999

Community Council

Description

This funding will provide for the purchase of new equipment for the replacement of worn equipment in the sewer treatment system. Examples of such equipment include pumps, electric motors, instruments, air conditioning equipment, electrical switch gear, etc.

Comments

Annual Funding Pool

Version 2026 Approved

		2026	2027	2028	2029	2030	2031	Total
Revenue Sources	Fund							
Bond Sale Proceeds	550200 - Sewer Utility CIP	-	1,000	-	-	-	-	1,000
Net Position	550200 - Sewer Utility CIP	1,000	-	1,000	1,000	1,000	1,000	5,000
Total (in thousands)		1,000	1,000	1,000	1,000	1,000	1,000	6,000

Girdwood Inflow and Infiltration Additional Phases

Project ID

ASU2022017

Project Type

Improvement

District

Department

Anchorage Wastewater Utility

Start Date

End Date

Community Council

Description

This project will provide additional phases of collection system improvements to reduce inflow and infiltration of groundwater in the collection system that is conducted to the Girdwood Wastewater Treatment Facility. Decreasing the volume of groundwater reaching the treatment plant decreases burdens on the treatment processes required to treat sanitary sewer.

Comments

Annual Funding Pool

Version 2026 Approved

		2026	2027	2028	2029	2030	2031	Total
Revenue Sources	Fund							
Bond Sale Proceeds	550200 - Sewer Utility CIP	-	1,000	1,000	1,000	1,000	1,000	5,000
Total (in thousands)		-	1,000	1,000	1,000	1,000	1,000	5,000

Girdwood Sewer Inflow & Infiltration Phase II A

Project ID	ASU2022021	Department	Anchorage Wastewater Utility
Project Type	Improvement	Start Date	January 2026
District		End Date	December 2027

Community Council

Description

This project will provide the second phase of collection system improvements to reduce inflow and infiltration of groundwater in the collection system that is conducted to the Girdwood Wastewater Treatment Facility. Decreasing the volume of groundwater reaching the treatment plant decreases burdens on the treatment processes required to treat sanitary sewer.

Comments

New project

Version 2026 Approved

		2026	2027	2028	2029	2030	2031	Total
Revenue Sources	Fund							
Bond Sale Proceeds	550200 - Sewer Utility CIP	1,000	-	-	-	-	-	1,000
Total (in thousands)		1,000	-	-	-	-	-	1,000

Girdwood Wastewater Treatment Facility Strategic Major Rehabilitation

Project ID ASU2023009 **Department** Anchorage Wastewater Utility
Project Type Rehabilitation **Start Date**
District **End Date**

Community Council

Description

Implement identified renewal projects for the majority of existing infrastructure at the Girdwood Wastewater Treatment Facility to extent the useful life of the facility.

Comments

Annual Pool

Version 2026 Approved

		2026	2027	2028	2029	2030	2031	Total
Revenue Sources	Fund							
Bond Sale Proceeds	550200 - Sewer Utility CIP	1,000	1,000	1,000	1,000	1,000	100	5,100
Net Position	550200 - Sewer Utility CIP	-	-	-	-	-	900	900
Total (in thousands)		1,000	1,000	1,000	1,000	1,000	1,000	6,000

Global Positioning System (GPS) Unit Upgrades

Project ID	ASU2022016	Department	Anchorage Wastewater Utility					
Project Type	Upgrade	Start Date	January 2026					
District		End Date	December 2027					
Community Council								
Description								
Purchase high resolution GPS units designed to overcome signal interference for use in areas such as downtown Anchorage and Girdwood.								
Comments								
New project - has a related Water Utility project								
Version	2026 Approved							
		2026	2027	2028	2029	2030	2031	Total
Revenue Sources	Fund							
Net Position	550200 - Sewer Utility CIP	25	-	-	-	-	-	25
Total (in thousands)		25	-	-	-	-	-	25

Heavy Rolling Stock Annual Program

Project ID	ASU2021009	Department	Anchorage Wastewater Utility					
Project Type	Replacement	Start Date	January 2023					
District		End Date	December 9999					
Community Council								
Description								
For the acquisitions, rehabilitation, or replacement of heavy rolling stock vehicles. Includes vactors, loaders, etc.								
Comments								
Annual Funding Pool								
Version	2026 Approved							
		2026	2027	2028	2029	2030	2031	Total
Revenue Sources	Fund							
Bond Sale Proceeds	550200 - Sewer Utility CIP	500	750	750	-	-	-	2,000
Net Position	550200 - Sewer Utility CIP	250	-	-	750	750	750	2,500
Total (in thousands)		750	750	750	750	750	750	4,500

Information Technology Infrastructure and Systems Annual Program

Project ID	ASU2021003	Department	Anchorage Wastewater Utility
Project Type	IT	Start Date	January 2022
District		End Date	December 9999

Community Council**Description**

Provides annual funding for the replacement and/or upgrades to information technology infrastructure and systems as needed to address aging technology infrastructure, platforms, and security vulnerabilities.

Comments

Annual Funding Pool - has a related Water Utility project

Version 2026 Approved

		2026	2027	2028	2029	2030	2031	Total
Revenue Sources	Fund							
Bond Sale Proceeds	550200 - Sewer Utility CIP	-	500	500	-	-	-	1,000
Net Position	550200 - Sewer Utility CIP	500	-	-	500	500	500	2,000
Total (in thousands)		500	500	500	500	500	500	3,000

King Street Fuel Storage Improvements

Project ID	ASU2018002	Department	Anchorage Wastewater Utility
Project Type	Improvement	Start Date	March 2017
District		End Date	December 2026

Community Council

Description

This project will construct site improvements at the King Street Maintenance Facility that include removing contaminated soils, relocating fuel storage and dispensing systems and streamlining onsite traffic patterns. This project will reduce existing safety issues for vehicles and pedestrians, provide needed vehicle and equipment parking.

Comments

Project is in construction phase

Version 2026 Approved

		2026	2027	2028	2029	2030	2031	Total
Revenue Sources	Fund							
Bond Sale Proceeds	550200 - Sewer Utility CIP	650	-	-	-	-	-	650
Total (in thousands)		650	-	-	-	-	-	650

King Street Grit Facility Upgrades

Project ID	ASU2022002	Department	Anchorage Wastewater Utility
Project Type	Upgrade	Start Date	January 2028
District		End Date	December 2031

Community Council

Description

This project will upgrade the grit receiving facility located at the King Street Campus to be expand the types of materials received.

Comments

New project

Version 2026 Approved

		2026	2027	2028	2029	2030	2031	Total
Revenue Sources	Fund							
Bond Sale Proceeds	550200 - Sewer Utility CIP	-	-	250	750	-	-	1,000
Total (in thousands)		-	-	250	750	-	-	1,000

King Street Warm Vehicle Storage

Project ID	ASU2018011	Department	Anchorage Wastewater Utility
Project Type	New	Start Date	January 2018
District		End Date	December 2028
Community Council			
Description			
This project will purchase or construct a warm storage building for fleet vehicles and equipment to support Utility needs.			
Comments			
This project is in design phase			

Version 2026 Approved

		2026	2027	2028	2029	2030	2031	Total
Revenue Sources	Fund							
Bond Sale Proceeds	550200 - Sewer Utility CIP	6,000	4,000	-	-	-	-	10,000
Total (in thousands)		6,000	4,000	-	-	-	-	10,000

Plant Oversize & Betterments Annual Program

Project ID ASU2021013 **Department** Anchorage Wastewater Utility
Project Type Improvement **Start Date** January 2022
District **End Date** December 2030

Community Council**Description**

This funding is required to compensate private developers for Anchorage Wastewater Utility (ASU) requested betterments to ASU's existing infrastructure or for ASU requested oversizing of sewer mains installed by the developers.

Comments

Annual Funding Pool

Version 2026 Approved

		2026	2027	2028	2029	2030	2031	Total
Revenue Sources	Fund							
Net Position	550200 - Sewer Utility CIP	10	-	-	-	10	-	20
Bond Sale Proceeds	550200 - Sewer Utility CIP	-	-	10	-	-	-	10
Total (in thousands)		10	-	10	-	10	-	30

Pump Station 2 Rehabilitation

Project ID	ASU2018009	Department	Anchorage Wastewater Utility
Project Type	Rehabilitation	Start Date	January 2019
District		End Date	December 2026

Community Council

Description

Perform rehabilitation to components of Pump Station 2 at the end of their service life, including pumps, mechanical piping, valves, electrical equipment, generator, and associated appurtenances such as supervisory control and data acquisition (SCADA) and security upgrades.

Comments

Project is in construction phase

Version 2026 Approved

		2026	2027	2028	2029	2030	2031	Total
Revenue Sources	Fund							
Bond Sale Proceeds	550200 - Sewer Utility CIP	450	-	-	-	-	-	450
Total (in thousands)		450	-	-	-	-	-	450

Pump Staton 12 Pump Hatches

Project ID	ASU2025002	Department	Anchorage Wastewater Utility
Project Type	Replacement	Start Date	January 2026
District		End Date	December 2027
Community Council			
Description	This project will replace all the pump hatches at Pump Station 12.		
Comments	New project		

Version 2026 Approved

		2026	2027	2028	2029	2030	2031	Total
Revenue Sources	Fund							
Bond Sale Proceeds	550200 - Sewer Utility CIP	500	-	-	-	-	-	500
Total (in thousands)		500	-	-	-	-	-	500

Safety Improvements Annual Program

Project ID	ASU2023015	Department	Anchorage Wastewater Utility					
Project Type	Improvement	Start Date						
District		End Date						
Community Council								
Description								
Provides annual funding to actively improve safety on sewer assets as needed.								
Comments								
Annual Funding Pool								
Version	2026 Approved							
		2026	2027	2028	2029	2030	2031	Total
Revenue Sources	Fund							
Net Position	550200 - Sewer Utility CIP	100	-	-	100	100	100	400
Bond Sale Proceeds	550200 - Sewer Utility CIP	-	100	100	-	-	-	200
Total (in thousands)		100	100	100	100	100	100	600

Spenard-Barbara-Forrest Sewer Rehabilitation or Replacement

Project ID

ASU2024011

Project Type

Replacement

District

Department

Anchorage Wastewater Utility

Start Date

January 2026

End Date

December 2028

Community Council

Description

This project will rehabilitate or replace problematic sewer collection pipes in Spenard Road between Barbara Drive and Forrest Road.

Comments

New project

Version 2026 Approved

		2026	2027	2028	2029	2030	2031	Total
Revenue Sources	Fund							
Bond Sale Proceeds	550200 - Sewer Utility CIP	500	1,500	-	-	-	-	2,000
Total (in thousands)		500	1,500	-	-	-	-	2,000

Supervisory Control and Data Acquisition Network Segmentation

Project ID

ASU2023007

Project Type

Improvement

District

Department

Anchorage Wastewater Utility

Start Date

January 2024

End Date

December 2027

Community Council

Description

Create three networks from the existing single supervisory control and data acquisition (SCADA) network at each plant separated by vlans and firewall rules to add resiliency to the SCADA network and comply with federal government cybersecurity recommendations.

Comments

Has a related Water Utility project

Version 2026 Approved

		2026	2027	2028	2029	2030	2031	Total
Revenue Sources	Fund							
Bond Sale Proceeds	550200 - Sewer Utility CIP	250	125	-	-	-	-	375
Total (in thousands)		250	125	-	-	-	-	375

Supervisory Control and Data Network Improvements Annual Program

Project ID ASU2021008 **Department** Anchorage Wastewater Utility
Project Type Upgrade **Start Date** January 2022
District **End Date** December 9999

Community Council**Description**

Equipment upgrades and/or additions as services are added and technology ages. These may include, but are not limited to, upgrades to logic controllers, software replacement, and intelligence upgrades.

Comments

Annual Funding Pool - has related Water Utility project

Version 2026 Approved

		2026	2027	2028	2029	2030	2031	Total
Revenue Sources	Fund							
Net Position	550200 - Sewer Utility CIP	300	-	-	300	300	300	1,200
Bond Sale Proceeds	550200 - Sewer Utility CIP	-	300	300	-	-	-	600
Total (in thousands)		300	300	300	300	300	300	1,800

Vehicles Annual Program

Project ID	ASU2021010	Department	Anchorage Wastewater Utility
Project Type	Replacement	Start Date	January 2021
District		End Date	December 9999

Community Council**Description**

Provides funding for major rehabilitation or replacement of Anchorage Wastewater Utility fleet vehicles at the end of their useful life.

Comments

Annual Funding Pool - has a related Water Utility project

Version 2026 Approved

		2026	2027	2028	2029	2030	2031	Total
Revenue Sources	Fund							
Bond Sale Proceeds	550200 - Sewer Utility CIP	-	750	750	-	-	-	1,500
Net Position	550200 - Sewer Utility CIP	750	-	-	750	750	750	3,000
Total (in thousands)		750	750	750	750	750	750	4,500

West 42nd-Beechcraft-Constellation Sewer Rehabilitation

Project ID	ASU2024009	Department	Anchorage Wastewater Utility
Project Type	Rehabilitation	Start Date	January 2026
District		End Date	December 2028
Community Council			
Description			
This project will rehabilitate or replace problematic sewer collection pipes in West Anchorage.			
Comments			
New project			

Version 2026 Approved

		2026	2027	2028	2029	2030	2031	Total
Revenue Sources	Fund							
Bond Sale Proceeds	550200 - Sewer Utility CIP	750	3,250	-	-	-	-	4,000
Total (in thousands)		750	3,250	-	-	-	-	4,000

West 58th and Arctic Sewer Rehabilitation or Replacement

Project ID	ASU2025005	Department	Anchorage Wastewater Utility					
Project Type	Replacement	Start Date	January 2026					
District		End Date	December 2028					
Community Council								
Description								
This project will rehabilitate or replace problematic sewer main near West 58th Avenue and Arctic Boulevard in Anchorage.								
Comments								
New project								
Version	2026 Approved							
		2026	2027	2028	2029	2030	2031	Total
Revenue Sources	Fund							
Bond Sale Proceeds	550200 - Sewer Utility CIP	750	2,750	-	-	-	-	3,500
Total (in thousands)		750	2,750	-	-	-	-	3,500

William Lloyd Subdivision Sewer Rehabilitation or Replacement

Project ID	ASU2024012	Department	Anchorage Wastewater Utility
Project Type	Replacement	Start Date	January 2026
District		End Date	December 2028
Community Council			
Description			
This project will rehabilitate the sewer main serving Campbell View Condominiums in Southwest Anchorage.			
Comments			
New project			

Version 2026 Approved

		2026	2027	2028	2029	2030	2031	Total
Revenue Sources	Fund							
Bond Sale Proceeds	550200 - Sewer Utility CIP	500	500	-	-	-	-	1,000
Total (in thousands)		500	500	-	-	-	-	1,000

Worst Subdivision Sewer Lining

Project ID	ASU2023016	Department	Anchorage Wastewater Utility
Project Type	Rehabilitation	Start Date	January 2027
District		End Date	December 2029

Community Council

Description

This project will rehabilitate the sewer trunk in the Worst Subdivision to abandon unused service connections and eliminate concerns of ground water infiltration f into the collection system, allow for a reduction of the sewer easement width through the conservation easement, and extend the useful life of the sewer trunk main.

Comments

New project

Version 2026 Approved

		2026	2027	2028	2029	2030	2031	Total
Revenue Sources	Fund							
Bond Sale Proceeds	550200 - Sewer Utility CIP	-	250	750	-	-	-	1,000
Total (in thousands)		-	250	750	-	-	-	1,000