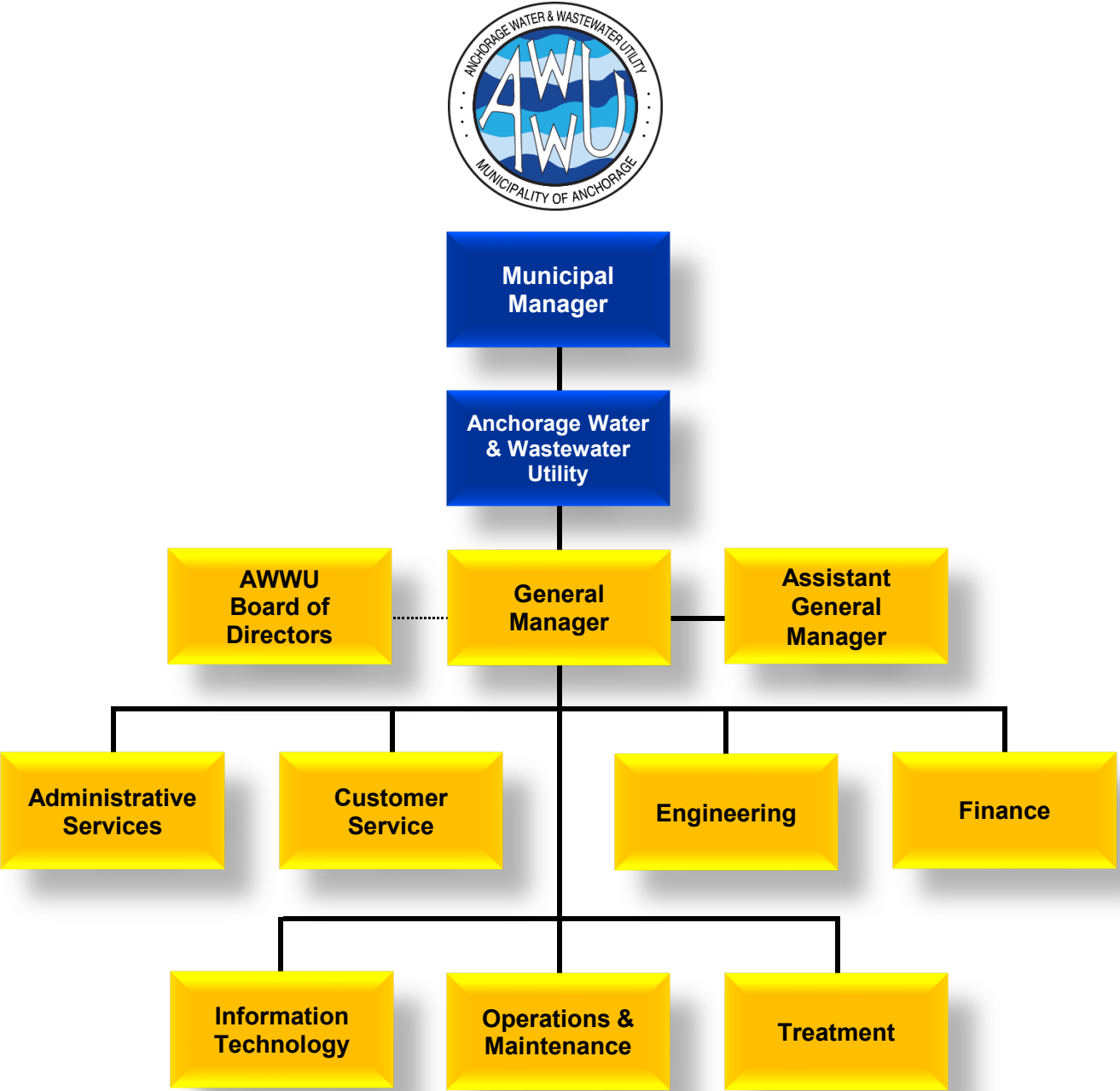


Anchorage Water & Wastewater Utility



Anchorage Water & Wastewater Utility Organizational Overview

Overview

The Anchorage Water and Wastewater Utility (AWWU) is the largest water and wastewater utility in Alaska. AWWU currently serves the Municipality of Anchorage extending from Eklutna to as far south as Girdwood. Although they share one workforce, AWWU operates as two separate economic and regulated entities: the Anchorage Water Utility (AWU) and the Anchorage Wastewater Utility (ASU).



AWWU Headquarters

System Description

To provide water and sewer services, AWWU owns and operates five Treatment Facilities (2 water and 3 wastewater), approximately 1,600 miles of pipe, and over 325,000 square feet of facility space distributed throughout the Municipality. The certificated water service area covers 130.4 square miles in three distinct geographic areas, Northern Communities, the Anchorage Bowl, and Girdwood Valley. Estimates place the water service population at approximately 243,000 people via nearly 56,600 customer accounts. The certificated sewer service area is larger, encompassing nearly all of the Municipality. ASU currently provides sewer service to approximately 252,500 people via approximately 57,700 customer accounts. Additionally, AWWU receives septage pumped from on-site wastewater systems on lots in areas not directly connected to the sewer system.



Ship Creek Water Treatment Facility

AWU's three sources of water are Eklutna Lake, Ship Creek, and groundwater accessed through a system of wells in the Northern Communities, the Anchorage Bowl, and Girdwood Valley. Eklutna Water Treatment Facility and the wells which supply Girdwood are operated year-round and serve as the primary supply sources for the Anchorage and Girdwood water systems. The Ship Creek Water Treatment Facility and the remainder of the water wells are used to augment the primary water supply, mainly in times of peak demand, as well as provide redundancy to the

Eklutna source for Eagle River and the Anchorage Bowl. Of these sources, the Eklutna Water Treatment Facility now provides approximately 92% of total water production for the Northern Communities/Eagle River and the Anchorage Bowl. In Girdwood, where system demand constitutes less than 2 percent of AWWU's total water production, all water produced and distributed is from two municipally-owned and managed wells.

ASU operates three wastewater treatment facilities (WWTF) to treat wastewater collected in three geographically separate but commonly managed sewer systems. The largest of these is the John M. Asplund WWTF located at Point Woronzof. The Asplund WWTF was constructed in

the early 1970's when Anchorage eliminated direct ocean discharges. It services the wastewater treatment needs of the Anchorage Bowl. The Asplund facility has received silver, gold, and platinum awards from the National Association of Clean Water Agencies for efficiency and environmental compliance. ASU is continually at work to maintain and enhance the facility. The Asplund facility operates in accordance with a National Pollution Discharge Elimination System (NPDES) permit administered by the U.S. Environmental Protection Agency (EPA). The permit, which expired in 2005 but has been administratively extended by EPA, allows discharge of effluent receiving primary treatment, in accordance with Section 301(h) of the Clean Water Act. AWWU is working with the EPA on permit renewal with ongoing efforts including additional data collection, mixing zone study, and other efforts to support the permit renewal.

The Eagle River WWTF was originally built in the 1960's and upgraded several times. It services the public wastewater treatment and disposal needs within Eagle River and Chugiak. The Eagle River facility provides biological secondary treatment and discharges treated effluent to Eagle River. The Eagle River Wastewater Treatment Facility Permit was renewed on March 1, 2020 by Alaska Department of Environmental Conservation (ADEC), which has assumed primacy from EPA over permits for wastewater discharge to fresh water and is valid for five years.



Asplund Facility



Girdwood Wastewater Treatment Plant

The third facility is Girdwood WWTF. It was originally constructed in the 1970's and also has undergone several process modifications and upgrades. The Girdwood facility provides biological secondary treatment and discharges treated effluent to Glacier Creek under an administratively extended NPDES permit administered by ADEC. The core facility is now at the end of its useful life. Phase 1 of plant replacement and upgrades was completed in 2014. Phase 2 of the plant replacement and upgrade is being planned to conform to discharge requirements of a new permit.

Over the past decade, investments in physical infrastructure have resulted in an increase in the value of AWU and ASU. From 2010 to present, total plant in service has increased by 32.0% from \$709.3 million to \$936.3 million for AWU and by 38.3% from \$554.6 million to \$767.0 million for ASU. This growth is primarily a result of an increasing amount of investment in transmission and distribution assets (water pipelines) and collection plant assets (wastewater pipelines).

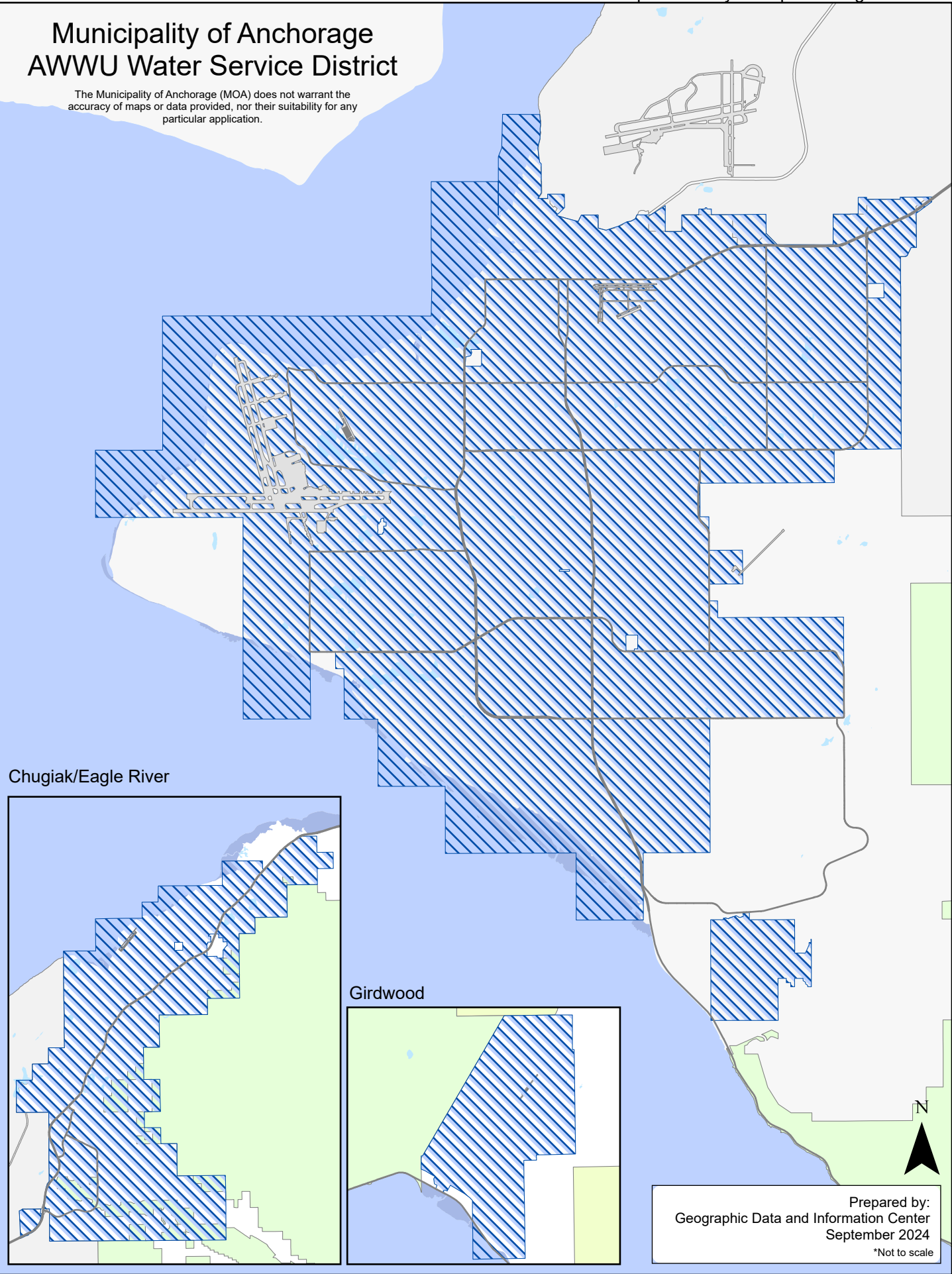
Organization

The General Manager's office is responsible for overall operation of AWWU that includes the following 7 divisions:

- Treatment Division is responsible for day-to-day operation of the treatment facilities and water distribution system and for maintaining compliance with all state and federal environmental regulations.
- Operations and Maintenance (O&M) Division maintains the treatment facilities and repairs all water and sewer piping and lift stations. The O&M Division also operates the wastewater collection system and is responsible for AWWU's Supervisory Control and Data Acquisition (SCADA) system.
- Customer Service Division is responsible for responding to customer inquiries, billing and collections for both utilities, issuing of permits, and field service functions.
- Engineering Division is responsible for development and execution of AWWU's capital program and for system planning.
- Information Technology Division provides support for all AWWU computers, network, and software systems.
- Administrative Services Division provides for training, safety, and internal and external communications.
- Finance Division is responsible for all general ledger and plant accounting, preparation of utility budgets and financial statements, and regulatory filings.

Municipality of Anchorage AWWU Water Service District

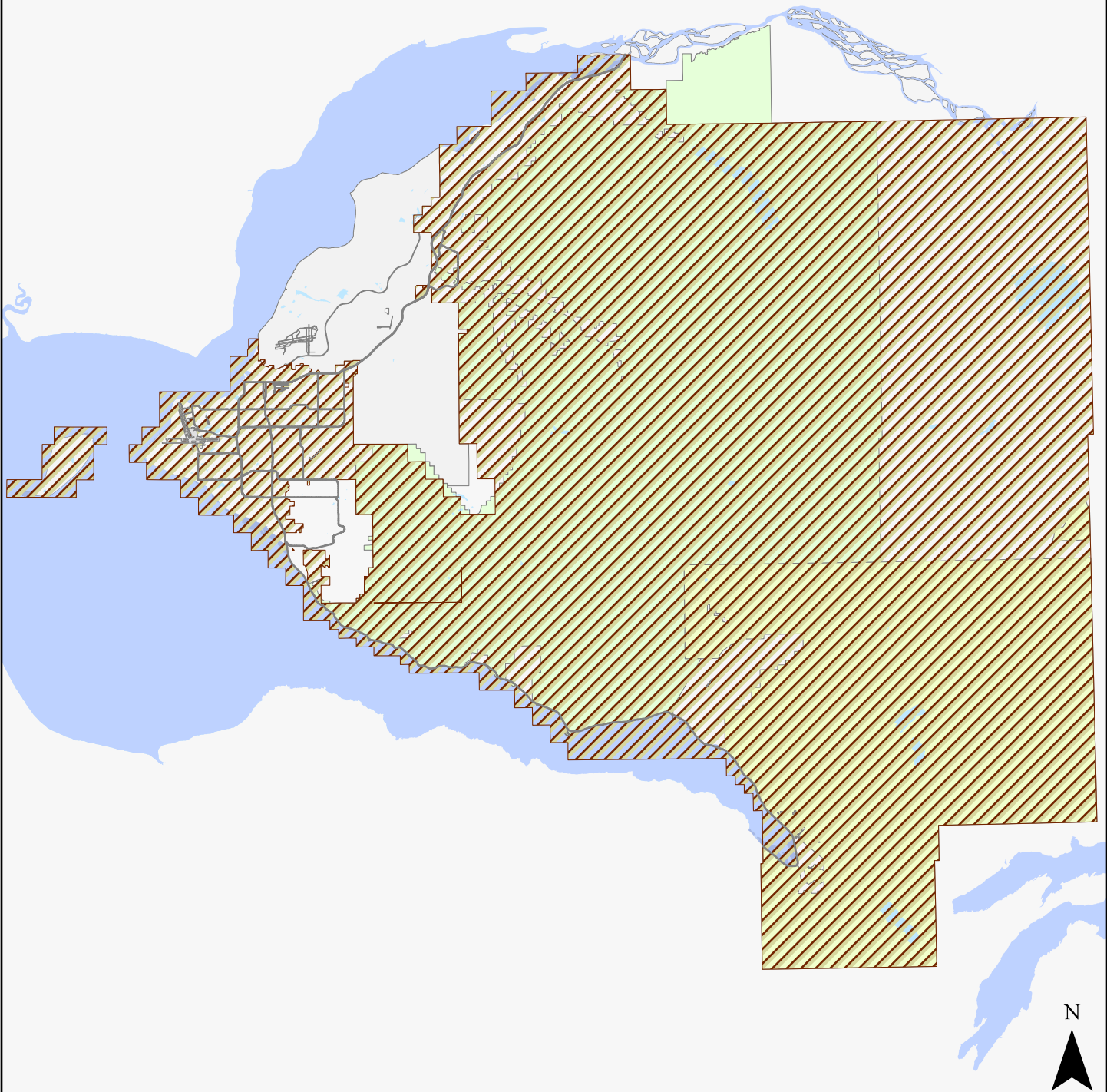
The Municipality of Anchorage (MOA) does not warrant the accuracy of maps or data provided, nor their suitability for any particular application.



Prepared by:
Geographic Data and Information Center
September 2024
*Not to scale

Municipality of Anchorage AWWU Sewer Service District

The Municipality of Anchorage (MOA) does not warrant the accuracy of maps or data provided, nor their suitability for any particular application.



Prepared by:
Geographic Data and Information Center
September 2024
*Not to scale

Anchorage Water & Wastewater Utility Business Plan

Mission

Providing safe and reliable water and wastewater service today and into the future.

Services

Anchorage Water & Wastewater Utility (AWWU) is the largest water and wastewater utility in Alaska. AWWU currently serves the Municipality of Anchorage extending from Eklutna to as far south as Girdwood. Although they share one workforce, AWWU operates as two separate economic and regulated entities: the Anchorage Water Utility (AWU) and the Anchorage Wastewater Utility (ASU).

Business Goals

AWWU prepared an updated strategic plan in 2016. The plan includes the following goals:

- Be responsive to the needs of the community
- Be the model of innovation and efficiency in service to the public
- Be a responsible steward of ratepayer funds
- Be the employer of choice for existing and future staff

Strategies to Achieve Goals

AWWU has identified the following customer commitments which represent the outcomes or accomplishments of the Utilities' activities as viewed by the customer:

1. Provide safe drinking water that meets or exceeds all standards.
2. Protect the environment through appropriate wastewater collection, treatment, and disposal.
3. Provide reliable service.
4. Have timely, professional, and courteous interactions with customers.
5. Manage finances responsibly and transparently.
6. Set rates that fairly reflect the cost of providing service and maintaining infrastructure.
7. Deliver services affordably to promote a strong Anchorage economy.
8. Invest wisely to minimize risk and maintain service levels.
9. Continuously improve the efficiency of our operations.
10. Anticipate change and prepare for the future.

Performance Measures to Track Progress in Achieving Goals

AWWU measures progress in achieving these customer commitments using quantifiable performance measures, including the following:

1. Compliance with all State and Federal drinking water, wastewater and clean air standards.
2. Number of planned and unplanned water outages.
3. Sanitary sewer overflows.
4. Number of reportable injuries and accidents.
5. Execution of capital improvement budget.
6. Debt to equity ratio.

Anchorage Water & Wastewater Utility

Anchorage: Performance. Value. Results.

Mission

Supporting the public health, safety, and economic interests of the community by providing quality water and wastewater services in a responsible, efficient, and sustainable manner.

Core Services

- Reliably treat and distribute potable water for domestic, commercial, and firefighting uses throughout the certificated service area.
- Reliably collect, treat, and dispose of wastewater in accordance with laws and regulations that protect public health and the environment.

Accomplishment Goals

- Provide reliable service.
- Provide safe drinking water that meets or exceeds all standards.
- Protect the environment through appropriate wastewater collection, treatment, and disposal.
- Fiscal responsibility and transparency with utility finances.
- Timely, professional, and courteous interactions with customers.
- Rates that fairly reflect the cost of providing service and maintaining infrastructure
- Continuous improvement in the efficiency of our operations
- Anticipate change and be prepared for the future.

Performance Measures

Progress in achieving goals shall be measured by:

1. Compliance with all state and federal drinking water standards.
 - Wastewater standards
 - Clean Air Act standards
2. Number of planned and unplanned water outages
3. Sanitary sewer overflows
4. Recordable incident rate (as compared to the standard incident rate for water and wastewater utilities)
5. Execution of Capital Improvement Budget
6. Debt to equity ratio

Measure #1: Compliance with all State and Federal drinking water, wastewater, and clean air standards

Type

Effectiveness

Accomplishment Goals Supported

- Provide reliable service.
- Provide safe drinking water that meets or exceeds all standards.
- Protect the environment through appropriate wastewater collection, treatment, and disposal.

Definition

The number of regulatory requirements meeting compliance standards divided by the total number of regulatory requirements for the time period. The total number of regulatory requirements is the sum of daily, weekly, and monthly compliance standards.

Data Collection Method

All samples collected are compared with the state or federal regulatory standards and any violations are noted and reported in accordance with permit stipulations.

Frequency

The percent compliance measurement will be calculated quarterly, using running totals for the calendar year.

Measured By

The Treatment Division will prepare a report from the water quality and laboratory databases that identifies any samples or reportable incidents that do not meet regulatory standards.

Reporting

The Treatment Division Director will update the report quarterly from the water quality and laboratory databases. The information will be displayed in tabular form.

Used By

The Treatment Division Director and General Manager will use the information to gain a clearer understanding of the performance of Anchorage Water and Wastewater Utility's (AWWU's) treatment facilities and determine if changes in system operation or maintenance are required.

Results

		2024				Past Years					
Measure 1: Compliance with all State and Federal drinking water, wastewater, and clean air standards	Goal	Q4	Q3	Q2	Q1	2023	2022	2021	2020	2019	2018
Safe Drinking Water Act Compliance (%)				100	100	100	100	100	100	100	99.8
Clean Water Act (NPDES permit) Compliance (%)				100	99.59	99.96	99.81	100	100	100	100
-Asplund				100	100	99.93	99.94	99.95	99.6	97.8	99.7
-Eagle River				100	100	100	99.88	99.93	98.95	99.7	99.3
-Girdwood				100	99.76	99.94	99.63	99.48	99.43	99.4	100
Clean Air Act Compliance (%) (Asplund Incinerator)				99.99	99.99	99.98	100	100	99.99	100	100

Measure #2: Number of planned and unplanned water outages**Type**

Effectiveness

Accomplishment Goal Supported

- Provide reliable service.
- Provide safe drinking water that meets or exceeds all standards.
- Protect the environment through appropriate wastewater collection, treatment, and disposal.
- Timely, professional, and courteous interactions with customers.
- Continuous improvement in the efficiency of our operations
- Anticipate change and be prepared for the future.

Definition

A water outage is defined as a disruption in service to a service connection. A service connection serves one customer, although multiple people may be affected by the disruption in service to a residence or a business.

Data Collection Method

A tally is kept through each calendar month of the number of customers who experience planned and unplanned water service disruptions for a range of durations listed below. The outage is as reported to AWWU and confirmed by observation or analysis in the field.

Frequency

The measurement will be recorded at the beginning of each month for the preceding month.

Measured By

Number of customers who do not have water service for the following durations:

- Less than 4 hours
- Between 4 hours and 12 hours
- Greater than 12 hours

Disruptions are counted for planned activities (customers are given advance notice in writing) and unplanned (emergency) activities.

Reporting

The Strategic Asset Services Section will create a monthly report that will show water outages numerically and graphically.

Used By

The Operations and Maintenance (O&M) Division, Customer Service Division, Strategic Asset Services Section, and General Manager will review these data monthly to evaluate adequacy of operation and maintenance approaches, customer service response, and pipe condition.

Results

Measure 2: Number of planned and unplanned water outages (customers per month)	Goal (Affected customers per month)	2024 (monthly average)	4 th Q 2024 (monthly average)	3 rd Q 2024 (monthly average)	2 nd Q 2024 (monthly average)	1 st Q 2024 (monthly average)	Historical monthly average				
							2023	2022	2021	2020	2019
Planned Outages											
<4 hours	<20				1	0	3	3	1	30	11
4-12 hours	<20				33	1	2	6	10	23	37
>12 hours	0				0	0	0	0	3	0	0
Unplanned Outages											
<4 hours	<20				4	11	26	23	34	63	17
4-12 hours	<50				34	15	28	15	28	32	36
>12 hours	0				0	0	4	1	3	3	3

Measure #3: Sanitary Sewer Overflows

Type

Effectiveness

Accomplishment Goals Supported

- Provide reliable service.
- Timely, professional, and courteous interactions with customers.
- Protect the environment through appropriate wastewater collection, treatment, and disposal.
- Continuous improvement in the efficiency of our operations
- Anticipate change and be prepared for the future.

Definition

Total number of wastewater overflows onto the ground or wastewater back-ups into customer residences if caused by an obstruction in an AWWU sewer main, manhole, or cleanout. Overflows or backups that occur due to on-property blockages do not count.

Data Collection Method

The reportable number of sanitary sewer overflows is what is reported in writing to the U.S. Environmental Protection Agency (EPA) Region X office within a week of each occurrence.

Frequency

The measurement will be recorded each month for the previous month.

Measured By

Data collection is by direct observation by AWWU staff.

Reporting

The O&M Division will create a monthly report displaying overflow data numerically and graphically.

Used By

The O&M Division, Customer Service Division, Strategic Asset Services Section, and General Manager will review these data monthly to evaluate adequacy of operation and maintenance approaches, customer service response, and pipe condition.

Results

	Goal	2024				Historical monthly average					
		Q4	Q3	Q2	Q1	2023	2022	2021	2020	2019	2018
Measure 3: Sanitary Sewer Overflows (monthly)	<1.5			2.33	0.67	1.58	0.67	1.75	1.1	1.33	1.23

Measure #4: Number of reportable injuries and accidents
--

Type

Effectiveness

Accomplishment Goal Supported

- Provide reliable service.
- Continuous improvement in the efficiency of our operations
- Anticipate change and be prepared for the future.

Definition

The number of Occupational Safety and Health Administration (OSHA) recordable incidents multiplied by 200,000 (# defined by OSHA as 100 employees working full-time for a year) divided by number of hours worked by all employees. Compare Recordable incident rate to standard industrial rate (SIR) for water and wastewater utilities.

Data Collection Method

Accident and near-miss reports.

Frequency

Annually.

Measured By

Safety Program Manager, Administrative Services Division.

Reporting

The Administrative Services Division will maintain an accident and near miss report on a monthly basis. Data will be compiled, summarized, and reported at the end of the year. Reportable incidence rates will appear mid-calendar year.

Used By

The Safety Manager, all Division Directors, and the General Manager will use the report to monitor and adjust working practices and focus training and attention to hazardous situations.

Results

	Goal	2023	2022	2021	2020	2019	2018	2017
Measure 4: Number of reportable injuries and accidents (annual)	<4.60	4.37	4.34	3.44	.858	4.08	7.1	4.45

Note: Bureau of Labor Statistics (BLS) will normally post the previous year's incidence rate during the months of June or July. AWWU falls within the utilities sector of electric power generation, transmission, and distribution; natural gas distribution; and water, sewer, and other systems.

Update - From the Bureau of Labor Statistics: **Important note on future data:** Beginning with the 2016 reference year, the Survey of Occupational Injuries, and Illnesses (SOII) will present a single release of national data on **November 9, 2017**. This release will include industry counts and rates along with case circumstances and worker characteristics for cases requiring days away from work. In previous years, these data were released separately. State data was released on November 28, 2017. A similar schedule will be followed in subsequent years.

Measure #5: Execution of Capital Improvement Budget
--

Type

Efficiency

Accomplishment Goal Supported

- Provide reliable service.
- Fiscal responsibility and transparency with utility finances.
- Rates that fairly reflect the cost of providing service and maintaining infrastructure
- Continuous improvement in the efficiency of our operations
- Anticipate change and be prepared for the future.

Definition

The ratio (as a percent) of capital project dollars expended through the fiscal year divided by the planned expenditure for the year as indicated in the approved Capital Improvement Budget.

Data Collection Method

Project Managers input % complete data and expected completion dates for each project named in the Capital Improvement Budget.

Frequency

Estimates of the completeness (% complete) of all ongoing projects will be reported through the AWWU Engineering Division Project Management group annually and with quarterly updates to yearly progress.

Measured By

The Engineering Division will keep track of this information using the ERP tracking and reporting system.

Reporting

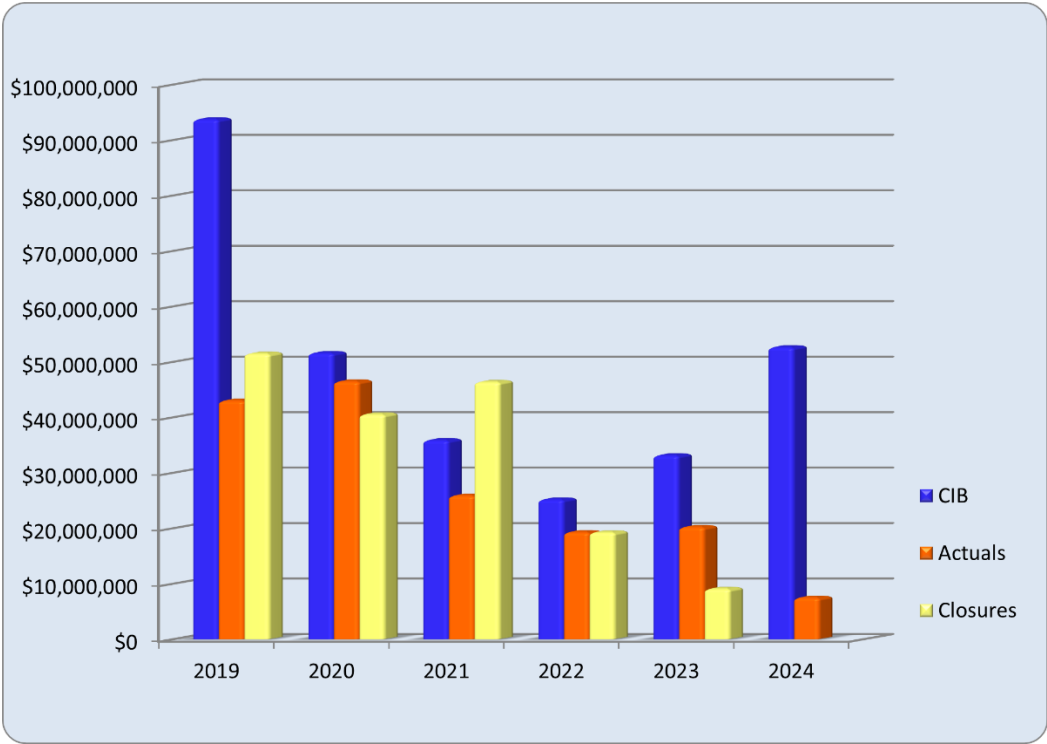
The information will be displayed numerically and graphically in monthly reports.

Used By

The Engineering Director and General Manager will use this data to gauge progress on use of capital project funds.

Results

	Goal	2024	Historical Information				
			2023	2022	2021	2020	2019
Measure 5: Execution of Capital Improvement Budget (annual)	75%	14%	61%	77%	72%	90%	46%



Budget, Expenditures, and Closures through June 2024

Measure #6: Debt to Equity Ratio

Type

Effectiveness

Accomplishment Goal Supported

- Fiscal responsibility and transparency with utility finances.
- Anticipate change and be prepared for the future.

Definition

The relative percentages of assets that are funded by debt and equity, respectively. The total of debt funding and equity funding equals 100%.

Data Collection Method

The calculation is performed by comparing debt and equity to assets annually.

Frequency

The measurement will be calculated annually upon completion of the Utility's audited financial statement.

Measured By

The Finance Division will calculate this ratio from financial statement data.

Reporting

The Finance Division manager will create and maintain an annual report. Trend information will be displayed in a table.

Used By

The information will be used by the Finance Division Director, General Manager, Board, and Administration to help evaluate debt financing levels.

Results

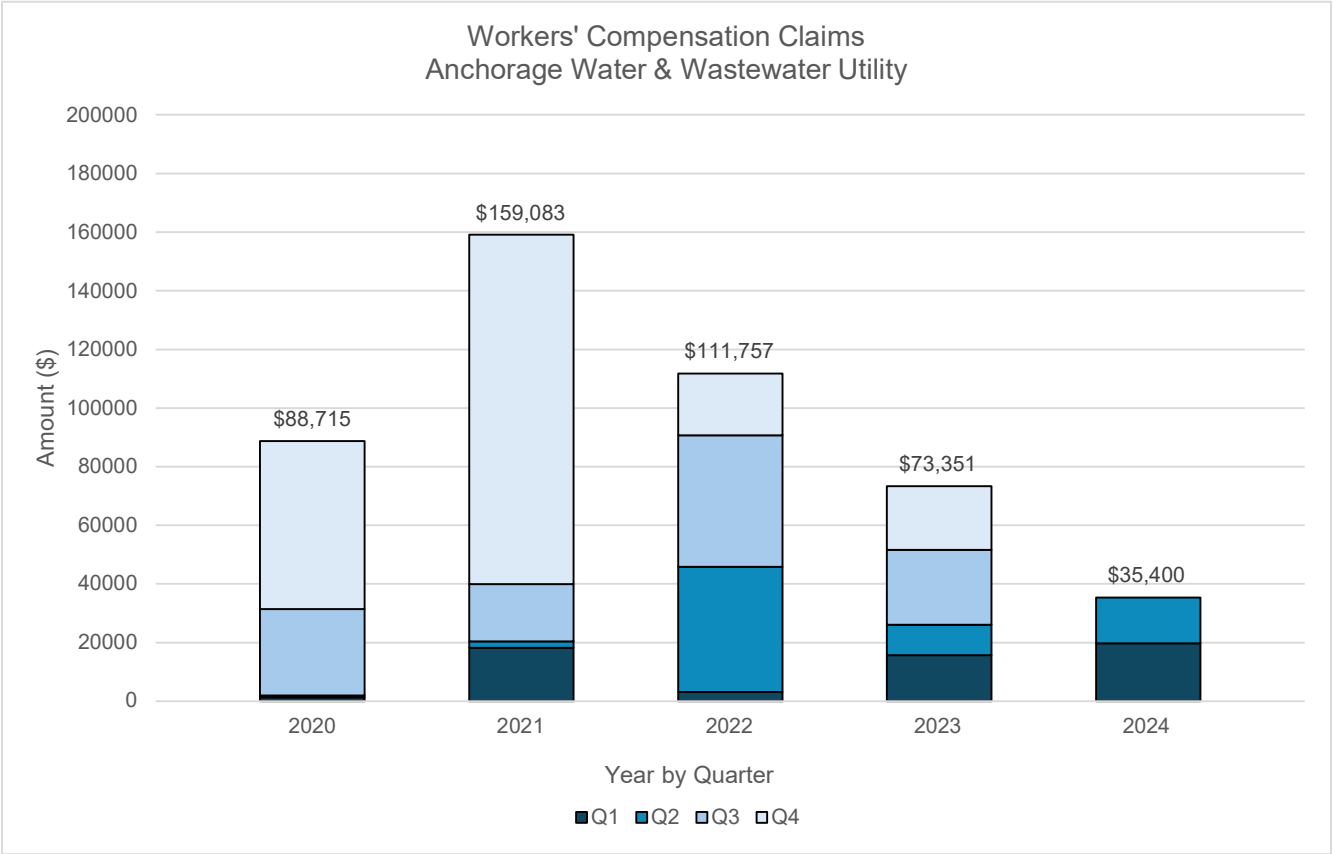
Measure 6: Debt to Equity Ratio (annual)	Goal	*2023	2022	2021	2020	2019	2018	2017
Water Utility	67/33		51/49	54/46	56/44	58/42	60/40	61/39
Wastewater Utility	67/33		56/44	60/40	63/37	64/36	65/35	64/36

* Fiscal year 2023 ratios are based on draft unaudited numbers.

PVR Measure WC: Managing Workers' Compensation Claims

Reducing job-related injuries is a priority for the Administration by ensuring safe work conditions and safe practices. By instilling safe work practices, we ensure not only the safety of our employees but reduce the potential for injuries and property damage to the public. The Municipality is self-insured and every injury poses a financial burden on the public and the injured worker's family. It just makes good sense to WORK SAFE.

Results are tracked by monitoring monthly reports issued by the Risk Management Division.



About Anchorage Water & Wastewater Utility

Anchorage Water Utility History

From the first intake of water at Lower Ship Creek, and a few miles of wood stave water lines downtown more than 100 years ago, Anchorage's public water utility has grown into an enterprise with a net plant in service of approximately \$554 million that delivers an average of 23 million gallons of water to customers each day. The original water system for Anchorage was installed by the Alaska Railroad in 1917. In 1921, the City purchased the water system and associated water rights from the Alaska Engineering Commission. As the City expanded by annexation, the water system was extended into new areas and independent water systems previously serving the annexed areas were acquired by the City. A 2.6-mile raw water line to Ship Creek was built in 1980 to replace an earlier raw water main originally constructed in 1962 for the Ship Creek Water Treatment Facility (WTF). In the 1950's, an aqueduct was drilled through the mountains north of Anchorage to supply water from Eklutna Lake to the Eklutna hydroelectric power plant along the Knik River. In 1985, the Anchorage Water & Wastewater Utility (AWWU) tapped this aqueduct and connected a 7.8-mile-long transmission main (intake portal) to provide water from Eklutna Lake to the Eklutna Water Treatment Facility. A 22-mile-long water transmission main was constructed to distribute the treated water from Eklutna to Chugiak, Eagle River, and on into Anchorage.

Anchorage Sewer Utility History

The Alaska Engineering Commission first installed sewers in downtown Anchorage in 1916 along the lower bluff near the Alaska Railroad Depot. As Anchorage grew, construction of sewers continued and by the end of World War II, sewers were available in much of the area between Ship Creek and Chester Creek, west of Cordova Street. The Greater Anchorage Area Borough (GAAB) was created in 1964 and was granted area wide sewer authority. The last major private sewer utility was acquired by the GAAB in 1972. Investment by the GAAB in the 1970's constructed the J.M. Asplund Wastewater Treatment Facility (WWTF) for Anchorage, the Girdwood Wastewater Treatment Facility and the Eagle River Wastewater Treatment Facility. The wastewater utility is now owned and governed by the Municipality of Anchorage after unification of the City of Anchorage and the GAAB on September 15, 1975. The rivers, creeks, and inlets downstream from Anchorage's wastewater treatment facilities are not adversely impacted by treated effluent, which is AWWU's principal measure of success. The Anchorage community benefits from the superior operation of the three wastewater treatment plants that serve its growing population. Anchorage's public wastewater utility has grown into an enterprise with a net plant in service of approximately \$420 million, treating an average of 32 million gallons of effluent each day.

Governance

AWWU has a seven-member Board of Directors as codified in Anchorage Municipal Code section 4.80.020. The Board is appointed by the Mayor to staggered 3-year terms, with nominees subject to the approval of the Anchorage Assembly. The Board, by code, makes recommendations to the Mayor, establishes procedures for customer complaints, and recommends changes in code to the Assembly that the Board deems necessary or desirable for the efficient operation of the Utility or for the benefit of its customers. The authority for operation and management of the Utility is under the control of the Mayor. The Board members are very experienced professionals in the fields of law, finance/accounting, engineering, and public health, in addition to 2 at-large citizen members and 1 represented AWWU employee. Regular meetings are held monthly and are open to the public. Board meetings focus on Utility operations and highlights.

Economic Regulation and Accounting

Since 1970, both the Anchorage Water Utility (AWU) and the Anchorage Wastewater Utility (ASU) have been regulated by the Alaska Public Utilities Commission, which was renamed the Regulatory Commission of Alaska (RCA) on July 1, 1999. AWU and ASU each hold a Certificate of Public Convenience and Necessity for serving portions of the Anchorage Bowl, Eagle River and Girdwood. The RCA must approve all rates and tariffs prior to implementation. They also regulate service areas and service quality. The RCA is composed of five members appointed to six-year staggered terms by the Governor of the State of Alaska and confirmed by the State Legislature.

AWWU is an Enterprise Fund. Enterprise Funds are used to account for operations where costs of providing services to the general public on a continuing basis are financed or recovered primarily through user charges or where the governing body has decided that periodic determination of revenues earned, expenses incurred, and/or change in net assets is appropriate for capital maintenance, public policy, management control, accountability or other purposes.

AWWU applies all applicable provisions of the Governmental Accounting Standards Board which has authority for setting accounting standards for governmental entities. The accounting records of the Utility conform to the Uniform System of Accounts prescribed by the National Association of Regulatory Utility Commissioners. The accrual basis of accounting is used for Enterprise Funds. Revenues are recognized in the accounting period in which they are earned and become measurable. Expenses are recognized in the period incurred, if measurable.

AWWU's audited financial statements are available at [Financial Statements | Anchorage Water and Wastewater Utility \(awwu.biz\)](https://www.awwu.biz)

Environmental Regulation

AWU's activities are dictated by a wide variety of environmental regulations administered by the Environmental Protection Agency (EPA) and the Alaska Department of Environmental Conservation (ADEC). Potable water produced by AWU must comply with the regulations promulgated under the Safe Drinking Water Act (SDWA). The SDWA is the main federal law governing the quality of drinking water in the United States. The ADEC has authority (primacy) to administer the SDWA regulations for the EPA. The SDWA sets standards for the chemical and microbial quality of drinking water and establishes requirements for informing the public.

ASU's activities are also dictated by a wide variety of environmental regulations administered by the EPA and the ADEC. All wastewater discharges must comply with the regulations promulgated under the Clean Water Act (CWA). The CWA is the main federal law governing discharges into the waters of the United States. The CWA requires that each treatment facility have a unique National Pollution Discharge Elimination System (NPDES) permit that specifies the discharge limits from each facility for a wide variety of chemical and biological constituents. The ADEC has authority (primacy) to issue and administer the NPDES permits for ASU's Eagle River and Girdwood WWTFs. Authority to issue and administer the 301(h) modification for the Asplund WWTF has been retained by EPA, due to the special conditions of this discharge as outlined in section 301(h) of the CWA. In addition to the CWA laws, ASU's sewage sludge incinerator must also comply with the provisions specified in Title V of the Clean Air Act (CAA). ADEC has primacy for the CAA and administers the permit for EPA.

Failure to comply with the regulations promulgated under the SDWA, CWA and CAA can result in fines and/or compliance orders and criminal charges.

Physical Plant

The John M. Asplund WWTF is one of the few facilities in the nation operating as a primary treatment facility under Section 301(h) of the Clean Water Act. The primary treatment provided by this facility removes up to 46% of the biological oxygen demand and 80% of the solids from the influent wastewater meeting the criteria necessary for discharge to the marine waters of Cook Inlet.

The smaller Eagle River WWTF and Girdwood WWTF provide advanced secondary treatment prior to discharge to Eagle River and Glacier Creek, respectively. These facilities remove up to 99% of the pollutants from the incoming wastewater prior to discharge.

In 2023, the Asplund WWTF treated an average of 30.72 million gallons per day (mgd). The Eagle River WWTF treated an average 1.40 mgd and the Girdwood WWTF treated an average 0.40 mgd. The three facilities have a combined design capacity of 61.1 mgd. The wastewater collection system has approximately 765 miles of pipes.

The Asplund Facility, built in 1972, is Alaska's largest wastewater treatment plant. As wastewater treatment technology and the demands of community growth have developed over the last two decades, utility operators and engineers have kept pace. The Asplund plant underwent major renovations in 1982 and expanded and upgraded again in 1989.

A facilities plan update was prepared in 1999. The 1999 facilities plan evaluated the existing condition of the Asplund facility and identified improvements necessary to meet the future needs of the community. The facilities plan identified over \$40 million worth of improvements to the solids handling, headworks, administration, laboratory, incineration, thickening processes and control and power systems. AWWU undertook a majority of the recommended Asplund projects. These projects, along with careful operation, have made Asplund a modern, state-of-the-art treatment facility. In 2014, an updated facilities plan was prepared for Asplund. The plan recommended over \$17M of additional investment in Asplund over ten years' time to rehabilitate and maintain aging infrastructure. A significant portion of those recommendations have been completed since 2014. ASU continues to maintain its smaller treatment plants. Additional projects at Eagle River and Girdwood are underway, all designed to replace, rehabilitate, and provide for the near-term needs of the areas being serviced.

AWU's three sources of water are Eklutna Lake, Ship Creek and groundwater accessed through a system of wells in the Northern Communities, the Anchorage Bowl, and Girdwood Valley. Eklutna Water Treatment Facility and the wells which supply Girdwood are operated year-round and serve as the primary supply sources for the two water systems. The Ship Creek Water Treatment Facility and the remainder of water wells are used to augment the primary water supply as well as provide redundancy to the Eklutna source for Eagle River and the Anchorage Bowl.

Of these sources, the Eklutna WTF now provides, on average, 92 percent of total water production for the Northern Communities and the Anchorage Bowl. In Girdwood, where system demand constitutes less than 2 percent of AWWU's total water production, all water produced and distributed is from two wells.

Projects to maintain the surface water plants and AWU wells are on-going. The purpose of these projects is multiple fold: to rehabilitate and upgrade facilities where equipment has reached the end of its useful life; to automate and increase operational efficiency of facilities; to increase yield from existing well sites; and to meet stricter federal and state regulations regarding water quality.

Visit the AWWU website at: <https://www.awwu.biz/>

Anchorage Water & Wastewater Utility Highlights and Future Events

Infrastructure Resiliency

With the uncertainty of national economic conditions, the utility is seeing a positive return on several key efforts that increase our service resiliency such as efficient treatment process upgrades at Asplund Wastewater Treatment Facility and Utility Asset Management Software. In 2021 Asplund Wastewater Treatment plant increased the storage capabilities from 13,500 gallons to 53,300 gallons for the chemical sodium hypochlorite produced at the facility. The increased storage of the chemical largely eliminated the need for purchase of the chemical, meaning the utility is less susceptible to supply chain concerns.

In addition, AWWU has increased the integration and capacity of asset management analyses and planning with our operational and capital efforts. The increased investment in programmatic condition assessment of the water and sewer systems provides up-to-date status of equipment and components allowing for analyses in the Utility's Asset Management Information System (AMIS). This AMIS software checks the condition of assets against the asset management policies of the utility to replace or rehabilitate assets on a risk and needs basis, as opposed to age. This enhanced data capture and analyses extends the life of capital assets, in consideration of operational offsets.

Inflation

Inflation has affected the utility in many areas, but particularly chemicals, fuel, and utilities.

Staffing

As is happening at a national level, finding qualified applicants has been a challenge to the utility. This has caused delays in needed activities such as preventative maintenance potentially costing the utility more money in the future. AWWU is continuing to work with the Municipal Administration to recruit and retain qualified employees.

Supply Chain

Some pumps, motors, electrical and instrumentation equipment, and other items have been a challenge to receive due to global supply chain issues.

Federal Infrastructure Loans and Grants

Congress has authorized infrastructure grants/loans throughout the nation. Much has been targeted toward Water and Wastewater Utilities. Most of these funds will run through the State's Revolving Loan program administered by the Alaska Department of Environmental Compliance. By the current definition of "Disadvantaged Community," AWWU does not qualify for grants or loan forgiveness. AWWU is in ongoing discussions with the State of Alaska to qualify for grant and loan forgiveness.

Cybersecurity

The utility industry and AWWU have been declared critical infrastructure and will likely continue to endure cybersecurity threats for the foreseeable future. AWWU has been proactive in planning and implementing measures to prevent, protect, and mitigate any current potential threat. In 2023 and beyond this will require AWWU to continue to acquire and implement the necessary goods and services required to maintain the utility's cybersecurity. The utility will look for and identify one-time opportunities aligned with the utility's implementation of cybersecurity as well as monitor and identify any reoccurring cybersecurity expense that may

qualify for special funding. AWWU has recently engaged the federal Cybersecurity & Infrastructure Security Agency to conduct both physical and cybersecurity audits for AWWU's systems. The intent is to identify and resolve physical or cybersecurity vulnerabilities.

Rate Increases Requested and Approved

	Calculated Rate Increases		Requested Permanent Rate Increases		Approved Rate Increases		Comments
	AWU	ASU	AWU	ASU	AWU	ASU	
2005	7.20%	6.80%	7.20%	6.80%	7.80%	3.00%	
2006	12.40%	15.00%	8.90%	10.60%	6.50%	10.60%	
2007	15.00%	17.80%	14.50%	13.00%	7.00%	9.50%	
2008	-	-	-	-	-	-	
2009	8.70%	8.00%	7.00%	6.50%	5.60%	6.50%	
2010	7.00%	9.50%	2.50%	2.50%	2.50%	2.50%	
2011	18.50%	26.20%	8.00%	15.00%	8.00%	15.00%	
2012	13.00%	16.60%	6.00%	11.00%	6.00%	11.00%	
2013	9.10%	6.80%	6.00%	4.50%	6.00%	4.50%	
2014	5.60%	6.70%	4.00%	5.50%	2.30%	4.30%	
2015	-	-	-	-	-	-	
2016	-	-	-	-	-	-	
2017	-	11.90%	-	9.50%	-	9.50%	
2018	4.50%	4.20%	3.00%	2.50%	3.00%	1.00%	
2019	8.30%	10.50%	7.00%	9.50%	6.50%	6.90%	
2020	-	-	-	-	-	-	
2021	4.86%	11.67%	2.00%	8.00%	2.00%	8.00%	
2022	5.29%	4.59%	1.75%	3.75%	1.75%	3.75%	
2023	-	-	-	-	-	-	AWWU filed Plant Replacement Improvement Surcharge Mechanism (PRISM) rates of 1.85% for AWU and 0.81% for ASU. PRISM was approved by Regulatory Commission as filed.
2024	10.07%	3.67%	6.30%	3.00%	TBD	TBD	AWWU filed to implement an across-the-board rate increase of 6.30% for AWU and 3.00% for ASU. Notably, when accounting for the removal of the Plant Replacement Improvement Surcharge Mechanism (PRISM) surcharge and the anticipated delay in implementing these proposed rates, the overall proposed annualized blended rate increase for the two Utilities in 2024 is 3.00%.
2025	TBD	TBD	TBD	TBD	TBD	TBD	Rate case not yet filed, calculated rate increases are still in process, pending completion of audited 2023 financial statements and revenue requirement study work.

To improve its debt position, AWWU must continue to request reasonable rates while controlling expenses. The budget provided in this package provides just such a balance.

*The Plant Replacement and Improvement Surcharge Mechanism (PRISM) is an alternative rate recovery mechanism permitted under Alaska state regulations pursuant to 3 AAC 52.800 through 3 AAC 52.890. Water and wastewater utilities are permitted to implement a surcharge to recover eligible capital costs completed and placed in service between general rate cases (Revenue Requirement Studies). PRISM rates are reset to 0% when a Revenue Requirement Study impacting service rates is filed with the Regulatory Commission of Alaska.

Anchorage Water & Wastewater Utility External Impacts

Wastewater Treatment Facilities Discharge Permits

The State of Alaska Department of Environmental Conservation (ADEC) assumed authority for permitting wastewater discharges for the Girdwood and Eagle River Wastewater Treatment Facilities (WWTF) in November 2008. The Girdwood WWTF permit has been administratively extended by ADEC and continues to be effective and enforceable until a new permit is issued. The Eagle River WWTF permit was reissued by ADEC in 2020 and is valid for at least five years. AWWU has submitted a timely application to renew the ADEC permit for the Eagle River WWTF.

Authorization of discharge into marine waters from the Asplund WWTF remains under the auspices of the U.S. Environmental Protection Agency (EPA). The EPA is currently evaluating the Utility's application for reauthorization of the permit allowing only primary treatment, in accordance with criteria set out in Section 301(h) of the Clean Water Act. Subsequent to the agency's determination that the Asplund discharge meets the 301(h) criteria, EPA will consult with the National Marine Fisheries Service (NMFS) on the effects of the permit reauthorization on endangered species (i.e., the Cook Inlet beluga whale). If NMFS finds that the discharge reauthorization is likely to jeopardize continued existence of the species or adversely modify critical habitat, NMFS may impose conditions on the permit to mitigate the effects on the species. AWWU is working with the EPA on permit renewal with ongoing efforts including additional data collection, mixing zone study, and other efforts to support the permit renewal.

Infrastructure

The infrastructure required to provide reliable water and sewer service requires continual annual capital investments to maintain expected service levels and prudently mitigate long term risk. Anchorage Water and Wastewater Utility (AWWU) continuously evaluates Anchorage Water Utility and Anchorage Sewer Utility assets using industry standard best management practices through our asset management program which identifies the need for specific capital projects. In this program, AWWU performs extensive condition assessment monitoring and evaluation using both AWWU staff and specialized contractors. This work culminates in business case analyses that best determine solutions offering the lowest overall life cycle costs.

The November 2018 earthquake was an empirical data point that exhibited the benefit of successful strategic investments made by AWWU over the last decade. While the earthquake did cause significant damage to AWWU systems, operations staff were able to maintain uninterrupted and reliable water and wastewater services through that catastrophic event. As such, AWWU has begun to modestly scale back capital investment.

Per- and Poly-Fluoroalkyl Substances (PFAS)

PFAS are known as forever chemicals and have been identified as a public health and environmental issue facing communities across the United States. PFAS have been manufactured and used in a variety of industries in the United States and around the globe since the 1940s, and they are still being used today. Because of the duration and breadth of use, PFAS can be found in surface water, groundwater, soil, and air—from remote rural areas to densely-populated urban centers. A growing body of scientific evidence shows that exposure at certain levels to specific PFAS can adversely impact human health and other living things. Standards have not been fully developed but may be an issue for AWWU into the future. Tests to date show a low amount in the wastewater. Tests to date of AWWU's surface water treatment facilities do not detect these compounds. Tests to date of all AWWU high production

groundwater wells detected measurable quantities of these compounds in three wells in the Anchorage Bowl. Test results from two of the three wells are below the proposed drinking water standard and one exceeds the proposed drinking water standards. AWWU has implemented management controls on these three wells; completely removing from service the well with PFAS quantities above the proposed drinking water standard.

Anchorage Water & Wastewater Utility Capital Overview

Capital Project Selection Process

Anchorage Water and Wastewater Utility (AWWU) continuously evaluates Anchorage Water Utility (AWU) and Anchorage Sewer Utility (ASU) assets using industry standard best management practices which identify the need for capital projects. As assets age and deteriorate over time they become problematic and either disproportionately lower customer levels of service, have disproportionately high operations and maintenance cost, or increase risk liability. Capital project expenditures address one or more of these issues. The typical origin of capital projects is from facility plans, asset management plans, master plans, or day to day operations. AWWU has the following types of capital projects:

- Water Treatment Facility Plant
- Water Transmission or Distribution
- Sewer Trunk or Collection System
- Wastewater Treatment Facility Plant
- Other Facilities and Plant not directly involved:
 - The treatment of raw water or delivery of finished water
 - The collection or treatment of sanitary sewer
- Miscellaneous Equipment (non-dedicated to a specific facility or location)
- Facility Plans and Master Plans
- Information Technology Hardware and Software
- Vehicles

For an issue of concern, not previously identified, to become a capital project listed above, AWWU develops a Business Case Evaluation (BCE) which summarizes the concern, identifies alternative solutions, and calculates the risk matrix score. AWWU uses a standardized risk matrix to score different aspects of potential projects like safety, security, criticality, customer needs, maintenance requirements, and financial benefit. The matrix score produces a risk number so projects in different categories can be compared (i.e., Water Treatment Facility Plant project vs. Information Technology Hardware and Software project). AWWU takes these justification documents (BCE and matrix score) and in conjunction with the long-range financial plan, selects which capital projects to move forward and schedules them within the 6-year Capital Improvement Program.

Significant Projects

Water Treatment Facility Plant Projects include improvements and equipment for the Eklutna Water Treatment Facility, Ship Creek Water Treatment Facility, and any source water improvements including wells or well sites.

Wastewater Treatment Facility Plant Projects include improvements and equipment for the Eagle River Wastewater Treatment Facility, Asplund Wastewater Treatment Facility, Girdwood Wastewater Treatment Facility, and Septage Receiving Stations.

Water Transmission and Distribution System Projects are any improvements to the pipe network of the distribution system from Eklutna Lake to Potter Valley in Anchorage and the distribution system in Girdwood.

Sewer Collection System Projects are any improvements to the pipe network of the sanitary sewer collection systems in Eagle River, Anchorage, and Girdwood.

Sewer Pumping Plant Projects are any improvements to the sanitary sewer pumping facilities in Eagle River, Anchorage, and Girdwood.

For both AWU and ASU, general and intangible plant improvements are broken into the following projects:

- Facility and Master Plans
- Information Technology Hardware and Software
- Other Plant and Facilities include improvements to those facilities not directly associated with:
 - The treatment of raw water or delivery of finished water
 - The collection or treatment of sanitary sewer
- Miscellaneous Equipment (non-dedicated to a specific facility or location)
- Vehicles

A portion of annual capital funding is reserved for unplanned projects in any of the aforementioned categories and unanticipated coordination due to unplanned projects of agencies such as the Alaska Department of Transportation and Public Facilities or MOA Project Management and Engineering.

Impacts on Future Operating Budgets

One of the overarching goals of AWWU is to balance the ratepayer's expected level of service while maintaining reasonable rates. Rates are a function of both capital spend and annual operating expenses. One of the intents, among many, of the Capital Program is to decrease long term operating expenses. Other objectives of the Capital Program, such as risk mitigation, level of service adjustment, and parity replacement of existing infrastructure do not materially impact future operating budgets. The balance between current capital spend and future operating budgets is a function of AWWU's long-range financial plan that identifies the available capital funding in consideration of anticipated operational costs. AWWU's project selection process prioritizes the greatest operational cost savings for the ratepayers given prudent utility industry practices.

Anchorage Water Utility
8 Year Summary
(\$ in thousands)

Financial Overview	2023 Actuals Unaudited	2024 Proforma	2025 Proposed	2026	2027	2028	2029	2030
	Forecast							
Revenues	72,679	74,090	77,686	80,235	84,895	88,275	91,665	94,985
Expenses and Transfers ⁽¹⁾	57,481	61,045	65,964	68,798	72,543	76,453	79,043	82,013
Net Income (Loss)	15,198	13,045	11,722	11,437	12,352	11,822	12,622	12,972
Charges by/to Other Departments	2,184	2,490	2,655	2,730	2,893	3,067	3,251	3,446
Municipal Enterprise/Utility Service Assessment	9,232	9,110	9,314	10,320	11,160	12,100	12,800	13,450
Dividend to General Government	1,500	1,500	2,500	1,000	1,000	1,000	1,000	1,000
Transfers to General Government ⁽²⁾	12,916	13,100	14,469	14,050	15,053	16,167	17,051	17,896
Operating Cash	34,143	29,443	21,038	15,451	13,074	13,961	15,530	17,152
Construction Cash Pool	18,933	26,868	26,614	26,349	25,969	25,889	25,704	27,998
Restricted Cash	8,517	11,500	13,000	13,000	13,000	13,000	13,000	13,000
Total Cash	61,593	67,811	60,652	54,800	52,043	52,850	54,234	58,150
Net Position/Equity 12/31	231,203	244,313	255,631	267,068	279,420	291,242	303,863	316,835
Capital Assets Beginning Balance	567,953	553,689	557,533	572,408	588,273	590,123	585,143	581,918
Asset Additions Placed in Service	7,319	22,761	34,554	36,065	22,680	16,380	18,485	20,606
Assets Retired	(990)	(3,800)	(3,600)	(3,600)	(3,600)	(3,600)	(3,600)	(3,600)
Change Depreciation (Increase)/Decrease	(20,593)	(15,117)	(16,079)	(16,600)	(17,230)	(17,760)	(18,110)	(19,220)
Net Capital Assets (12/31)	553,689	557,533	572,408	588,273	590,123	585,143	581,918	579,704
Equity Funding Available for Capital	14,000	12,000	12,000	12,000	9,000	6,000	6,000	8,000
Debt								
New Debt - Bonds ⁽³⁾	-	-	-	-	-	-	-	-
New Debt - Loans or Other	-	15,896	19,500	21,000	10,500	7,500	9,500	12,100
Total Outstanding LT Debt	205,019	204,811	204,717	205,138	193,797	179,800	167,413	158,309
Total Annual Debt Service Payment	22,132	21,353	24,921	26,012	27,319	26,880	27,047	26,046
Debt Service Requirement	1.15	1.15	1.15	1.15	1.15	1.15	1.15	1.15
Debt Service Coverage (Bond)	3.05	2,396.00	2.91	2.86	3.07	3.23	3.33	3.42
Debt Service Coverage (Total)	1.58	1.51	1.26	1.21	1.23	1.27	1.29	1.37
Debt/Equity Ratio	47 / 53	46 / 54	44 / 56	43 / 57	41 / 59	38 / 62	36 / 64	33 / 67
Rate Change Percent	1.85%	3.00%	4.50%	6.50%	5.75%	4.00%	3.75%	3.50%
Single Family Rate (\$)	59.45	62.15	64.95	69.17	73.15	76.07	78.92	81.69
Statistical/Performance Trends								
Number of Accounts	56,700	56,796	56,893	56,990	57,087	57,184	57,281	57,378
Average Treatment (MGD)	22.0	22.0	22.1	22.1	22.1	22.2	22.2	22.3
Miles of Water Lines	851	852	854	855	857	858	860	861
Number of Public Hydrants	6,116	6,126	6,137	6,147	6,158	6,168	6,179	6,189

⁽¹⁾ Expenses shown include all transfers to General Government and all non-cash items: depreciation (including depreciation on assets purchased with grant funds) and amortization activities.

⁽²⁾ Included in total expenses calculated in Net Income.

⁽³⁾ 2022 Bond Issue will pay off existing short-term borrowing program debt, no new proceeds are anticipated

Millions Gallons/Day (MGD)

Anchorage Water Utility Statement of Revenues and Expenses

	2023 Actuals Unaudited	2024 Proforma	\$ Change	2024 Revised	\$ Change	2025 Proposed	25 v 24 % Change
Operating Revenue							
Residential Sales	46,397,306	48,992,000	1,008,000	50,000,000	1,500,000	51,500,000	3.00%
Commercial Sales	15,351,075	16,281,000	(181,000)	16,100,000	1,000,000	17,100,000	6.21%
Public Authority Sales	4,250,358	4,487,000	13,000	4,500,000	200,000	4,700,000	4.44%
Miscellaneous	2,587,073	1,688,700	(188,700)	1,500,000	384,700	1,884,700	25.65%
Total Operating Revenue	68,585,812	71,448,700	651,300	72,100,000	3,084,700	75,184,700	4.28%
Non Operating Revenue							
Investment Income	4,066,855	2,640,597	5,453	2,646,050	(149,000)	2,497,050	-5.63%
Other Income	26,356	426	4,574	5,000	-	5,000	0.00%
Total Non Operating Revenue	4,093,211	2,641,023	10,027	2,651,050	(149,000)	2,502,050	-5.62%
Total Revenue	72,679,023	74,089,723	661,327	74,751,050	2,935,700	77,686,750	3.93%
Operating Expense							
Salaries and Benefits	17,374,936	19,053,997	964,873	20,018,870	2,017,822	22,036,692	10.08%
Overtime	989,832	1,417,873	(964,873)	453,000	-	453,000	0.00%
Total Labor	18,364,768	20,471,870	-	20,471,870	2,017,822	22,489,692	9.86%
Supplies	2,109,846	2,766,765	(563,195)	2,203,570	572,505	2,776,075	25.98%
Travel	61,741	83,346	13,354	96,700	30,800	127,500	31.85%
Contractual/Other Services	7,297,608	7,854,893	563,195	8,418,088	954,162	9,372,250	11.33%
Dividend to General Government	1,500,000	1,500,000	4,100,000	5,600,000	(3,100,000)	2,500,000	-55.36%
Manageable Direct Cost Total	10,969,194	12,205,004	4,113,354	16,318,358	(1,542,533)	14,775,825	-9.45%
Municipal Enterprise/Utility Service Assessment	9,232,018	9,109,864	(586,545)	8,523,319	790,897	9,314,216	9.28%
Depreciation/Amortization	12,838,172	12,080,141	79,574	12,159,715	520,711	12,680,426	4.28%
Non-Manageable Direct Cost Total	22,070,190	21,190,005	(506,971)	20,683,034	1,311,608	21,994,642	6.34%
Charges by/to Other Departments	2,183,776	2,490,179	22,764	2,512,943	141,865	2,654,808	5.65%
Intradepartmental Overheads	(1,109,997)	(699,709)	243,100	(456,609)	(306,073)	(762,682)	67.03%
Total Operating Expense	52,477,931	55,657,349	3,872,247	59,529,596	1,622,689	61,152,285	2.73%
Non Operating Expense							
Amortization of Debt Expense	(918,033)	(915,096)	-	(915,096)	29,196	(885,900)	-3.19%
Debt Issuance Costs	-	-	100,000	100,000	-	100,000	0.00%
Interest on Bonded Debt	4,958,222	4,950,000	-	4,950,000	(475,000)	4,475,000	-9.60%
Interest on Loans	1,427,143	1,850,000	-	1,850,000	(230,000)	1,620,000	-12.43%
Interest During Construction (AFUDC)	(467,090)	(500,000)	(200,000)	(700,000)	200,000	(500,000)	-28.57%
Lease Principle/Interest Expense	2,896	2,900	-	2,900	-	2,900	0.00%
Total Non Operating Expense	5,003,138	5,387,804	(100,000)	5,287,804	(475,804)	4,812,000	-9.00%
Total Expense	57,481,070	61,045,153	3,772,247	64,817,400	1,146,885	65,964,285	1.77%
Net Income (Loss)	15,197,954	13,044,570	(3,110,920)	9,933,650	1,788,815	11,722,465	18.01%
Appropriation:							
Total Expense		59,039,057	64,817,400	64,817,400	6,925,228	65,964,285	1.77%
Less: Non Cash Items							
Depreciation/Amortization		12,080,141	79,574	12,159,715	520,711	12,680,426	4.28%
Amortization of Debt Expense		(915,096)	-	(915,096)	29,196	(885,900)	-3.19%
Interest During Construction (AFUDC)		(500,000)	(200,000)	(700,000)	200,000	(500,000)	-28.57%
Total Non-Cash		10,665,045	(120,426)	10,544,619	749,907	11,294,526	7.11%
Amount to be Appropriated (Function Cost/Cash Expense)		48,374,012	5,898,769	54,272,781	396,978	54,669,759	0.73%

Anchorage Water Utility Reconciliation from 2024 Revised Budget to 2025 Proposed Budget

	Expenses	Positions		
		FT	PT	Temp/ Seas
2024 Revised Budget (Appropriation)	54,272,781	144	1	1
2024 One-Time Requirements				
Reverse - One-Time 2024 1Q - \$1K 2024 retention bonus for all NON Rep Employees	(52,000)	-	-	-
Transfers by/to Other Departments				
- Charges by Other Departments	141,865	-	-	-
- Intra Departmental Overhead Charges	(306,073)	-	-	-
- Municipal Utility Service Assessment (MUSA)	790,897	-	-	-
- Dividend	(3,100,000)	-	-	-
Debt Service Charges				
- Amortization of Debt Expense	29,196	-	-	-
- Interest on Bonded Debt	(475,000)	-	-	-
- Interest on Loans	(230,000)	-	-	-
- Interest During Construction	200,000	-	-	-
Changes in Existing Programs/Funding for 2025				
- Salaries and benefits adjustments	711,987	-	-	-
- Professional Services	462,975	-	-	-
- Supplies	507,065	-	-	-
2025 Continuation Level	52,953,693	144	1	1
2025 Proposed Budget Changes				
- New GIS Analyst, Grade 16, Full-Time	86,000	1	-	-
- New Collection/Distribution Operator, Grade 21, Full-Time	63,000	1	-	-
- Two (2) New Fleet Journeyman Technicians, Grade 21, Full-Time	126,000	2	-	-
- New Carpenter Craftsman, Grade 21, Full-Time	63,000	1	-	-
- New Principal Accountant, Grade 16, Full-Time	86,000	1	-	-
- New Customer Service Representative Trainer, Grade 14, Full-time	60,000	1	-	-
- Five (5) Interns, Part-Time/Temporary	150,000	-	-	5
- Fund filled Assistant General Manager position, Full-Time	130,000	1	-	-
- Replace Administrative Assistant, Grade 9 with Administrative Officer, Grade 15	70,000	-	-	-
- Replace Accountant, Grade 13 with SAP Functional Analyst, Grade 16	31,310	-	-	-
- Replace Junior Administrative Officer, Grade 12 with Lead Payroll/Accounts Payable, Grade 14	11,685	-	-	-
- Various upgrades for retention	428,840	-	-	-
- Chemicals	81,650	-	-	-
- Depreciation	520,711	-	-	-
- Insurance	28,475	-	-	-
- Travel	30,800	-	-	-
- Utilities	440,110	-	-	-
2025 Proposed Budget	55,361,274	152	1	6
2025 Budget Adjustment for Accounting Transactions (Appropriation)				
- Amortization of Debt Expense	29,196	-	-	-
- Depreciation	(520,711)	-	-	-
- Interest During Construction	(200,000)	-	-	-
2025 Proposed Budget (Appropriation)	54,669,759	152	1	6
Position count is for both Water and Wastewater utilities, FTE shows allocation of the positions to this utility.		2025 Proposed FTE		
		147.68	0.25	4.07

Anchorage Water Utility 2025 Capital Improvement Budget

(in thousands)

Projects	Debt	State	Federal	Equity	Total
475 Loop Conversion	800	-	-	-	800
Alaska Department of Transportation-MOA Emergency	-	-	-	1,000	1,000
Bragaw 16th Debarr Water Upgrade	800	-	-	-	800
Comprehensive Lock and Key Upgrade	250	-	-	-	250
Controlnet to Ethernet Migration	-	-	-	320	320
Customer Information System Replacement	-	-	-	2,500	2,500
Eklutna Lake Water Rights	500	-	-	-	500
Eklutna Water Transmission Main Valve Vault Rehabilitation Phase II	2,000	-	-	-	2,000
Eklutna Water Treatment Facility Motor Control Center Upgrade	-	-	-	2,500	2,500
Eklutna Water Treatment Facility Process Improvements	6,000	-	-	-	6,000
Eklutna Water Treatment Facility Supervisory Control and Data Acquisition Backbone/Fire Improvements	2,200	-	-	-	2,200
Facility Equipment	-	-	-	1,000	1,000
Facility Plant	-	-	-	1,000	1,000
Girdwood Water Distribution System Upgrade	-	-	-	4,000	4,000
Girdwood Well Rehabilitation	-	-	-	6,000	6,000
Glenn Square Pressure Regulating Valve Facility	2,012	-	-	-	2,012
Headquarters Lighting Upgrades	-	-	-	400	400
Heavy Rolling Stock	-	-	-	750	750
High Pressure Hydrants Underground Pressure Regulating Valves	1,000	-	-	-	1,000
Hydraulic Model Upgrades	-	-	-	50	50
Information Technology Administrative Systems WTR Pool	-	-	-	65	65
Information Technology Infrastructure	-	-	-	300	300
Information Technology Operational Systems	-	-	-	15	15
Iowa Hydrant Replacement	100	-	-	-	100
Kirby Place Water Service	250	-	-	-	250
Pressure Regulating Valve Rock Catchers	450	-	-	550	1,000
Safety Improvements WTR	-	-	-	100	100
Strategic Pressure Initiative Miscellaneous Pressure Regulating Valves Replacement	300	-	-	-	300
Supervisory Control and Data Acquisition Network Improvements	-	-	-	300	300
Supervisory Control and Data Acquisition Network Segmentation	-	-	-	250	250
Supplemental Water Supply and Storage	1,000	-	-	-	1,000
Vehicles	-	-	-	500	500
Water Meter Upgrades	-	-	-	400	400
West 43rd Aero Constellation Water Rehabilitation	1,200	-	-	-	1,200
Total	18,862	-	-	22,000	40,862

Anchorage Water Utility 2025 - 2030 Capital Improvement Program

(in thousands)

Projects	Year	Debt	State	Federal	Equity	Total
ADOT-MOA Emergency						
Alaska Department of Transportation-MOA Emergency	2025	-	-	-	1,000	1,000
	2026	1,000	-	-	-	1,000
	2027	1,000	-	-	-	1,000
	2028	1,000	-	-	-	1,000
	2029	1,000	-	-	-	1,000
	2030	135	-	-	865	1,000
		4,135	-	-	1,865	6,000
Equipment						
Facility Equipment	2025	-	-	-	1,000	1,000
	2026	-	-	-	1,000	1,000
	2027	-	-	-	1,000	1,000
	2028	-	-	-	1,000	1,000
	2029	-	-	-	1,000	1,000
	2030	-	-	-	1,000	1,000
		-	-	-	6,000	6,000
Facility Plant	2025	-	-	-	1,000	1,000
	2026	-	-	-	1,000	1,000
	2027	-	-	-	1,000	1,000
	2028	-	-	-	1,000	1,000
	2029	-	-	-	1,000	1,000
	2030	-	-	-	1,000	1,000
		-	-	-	6,000	6,000
Global Positioning System Unit Upgrades	2027	-	-	-	25	25
Information Technology Infrastructure	2025	-	-	-	300	300
	2026	-	-	-	300	300
	2027	-	-	-	300	300
	2028	-	-	-	300	300
	2029	-	-	-	300	300
	2030	-	-	-	300	300
		-	-	-	1,800	1,800
Supervisory Control and Data Acquisition Network Improvements	2025	-	-	-	300	300
	2026	-	-	-	300	300
	2027	-	-	-	300	300
	2028	300	-	-	-	300
	2029	-	-	-	300	300

Anchorage Water Utility 2025 - 2030 Capital Improvement Program

(in thousands)

Projects	Year	Debt	State	Federal	Equity	Total
Supervisory Control and Data Acquisition Network Improvements	2030	-	-	-	300	300
		300	-	-	1,500	1,800
Water Meter Upgrades	2025	-	-	-	400	400
Facilities						
Eklutna Water Treatment Facility Architectural Structural Improvements	2027	850	-	-	-	850
Eklutna Water Treatment Facility Building Improvements	2027	1,030	-	-	-	1,030
Eklutna Water Treatment Facility Fluoride Improvements	2027	1,500	-	-	-	1,500
Eklutna Water Treatment Facility Motor Control Center Upgrade	2025	-	-	-	2,500	2,500
Eklutna Water Treatment Facility Process Improvements	2025	6,000	-	-	-	6,000
Eklutna Water Treatment Facility Supervisory Control and Data Acquisition Backbone/Fire Improvements	2025	2,200	-	-	-	2,200
Headquarters Lighting Upgrades	2025	-	-	-	400	400
Management Information Systems						
Customer Information System Replacement	2025	-	-	-	2,500	2,500
Geographic Information System Application Development	2026	-	-	-	45	45
	2028	-	-	-	45	45
	2030	-	-	-	45	45
		-	-	-	135	135
Hydraulic Model Upgrades	2025	-	-	-	50	50
	2026	-	-	-	50	50
	2027	-	-	-	50	50
	2028	-	-	-	50	50
	2029	-	-	-	50	50
	2030	-	-	-	50	50
		-	-	-	300	300
Information Technology Administrative Systems WTR Pool	2025	-	-	-	65	65
	2026	-	-	-	65	65
	2027	-	-	-	65	65

Anchorage Water Utility 2025 - 2030 Capital Improvement Program

(in thousands)

Projects	Year	Debt	State	Federal	Equity	Total
Information Technology Administrative Systems WTR Pool	2028	-	-	-	65	65
	2029	65	-	-	-	65
	2030	-	-	-	65	65
		65	-	-	325	390
Information Technology Operational Systems	2025	-	-	-	15	15
	2026	-	-	-	15	15
	2027	-	-	-	15	15
	2028	-	-	-	15	15
	2029	15	-	-	-	15
	2030	-	-	-	15	15
		15	-	-	75	90
Plant						
475 Loop Conversion	2025	800	-	-	-	800
484 520 Zone Conversion	2026	1,350	-	-	-	1,350
520 440 Zone Conversion	2027	750	-	-	-	750
	2028	1,500	-	-	-	1,500
		2,250	-	-	-	2,250
570 600 Zone Conversion	2027	350	-	-	-	350
Anchorage Townsite 5th 8th Avenue Water Upgrade	2029	6,400	-	-	-	6,400
Booster 20 Access Improvements	2026	100	-	-	-	100
Bragaw 16th Debarr Water Upgrade	2025	800	-	-	-	800
Comprehensive Lock and Key Upgrade	2025	250	-	-	-	250
Controlnet to Ethernet Migration	2025	-	-	-	320	320
	2026	-	-	-	320	320
		-	-	-	640	640
East 7th Lane Pine Water Rehabilitation	2026	4,442	-	-	-	4,442
Eklutna Lake Water Rights	2025	500	-	-	-	500
Eklutna Water Transmission Main Valve Vault Rehabilitation Phase II	2025	2,000	-	-	-	2,000
	2026	4,000	-	-	-	4,000
		6,000	-	-	-	6,000
Girdwood Reservoir Improvements	2028	1,500	-	-	-	1,500
	2029	8,500	-	-	-	8,500
		10,000	-	-	-	10,000

Anchorage Water Utility 2025 - 2030 Capital Improvement Program

(in thousands)

Projects	Year	Debt	State	Federal	Equity	Total
Girdwood Water Distribution System Upgrade	2025	-	-	-	4,000	4,000
Girdwood Well Rehabilitation	2025	-	-	-	6,000	6,000
Glenn Square Pressure Regulating Valve Facility	2025	2,012	-	-	-	2,012
Gold Kings Water Main Replacement	2026	200	-	-	-	200
High Pressure Hydrants Underground Pressure Regulating Valves	2025	1,000	-	-	-	1,000
Iowa Hydrant Replacement	2025	100	-	-	-	100
	2026	100	-	-	-	100
	2027	100	-	-	-	100
		300	-	-	-	300
Kirby Place Water Service	2025	250	-	-	-	250
Park Down Estates Water Upgrade	2026	6,010	-	-	-	6,010
Plant Oversize & Betterments	2026	-	-	-	10	10
	2028	-	-	-	10	10
	2030	-	-	-	10	10
		-	-	-	30	30
Pressure Regulating Valve Rock Catchers	2025	450	-	-	550	1,000
Red Currant Water Upgrade	2026	1,500	-	-	-	1,500
Safety Improvements WTR	2025	-	-	-	100	100
	2026	-	-	-	100	100
	2027	-	-	-	100	100
	2028	100	-	-	-	100
	2029	-	-	-	100	100
	2030	-	-	-	100	100
		100	-	-	500	600
Strategic Pressure Initiative	2025	300	-	-	-	300
Miscellaneous Pressure Regulating Valves Replacement	2026	300	-	-	-	300
	2027	300	-	-	-	300
	2028	300	-	-	-	300
	2029	300	-	-	-	300
	2030	300	-	-	-	300
		1,800	-	-	-	1,800
Supervisory Control and Data Acquisition Network Segmentation	2025	-	-	-	250	250

Anchorage Water Utility 2025 - 2030 Capital Improvement Program

(in thousands)

Projects	Year	Debt	State	Federal	Equity	Total
Supervisory Control and Data Acquisition Network Segmentation	2026	-	-	-	250	250
	2027	-	-	-	125	125
		-	-	-	625	625
Supplemental Water Supply and Storage	2025	1,000	-	-	-	1,000
The Ponds Water Main Upgrade	2026	2,250	-	-	-	2,250
West 43rd Aero Constellation Water Rehabilitation	2025	1,200	-	-	-	1,200
Wright East 46th Avenue Water Intertie	2026	750	-	-	-	750
	2027	1,850	-	-	-	1,850
		2,600	-	-	-	2,600
Vehicles/Fleet						
Heavy Rolling Stock	2025	-	-	-	750	750
	2026	705	-	-	45	750
	2027	230	-	-	520	750
	2028	735	-	-	15	750
	2029	-	-	-	750	750
	2030	-	-	-	750	750
		1,670	-	-	2,830	4,500
Vehicles	2025	-	-	-	500	500
	2026	-	-	-	500	500
	2027	-	-	-	500	500
	2028	-	-	-	500	500
	2029	-	-	-	500	500
	2030	-	-	-	500	500
		-	-	-	3,000	3,000
Total		71,679	-	-	42,000	113,679

475 Loop Conversion

Project ID

AWU2018007

Project Type

Improvement

District

Department

Anchorage Water Utility

Start Date

October 2013

End Date

December 2025

Community Council

Description

This project will convert multiple pressure zones associated with the Anchorage Loop Water Transmission Main to the 475 pressure zone to increase system resiliency and gain operational efficiencies.

Comments

Project is in design phase

Version 2025 Proposed

		2025	2026	2027	2028	2029	2030	Total
Revenue Sources	Fund							
Bond Sale Proceeds	540200 - Water Utility CIP	800	-	-	-	-	-	800
Total (in thousands)		800	-	-	-	-	-	800

484 520 Zone Conversion

Project ID

AWU2017002

Project Type

Improvement

District

Department

Anchorage Water Utility

Start Date

June 2020

End Date

December 2027

Community Council

Description

Convert the 484 pressure zone to pressures of 520 to decrease pressure surges and gain operational efficiencies.

Comments

Project is in design phase

Version 2025 Proposed

		2025	2026	2027	2028	2029	2030	Total
Revenue Sources	Fund							
Bond Sale Proceeds	540200 - Water Utility CIP	-	1,350	-	-	-	-	1,350
Total (in thousands)		-	1,350	-	-	-	-	1,350

520 440 Zone Conversion

Project ID	AWU2017010	Department	Anchorage Water Utility					
Project Type	Improvement	Start Date	January 2027					
District	Assembly: Section 2, Chugiak/Eagle River, Seats A & C	End Date	December 2029					
Community Council								
Description								
Convert the 440 pressure zone in Eagle River to the 520 pressure zone to mitigate the risk of large water outages, cross-connections and water quality concerns.								
Comments								
New project								
Version	2025 Proposed							
		2025	2026	2027	2028	2029	2030	Total
Revenue Sources	Fund							
Bond Sale Proceeds	540200 - Water Utility CIP	-	-	750	1,500	-	-	2,250
Total (in thousands)		-	-	750	1,500	-	-	2,250

570 600 Zone Conversion

Project ID

AWU2017012

Project Type

Improvement

District

Department

Anchorage Water Utility

Start Date

January 2027

End Date

December 2029

Community Council

Description

Combine the 570 and 600 pressure zones to mitigate pressure surges and increase operating pressures, minimize the size of water outages when disruptions do occur, and upsize the station piping to meet current requirements.

Comments

New project

Version 2025 Proposed

		2025	2026	2027	2028	2029	2030	Total
Revenue Sources	Fund							
Bond Sale Proceeds	540200 - Water Utility CIP	-	-	350	-	-	-	350
Total (in thousands)		-	-	350	-	-	-	350

Alaska Department of Transportation-MOA Emergency

Project ID	AWU2021013	Department	Anchorage Water Utility
Project Type	Replacement	Start Date	January 2021
District		End Date	December 2029

Community Council**Description**

Provides funding for Anchorage Water Utility projects of an emergency nature or done in conjunction with road agencies. These projects are developed as needed for emergency repairs to the distribution system and/or through coordination with the State of Alaska Department of Transportation & Public Facilities, Municipality of Anchorage (MOA) Project Management & Engineering, as well as other local/state agencies.

Comments

Annual Funding Pool

Version 2025 Proposed

		2025	2026	2027	2028	2029	2030	Total
Revenue Sources	Fund							
Bond Sale Proceeds	540200 - Water Utility CIP	-	1,000	1,000	1,000	1,000	135	4,135
Net Position	540200 - Water Utility CIP	1,000	-	-	-	-	865	1,865
Total (in thousands)		1,000	1,000	1,000	1,000	1,000	1,000	6,000

Anchorage Townsite 5th 8th Avenue Water Upgrade

Project ID	AWU2018020	Department	Anchorage Water Utility
Project Type	Upgrade	Start Date	January 2019
District		End Date	December 2030

Community Council

Description

Rehabilitate approximately 4,200 feet of ferrous water mains in the original Anchorage Townsite neighborhood with limited maintenance access.

Comments

Project is in design phase

Version 2025 Proposed

		2025	2026	2027	2028	2029	2030	Total
Revenue Sources	Fund							
Bond Sale Proceeds	540200 - Water Utility CIP	-	-	-	-	6,400	-	6,400
Total (in thousands)		-	-	-	-	6,400	-	6,400

Booster 20 Access Improvements

Project ID	AWU2022012	Department	Anchorage Water Utility
Project Type	Improvement	Start Date	January 2026
District		End Date	December 2027

Community Council

Description

Provide truck access at Booster 20 to accommodate Anchorage Water & Wastewater Utility vehicles and improve surface drainage.

Comments

New project

Version 2025 Proposed

		2025	2026	2027	2028	2029	2030	Total
Revenue Sources	Fund							
Bond Sale Proceeds	540200 - Water Utility CIP	-	100	-	-	-	-	100
Total (in thousands)		-	100	-	-	-	-	100

Bragaw 16th Debarr Water Upgrade

Project ID	AWU2017005	Department	Anchorage Water Utility
Project Type	Upgrade	Start Date	February 2018
District		End Date	December 2026

Community Council

Description

Rehabilitate approximately 1,300 linear feet of 6-inch and 8-inch cast iron water pipe at the end of its useful life in Bragaw Street between East 16th Avenue and Debarr Road.

Comments

Project is in design phase

Version 2025 Proposed

		2025	2026	2027	2028	2029	2030	Total
Revenue Sources	Fund							
Bond Sale Proceeds	540200 - Water Utility CIP	800	-	-	-	-	-	800
Total (in thousands)		800	-	-	-	-	-	800

Comprehensive Lock and Key Upgrade

Project ID	AWU2024003	Department	Anchorage Water Utility
Project Type	Replacement	Start Date	January 2025
District		End Date	December 2026

Community Council

Description

Replace existing locks and keys with new technology to improve control over facility access.

Comments

New project - has corresponding sewer project

Version 2025 Proposed

		2025	2026	2027	2028	2029	2030	Total
Revenue Sources	Fund							
Bond Sale Proceeds	540200 - Water Utility CIP	250	-	-	-	-	-	250
Total (in thousands)		250	-	-	-	-	-	250

Controlnet to Ethernet Migration

Project ID	AWU2023012	Department	Anchorage Water Utility
Project Type	Upgrade	Start Date	January 2025
District		End Date	December 2029

Community Council

Description

Upgrade Controlnet to Ethernet prior to Rockwell ceasing to support Controlnet in 2027 at all facilities utilizing Controlnet.

Comments

New project - has a related Sewer Utility project

Version 2025 Proposed

		2025	2026	2027	2028	2029	2030	Total
Revenue Sources	Fund							
Net Position	540200 - Water Utility CIP	320	320	-	-	-	-	640
Total (in thousands)		320	320	-	-	-	-	640

Customer Information System Replacement

Project ID	AWU2021023	Department	Anchorage Water Utility
Project Type	Replacement	Start Date	January 2024
District		End Date	December 2027

Community Council

Description

Replace the Customer Information System Banner software. The replacement will happen through a competitive procurement process and implementation effort. The new system will be selected and implemented with utility-wide cross-functional participation in order to meet the utility's needs and requirements, to include interfacing with other systems.

Comments

New project - has a related Sewer Utility project

Version 2025 Proposed								
		2025	2026	2027	2028	2029	2030	Total
Revenue Sources	Fund							
Net Position	540200 - Water Utility CIP	2,500	-	-	-	-	-	2,500
Total (in thousands)		2,500	-	-	-	-	-	2,500

East 7th Lane Pine Water Rehabilitation

Project ID	AWU2016003	Department	Anchorage Water Utility
Project Type	Rehabilitation	Start Date	February 2018
District		End Date	December 2027

Community Council

Description

Replace approximately 2,500 linear feet of water pipe on East 6th and 7th Avenues between Hoyt Street and Pine Street.

Comments

Project is in design phase

Version 2025 Proposed

		2025	2026	2027	2028	2029	2030	Total
Revenue Sources	Fund							
Bond Sale Proceeds	540200 - Water Utility CIP	-	4,442	-	-	-	-	4,442
Total (in thousands)		-	4,442	-	-	-	-	4,442

Eklutna Water Transmission Main Valve Vault Rehabilitation Phase II

Project ID

AWU2022002

Project Type

Rehabilitation

District

Department

Anchorage Water Utility

Start Date

January 2025

End Date

December 2026

Community Council

Description

Rehabilitate or replace near-failure components of each of the valve vaults serving the Eklutna Water Transmission Main. This project will be completed in phases.

Comments

New project

Version 2025 Proposed

		2025	2026	2027	2028	2029	2030	Total
Revenue Sources	Fund							
Bond Sale Proceeds	540200 - Water Utility CIP	2,000	4,000	-	-	-	-	6,000
Total (in thousands)		2,000	4,000	-	-	-	-	6,000

Eklutna Water Treatment Facility Architectural Structural Improvements

Project ID	AWU2018014	Department	Anchorage Water Utility
Project Type	Improvement	Start Date	January 2027
District		End Date	December 2029

Community Council

Description

The objective of this project is to proactively rehabilitate structural components of the Eklutna Water Treatment Facility to prolong the life of assets showing signs of degradation as provided in the 2018 Eklutna Water Treatment Facility Plan.

Comments

New project

Version 2025 Proposed

		2025	2026	2027	2028	2029	2030	Total
Revenue Sources	Fund							
Bond Sale Proceeds	540200 - Water Utility CIP	-	-	850	-	-	-	850
Total (in thousands)		-	-	850	-	-	-	850

Eklutna Water Treatment Facility Building Improvements

Project ID	AWU2018021	Department	Anchorage Water Utility
Project Type	Improvement	Start Date	January 2027
District		End Date	December 2029

Community Council

Description

The objective of this project is to replace building components that have reached the end of their useful life as provided in the 2018 Eklutna Water Treatment Facility Plan.

Comments

New project

Version 2025 Proposed

		2025	2026	2027	2028	2029	2030	Total
Revenue Sources	Fund							
Bond Sale Proceeds	540200 - Water Utility CIP	-	-	1,030	-	-	-	1,030
Total (in thousands)		-	-	1,030	-	-	-	1,030

Eklutna Water Treatment Facility Motor Control Center Upgrade

Project ID	AWU2018003	Department	Anchorage Water Utility
Project Type	Upgrade	Start Date	December 2020
District		End Date	September 2027

Community Council

Description

Replace the motor control centers in the main electrical room, waste wash-water station, and other locations at the Eklutna Water Treatment Facility per the 2018 Eklutna Water Treatment Facility Plan.

Comments

Project is in design phase

Version 2025 Proposed

		2025	2026	2027	2028	2029	2030	Total
Revenue Sources	Fund							
Net Position	540200 - Water Utility CIP	2,500	-	-	-	-	-	2,500
Total (in thousands)		2,500	-	-	-	-	-	2,500

Eklutna Water Treatment Facility Process Improvements

Project ID	AWU2018019	Department	Anchorage Water Utility
Project Type	Improvement	Start Date	January 2022
District		End Date	December 2027

**Community
Council**

Description

Upgrade and rehabilitate components of process systems at the Eklutna Water Treatment Facility to increase reliability and prolong the life of the assets as provided in the 2018 Eklutna Water Treatment Facility Plan.

Comments

Project is in design phase

Version 2025 Proposed

[illegible]

Eklutna Water Treatment Facility Supervisory Control and Data Acquisition Backbone/Fire Improvements

Project ID	AWU2018004	Department	Anchorage Water Utility
Project Type	Improvement	Start Date	January 2019
District		End Date	December 2028

Community Council

Description

Upgrade Eklutna Water Treatment Facility communications system. Replace communication wiring in multiple Eklutna Water Treatment Facility buildings, between devices and Process Logic Controllers and complete new programming to achieve system integration.

Comments

Project is in design phase

Version 2025 Proposed

		2025	2026	2027	2028	2029	2030	Total
Revenue Sources	Fund							
Bond Sale Proceeds	540200 - Water Utility CIP	2,200	-	-	-	-	-	2,200
Total (in thousands)		2,200	-	-	-	-	-	2,200

Facility Equipment

Project ID	AWU2021007	Department	Anchorage Water Utility
Project Type	Replacement	Start Date	January 2027
District		End Date	December 2030

Community Council

Description

This pool will provide for the purchase of new equipment for the replacement of worn equipment within the water distribution system. Examples of such equipment include pumps, electric motors, instruments, air conditioning equipment, electrical switch gear, etc.

Comments

Annual Funding Pool

Version 2025 Proposed

		2025	2026	2027	2028	2029	2030	Total
Revenue Sources	Fund							
Net Position	540200 - Water Utility CIP	1,000	1,000	1,000	1,000	1,000	1,000	6,000
Total (in thousands)		1,000	1,000	1,000	1,000	1,000	1,000	6,000

Facility Plant

Project ID

AWU2021012

Project Type

Replacement

District

Department

Anchorage Water Utility

Start Date

January 2023

End Date

December 2029

Community Council

Description

This pool will provide for the purchase of new equipment for the replacement of worn equipment in the water treatment system. Examples of such equipment include pumps, electric motors, instruments, air conditioning equipment, electrical switch gear, etc.

Comments

Annual Funding Pool

Version 2025 Proposed

		2025	2026	2027	2028	2029	2030	Total
Revenue Sources	Fund							
Net Position	540200 - Water Utility CIP	1,000	1,000	1,000	1,000	1,000	1,000	6,000
Total (in thousands)		1,000	1,000	1,000	1,000	1,000	1,000	6,000

Geographic Information System Application Development

Project ID

AWU2021002

Department

Anchorage Water Utility

Project Type

IT

Start Date

January 2024

District

End Date

December 2028

Community Council

Description

Geographic Information Systems (GIS) work to perform work associated with development of applications for essential business functions on an annual basis. The Utility relies heavily on GIS and mapping based on self-service to meet business needs.

Comments

Annual Funding Pool - has a related Sewer Utility project

Version 2025 Proposed

		2025	2026	2027	2028	2029	2030	Total
Revenue Sources	Fund							
Net Position	540200 - Water Utility CIP	-	45	-	45	-	45	135
Total (in thousands)		-	45	-	45	-	45	135

Girdwood Reservoir Improvements

Project ID	AWU2022004	Department	Anchorage Water Utility
Project Type	Improvement	Start Date	January 2028
District		End Date	December 2030

Community Council

Comments

Perform necessary structural and safety upgrades to the Girdwood Reservoir.

Legislative Scope

New project

Version 2025 Proposed

		2025	2026	2027	2028	2029	2030	Total
Revenue Sources	Fund							
Bond Sale Proceeds	540200 - Water Utility CIP	-	-	-	1,500	8,500	-	10,000
Total (in thousands)		-	-	-	1,500	8,500	-	10,000

Girdwood Water Distribution System Upgrade

Project ID

AWU2022013

Project Type

Upgrade

District

Department

Anchorage Water Utility

Start Date

January 2019

End Date

December 2026

Community Council

Description

Replace three remote distribution facilities in a state of failure and co-locate their functions into one facility to gain efficiencies.

Comments

In design phase

Version 2025 Proposed

		2025	2026	2027	2028	2029	2030	Total
Revenue Sources	Fund							
Net Position	540200 - Water Utility CIP	4,000	-	-	-	-	-	4,000
Total (in thousands)		4,000	-	-	-	-	-	4,000

Girdwood Well Rehabilitation

Project ID	AWU2018026	Department	Anchorage Water Utility
Project Type	Rehabilitation	Start Date	January 2019
District		End Date	December 2026

Community Council

Description

This project will rehabilitate or replace the high production well serving the community of Girdwood.

Comments

Project is in design phase

Version 2025 Proposed

		2025	2026	2027	2028	2029	2030	Total
Revenue Sources	Fund							
Net Position	540200 - Water Utility CIP	6,000	-	-	-	-	-	6,000
Total (in thousands)		6,000	-	-	-	-	-	6,000

Glenn Square Pressure Regulating Valve Facility

Project ID	AWU2017016	Department	Anchorage Water Utility
Project Type	Replacement	Start Date	January 2019
District		End Date	December 2026

Community Council

Description

Construct a new pressure regulating valve vault in a more accessible location to replace the existing Chrysler Vault.

Comments

Project in design phase

Version 2025 Proposed

		2025	2026	2027	2028	2029	2030	Total
Revenue Sources	Fund							
Bond Sale Proceeds	540200 - Water Utility CIP	2,012	-	-	-	-	-	2,012
Total (in thousands)		2,012	-	-	-	-	-	2,012

Gold Kings Water Main Replacement

Project ID	AWU2022006	Department	Anchorage Water Utility
Project Type	Replacement	Start Date	January 2026
District		End Date	December 2027

Community Council

Description

Rehabilitate or replace approximately 40 linear feet of 1995 8-inch ductile iron water main, with a high rate of failure due to corrosion, on Gold Kings Avenue in the area of Turpin Street and Glenn Highway.

Comments

New project

Version 2025 Proposed

		2025	2026	2027	2028	2029	2030	Total
Revenue Sources	Fund							
Bond Sale Proceeds	540200 - Water Utility CIP	-	200	-	-	-	-	200
Total (in thousands)		-	200	-	-	-	-	200

Headquarters Lighting Upgrades

Project ID	AWU2019011	Department	Anchorage Water Utility
Project Type	Upgrade	Start Date	December 2017
District		End Date	December 2026

Community Council**Description**

Upgrade lighting at the Anchorage Water & Wastewater Utility's headquarters building located at 3000 Arctic Boulevard, in accordance with the Lighting Assessment and Recommendations report prepared by PDC Engineers in March 2019. Work includes replacement of existing interior fluorescent and metal halide lighting as well as interior exit and emergency lighting.

Comments

Project is in design phase

Version 2025 Proposed

		2025	2026	2027	2028	2029	2030	Total
Revenue Sources	Fund							
Net Position	540200 - Water Utility CIP	400	-	-	-	-	-	400
Total (in thousands)		400	-	-	-	-	-	400

Heavy Rolling Stock

Project ID	AWU2021010	Department	Anchorage Water Utility
Project Type	Replacement	Start Date	January 2023
District		End Date	December 2029

**Community
Council**

Description

For the acquisition, rehabilitation, or replacement of heavy rolling stock vehicles. Includes vactors, loaders, etc.

Comments

Annual Funding Pool

Version 2025 Proposed

[illegible]

High Pressure Hydrants Underground Pressure Regulating Valves

Project ID

AWU2022003

Department

Anchorage Water Utility

Project Type

Improvement

Start Date

January 2025

District

End Date

December 2026

Community Council

Description

Remove four (4) underground high pressure regulating valves to reduce pressure surges that have caused frequently flooded vaults.

Comments

New project

Version 2025 Proposed

		2025	2026	2027	2028	2029	2030	Total
Revenue Sources	Fund							
Bond Sale Proceeds	540200 - Water Utility CIP	1,000	-	-	-	-	-	1,000
Total (in thousands)		1,000	-	-	-	-	-	1,000

Hydraulic Model Upgrades

Project ID	AWU2021005	Department	Anchorage Water Utility
Project Type	IT	Start Date	January 2022
District		End Date	December 2029

Community Council

Description

Development of upgrades to the water hydraulic model for essential business functions.

Comments

Annual Funding Pool - has a related Sewer Utility project

Version 2025 Proposed

		2025	2026	2027	2028	2029	2030	Total
Revenue Sources	Fund							
Net Position	540200 - Water Utility CIP	50	50	50	50	50	50	300
Total (in thousands)		50	50	50	50	50	50	300

Information Technology Administrative Systems WTR Pool

Project ID	AWU2021001	Department	Anchorage Water Utility
Project Type	IT	Start Date	January 2022
District		End Date	December 2040

**Community
Council**

Description

Upgrade or replace Information Technology (IT) and Customer Service software systems to address aging technology platforms and security vulnerabilities as needed. Systems include, but are not limited to: Business Intelligence, Enterprise Resource Planning, Geographic Information System (GIS), Mobile, Parcel, Project Management, Supervisory Control and Data Acquisition, Banner, Customer Information System, Neptune Meter Reading, Cash Register, Bill Payment and Presentment, Information Permitting Backflow, Teldig, Outage Notification, and Treatment IT Master Plan System Categories.

Comments

Annual Funding Pool - has a related Sewer Utility project

[illegible]

Information Technology Infrastructure

Project ID

AWU2021003

Department

Anchorage Water Utility

Project Type

IT

Start Date

January 2022

District

End Date

December 2029

Community Council

Description

Installation, upgrade and replacement of Information Technology (IT) infrastructure including servers, network, storage, and security.

Comments

Annual Funding Pool - has a related Sewer Utility project

Version 2025 Proposed

		2025	2026	2027	2028	2029	2030	Total
Revenue Sources	Fund							
Net Position	540200 - Water Utility CIP	300	300	300	300	300	300	1,800
Total (in thousands)		300	300	300	300	300	300	1,800

Information Technology Operational Systems

Project ID AWU2021004

Department Anchorage Water Utility

Project Type	IT
---------------------	----

Start Date January 2022

District

End Date	December 2029
-----------------	---------------

**Community
Council**

Description

Upgrade or replace Information Technology Operational Systems to address aging technology platforms and security vulnerabilities as needed. Systems include but are not limited to Work Management and other Systems.

Comments

Annual Funding Pool - has a related Sewer Utility project

Version 2025 Proposed

[illegible]

Kirby Place Water Service

Project ID	AWU2023017	Department	Anchorage Water Utility
Project Type	Improvement	Start Date	January 2025
District		End Date	December 2025

Community Council

Description

Construct a water service to a residence with a non-conforming service connection crossing lot-lines in the Woodland Park Subdivision in the area of West 36th Avenue.

Comments

New project

Version 2025 Proposed

		2025	2026	2027	2028	2029	2030	Total
Revenue Sources	Fund							
Bond Sale Proceeds	540200 - Water Utility CIP	250	-	-	-	-	-	250
Total (in thousands)		250	-	-	-	-	-	250

Park Down Estates Water Upgrade

Project ID	AWU2020003	Department	Anchorage Water Utility
Project Type	Replacement	Start Date	June 2020
District		End Date	December 2027

Community Council

Description

Rehabilitate or replace water assets with a higher-than-normal failure rate in the Park Downs Estates subdivision.

Comments

Project is in design phase

Version 2025 Proposed

		2025	2026	2027	2028	2029	2030	Total
Revenue Sources	Fund							
Bond Sale Proceeds	540200 - Water Utility CIP	-	6,010	-	-	-	-	6,010
Total (in thousands)		-	6,010	-	-	-	-	6,010

Plant Oversize & Betterments

Project ID	AWU2021015	Department	Anchorage Water Utility
Project Type	Improvement	Start Date	January 2024
District		End Date	December 2029

Community Council

Description

This funding is required to compensate private developers for Anchorage Water Utility (AWU) requested betterments to AWU's existing infrastructure or for AWU requested oversizing of water mains installed by the developers.

Comments

Annual Funding Pool

Version 2025 Proposed

		2025	2026	2027	2028	2029	2030	Total
Revenue Sources	Fund							
Net Position	540200 - Water Utility CIP	-	10	-	10	-	10	30
Total (in thousands)		-	10	-	10	-	10	30

Pressure Regulating Valve Rock Catchers

Project ID	AWU2022001	Department	Anchorage Water Utility
Project Type	Improvement	Start Date	January 2025
District		End Date	December 2026

Community Council

Description

Install debris filters at six (6) pressure regulating valves to stop the accumulation of debris in the valves and prolong the asset life.

Comments

New project

Version 2025 Proposed

		2025	2026	2027	2028	2029	2030	Total
Revenue Sources	Fund							
Bond Sale Proceeds	540200 - Water Utility CIP	450	-	-	-	-	-	450
Net Position	540200 - Water Utility CIP	550	-	-	-	-	-	550
Total (in thousands)		1,000	-	-	-	-	-	1,000

Red Currant Water Upgrade

Project ID	AWU2022009	Department	Anchorage Water Utility
Project Type	Upgrade	Start Date	January 2026
District		End Date	December 2028

Community Council

Description

Rehabilitate or replace corroded water assets with a high rate of failure on Red Currant Circle in the area of East Dowling Road.

Comments

New project

Version 2025 Proposed

		2025	2026	2027	2028	2029	2030	Total
Revenue Sources	Fund							
Bond Sale Proceeds	540200 - Water Utility CIP	-	1,500	-	-	-	-	1,500
Total (in thousands)		-	1,500	-	-	-	-	1,500

Safety Improvements WTR

Project ID

AWU2023019

Project Type

Improvement

District

Department

Anchorage Water Utility

Start Date

January 2024

End Date

December 2029

Community Council

Description

Provides annual funding to actively improve safety on water assets as needed.

Comments

Annual Funding Pool

Version 2025 Proposed

		2025	2026	2027	2028	2029	2030	Total
Revenue Sources	Fund							
Bond Sale Proceeds	540200 - Water Utility CIP	-	-	-	100	-	-	100
Net Position	540200 - Water Utility CIP	100	100	100	-	100	100	500
Total (in thousands)		100	100	100	100	100	100	600

Strategic Pressure Initiative Miscellaneous Pressure Regulating Valves Replacement

Project ID	AWU2023002	Department	Anchorage Water Utility					
Project Type	Replacement	Start Date	December 2020					
District		End Date	December 2027					
Community Council								
Description								
Replace failing and nonstandard pressure regulating valve components and appurtenances throughout the Anchorage Water Utility distribution system.								
Comments								
New project								
Version	2025 Proposed							
		2025	2026	2027	2028	2029	2030	Total
Revenue Sources	Fund							
Bond Sale Proceeds	540200 - Water Utility CIP	300	300	300	300	300	300	1,800
Total (in thousands)		300	300	300	300	300	300	1,800

Supervisory Control and Data Acquisition Network Improvements

Project ID AWU2021008 **Department** Anchorage Water Utility
Project Type Upgrade **Start Date** January 2022
District **End Date** December 2029

Community Council**Description**

Equipment upgrades and/or additions as services are added and technology ages on supervisory control and data acquisition (SCADA) network. These may include, but are not limited to upgrades to logic controllers, software replacement, and intelligence upgrades.

Comments

Annual Funding Pool - has a related Sewer Utility project

Version 2025 Proposed

		2025	2026	2027	2028	2029	2030	Total
Revenue Sources	Fund							
Bond Sale Proceeds	540200 - Water Utility CIP	-	-	-	300	-	-	300
Net Position	540200 - Water Utility CIP	300	300	300	-	300	300	1,500
Total (in thousands)		300	300	300	300	300	300	1,800

Supervisory Control and Data Acquisition Network Segmentation

Project ID

AWU2023011

Project Type

Improvement

District

Department

Anchorage Water Utility

Start Date

January 2025

End Date

December 2028

Community Council

Description

Create three networks from the existing single supervisory control and data acquisition (SCADA) network at each plant separated by vlans and firewall rules to add resiliency to the SCADA network and comply with federal government cybersecurity recommendations.

Comments

New project - has a related Sewer Utility project

Version 2025 Proposed

		2025	2026	2027	2028	2029	2030	Total
Revenue Sources	Fund							
Net Position	540200 - Water Utility CIP	250	250	125	-	-	-	625
Total (in thousands)		250	250	125	-	-	-	625

The Ponds Water Main Upgrade

Project ID	AWU2022010	Department	Anchorage Water Utility
Project Type	Upgrade	Start Date	January 2026
District		End Date	December 2028

Community Council

Description

Rehabilitate or replace corroded water assets between the hydrants on Lily Pond and Ponds Circles in the area east of New Seward Highway, between East 64th and East 68th Avenues.

Comments

New project

Version 2025 Proposed

		2025	2026	2027	2028	2029	2030	Total
Revenue Sources	Fund							
Bond Sale Proceeds	540200 - Water Utility CIP	-	2,250	-	-	-	-	2,250
Total (in thousands)		-	2,250	-	-	-	-	2,250

Vehicles

Project ID

AWU2021011

Project Type

Replacement

District

Department

Anchorage Water Utility

Start Date

January 2020

End Date

December 2029

Community Council

Description

Provides funding for major rehabilitation or replacement of Anchorage Water Utility (AWU) fleet vehicles at the end of their useful life.

Comments

Annual Funding Pool - has a related Sewer Utility project

Version 2025 Proposed

		2025	2026	2027	2028	2029	2030	Total
Revenue Sources	Fund							
Net Position	540200 - Water Utility CIP	500	500	500	500	500	500	3,000
Total (in thousands)		500	500	500	500	500	500	3,000

Water Meter Upgrades

Project ID

AWU2021017

Project Type

Upgrade

District

Department

Anchorage Water Utility

Start Date

September 2022

End Date

December 2026

Community Council

Description

This project will replace approximately 8,000 water meter interface units near failure to provide accurate customer billing.

Comments

This project is in implementation phase.

Version 2025 Proposed

		2025	2026	2027	2028	2029	2030	Total
Revenue Sources	Fund							
Net Position	540200 - Water Utility CIP	400	-	-	-	-	-	400
Total (in thousands)		400	-	-	-	-	-	400

Wright East 46th Avenue Water Intertie

Project ID

AWU2023016

Project Type

Improvement

District

Department

Anchorage Water Utility

Start Date

January 2026

End Date

December 2027

Community Council

Description

Construct an intertie between the water main at Tudor Road and Wright Street to the water mains in East 46th Avenue to provide system redundancy in an area with increasing corrosion related failures and larger than normal water outages.

Comments

New project

Version 2025 Proposed

		2025	2026	2027	2028	2029	2030	Total
Revenue Sources	Fund							
Bond Sale Proceeds	540200 - Water Utility CIP	-	750	1,850	-	-	-	2,600
Total (in thousands)		-	750	1,850	-	-	-	2,600

Anchorage Wastewater Utility
8 Year Summary
(\$ in thousands)

Financial Overview	2023 Actuals Unaudited	2024 Proforma	2025 Proposed	2026	2027	2028	2029	2030
	Forecast							
Revenues	71,029	70,657	73,766	77,185	81,065	87,165	91,575	95,785
Expenses and Transfers ⁽¹⁾	57,943	60,111	63,667	69,306	72,516	75,316	77,816	79,696
Net Income (Loss)	13,086	10,546	10,099	7,879	8,549	11,849	13,759	16,089
Charges by/to Other Departments	2,119	2,408	2,575	2,730	2,893	3,067	3,251	3,446
Municipal Enterprise/Utility Service Assessment	6,959	6,775	6,927	7,830	8,390	8,840	9,270	9,910
Dividend to General Government	-	-	-	-	-	-	-	-
Transfers to General Government ⁽²⁾	9,078	9,183	9,502	10,560	11,283	11,907	12,521	13,356
Operating Cash	30,383	25,184	15,950	16,261	16,870	17,891	20,096	21,278
Construction Cash Pool	11,720	20,057	20,059	19,856	19,972	19,717	19,523	19,802
Restricted Cash	8,644	9,000	9,000	10,000	10,000	10,000	10,000	10,000
Total Cash	50,747	54,241	45,009	46,117	46,842	47,608	49,619	51,080
Net Position/Equity 12/31	158,072	168,785	178,474	186,163	194,513	206,142	220,182	236,661
Capital Assets Beginning Balance	440,676	432,363	432,729	440,217	444,320	444,655	438,039	436,893
Asset Additions Placed in Service	10,137	18,950	26,598	23,803	20,485	13,854	19,794	60,322
Assets Retired	(1,550)	(3,400)	(3,400)	(3,400)	(3,400)	(3,400)	(3,400)	(3,400)
Change Depreciation (Increase)/Decrease	(16,900)	(15,184)	(15,710)	(16,300)	(16,750)	(17,070)	(17,540)	(18,450)
Net Capital Assets (12/31)	432,363	432,729	440,217	444,320	444,655	438,039	436,893	475,365
Equity Funding Available for Capital	10,000	11,000	14,000	3,000	4,000	8,000	10,000	15,000
Debt								
New Debt - Bonds ⁽³⁾	-	-	-	-	-	-	-	-
New Debt - Loans or Other	1,666	13,668	10,000	18,000	14,000	3,000	7,000	43,000
Total Outstanding LT Debt	175,269	172,034	164,368	163,971	158,823	143,491	132,565	158,398
Total Annual Debt Service Payment	16,900	21,221	21,851	22,662	23,616	22,582	21,945	21,697
Debt Service Requirement	1.15	1.15	1.15	1.15	1.15	1.15	1.15	1.15
Debt Service Coverage (Bond)	3.17	2.79	2.68	2.71	2.84	3.86	4.18	4.40
Debt Service Coverage (Total)	1.76	1.25	1.16	1.15	1.16	1.37	1.51	1.60
Debt/Equity Ratio	53 / 47	50 / 50	48 / 52	47 / 53	45 / 55	41 / 59	38 / 62	40 / 60
Rate Change Percent	0.81%	3.00%	4.50%	7.00%	5.00%	7.50%	5.60%	4.50%
Single Family Rate (\$)	54.71	56.01	58.53	62.63	65.76	70.69	74.65	78.01
Statistical/Performance Trends								
Number of Accounts	57,600	57,698	57,796	57,894	57,993	58,091	58,190	58,289
Average Treatment (MGD)	32.1	32.2	32.2	32.3	32.3	32.4	32.4	32.5
Miles of Wastewater Lines	765	766	768	769	770	772	773	774

⁽¹⁾ Expenses shown include all transfers to General Government and all non-cash items: depreciation (including depreciation on assets purchased with grant funds) and amortization activities.

⁽²⁾ Included in total expenses calculated in Net Income.

⁽³⁾ 2022 Bond Issue paid off existing short-term borrowing program debt, no new proceeds

Millions Gallons/Day (MGD)

Anchorage Wastewater Utility Statement of Revenues and Expenses

	2023 Actuals Unaudited	2024 Proforma	\$ Change	2024 Revised	\$ Change	2025 Proposed	25 v 24 % Change
Operating Revenue							
Residential Sales	48,751,452	50,190,000	310,000	50,500,000	2,100,000	52,600,000	4.16%
Commercial Sales	14,356,026	14,394,000	406,000	14,800,000	100,000	14,900,000	0.68%
Public Authority Sales	3,032,118	3,016,000	84,000	3,100,000	100,000	3,200,000	3.23%
Miscellaneous	1,482,714	1,084,000	(84,000)	1,000,000	141,000	1,141,000	14.10%
Total Operating Revenue	67,622,310	68,684,000	716,000	69,400,000	2,441,000	71,841,000	3.52%
Non Operating Revenue							
Investment Income	3,386,277	1,966,654	11,396	1,978,050	(58,000)	1,920,050	-2.93%
Other Income	20,294	6,358	(1,358)	5,000	-	5,000	0.00%
Total Non Operating Revenue	3,406,572	1,973,012	10,038	1,983,050	(58,000)	1,925,050	-2.92%
Total Revenue	71,028,882	70,657,012	726,038	71,383,050	2,383,000	73,766,050	3.34%
Operating Expense							
Salaries and Benefits	17,359,865	18,845,874	347,111	19,192,985	1,809,635	21,002,620	9.43%
Overtime	558,094	766,611	(347,111)	419,500	-	419,500	0.00%
Total Labor	17,917,959	19,612,485	-	19,612,485	1,809,635	21,422,120	9.23%
Supplies	3,701,558	4,210,428	(367,013)	3,843,415	511,245	4,354,660	13.30%
Travel	77,816	85,648	16,452	102,100	25,400	127,500	24.88%
Contractual/Other Services	12,143,205	11,695,575	367,013	12,062,588	1,329,481	13,392,069	11.02%
Dividend to General Government	-	-	-	-	-	-	0.00%
Manageable Direct Cost Total	15,922,580	15,991,651	16,452	16,008,103	1,866,126	17,874,229	11.66%
Municipal Enterprise/Utility Service Assessment	6,958,865	6,775,400	(439,062)	6,336,338	590,609	6,926,947	9.32%
Depreciation/Amortization	12,429,926	11,582,564	(11,730)	11,570,834	423,203	11,994,037	3.66%
Non-Manageable Direct Cost Total	19,388,791	18,357,964	(450,792)	17,907,172	1,013,812	18,920,984	5.66%
Charges by/to Other Departments	2,119,010	2,408,378	23,370	2,431,748	143,577	2,575,325	5.90%
Intradepartmental Overheads	(1,117,967)	(292,445)	75,615	(216,830)	(364,977)	(581,807)	168.32%
Total Operating Expense	54,230,372	56,078,033	(335,355)	55,742,678	4,468,173	60,210,851	8.02%
Non Operating Expense							
Amortization of Debt Expense	(666,917)	(668,626)	-	(668,626)	23,226	(645,400)	-3.47%
Debt Issuance Costs	-	-	100,000	100,000	-	100,000	0.00%
Interest on Bonded Debt	3,786,746	3,950,000	-	3,950,000	(575,000)	3,375,000	-14.56%
Interest on Loans	1,354,746	1,650,000	-	1,650,000	(125,000)	1,525,000	-7.58%
Interest During Construction (AFUDC)	(763,610)	(900,000)	-	(900,000)	-	(900,000)	0.00%
Lease Principle/Interest Expense	1,460	1,600	-	1,600	-	1,600	0.00%
Total Non Operating Expense	3,712,425	4,032,974	100,000	4,132,974	(676,774)	3,456,200	-16.37%
Total Expense	57,942,797	60,111,007	(235,355)	59,875,652	3,791,399	63,667,051	6.33%
Net Income (Loss)	13,086,085	10,546,005	961,393	11,507,398	(1,408,399)	10,098,999	-12.24%
Appropriation:							
Total Expense		60,111,007	(235,355)	59,875,652	3,791,399	63,667,051	6.33%
Less: Non Cash Items							
Depreciation/Amortization		11,582,564	(11,730)	11,570,834	423,203	11,994,037	3.66%
Amortization of Debt Expense		(668,626)	-	(668,626)	23,226	(645,400)	-3.47%
Interest During Construction (AFUDC)		(900,000)	-	(900,000)	-	(900,000)	0.00%
Total Non-Cash		10,013,938	(11,730)	10,002,208	446,429	10,448,637	4.46%
Amount to be Appropriated (Function Cost/Cash Expense)		50,097,069	(223,625)	49,873,444	3,344,970	53,218,414	6.71%

Anchorage Wastewater Utility Reconciliation from 2024 Revised Budget to 2025 Proposed Budget

	Expenses	Positions		
		FT	PT	Temp/ Seas
2024 Revised Budget (Appropriation)	49,873,444	162	1	1
2024 One-Time Requirements				
Reverse - One-Time - 2024 1Q - \$1K 2024 retention bonus for all NON Rep Employees	(50,000)	-	-	-
Transfers by/to Other Departments				
- Charges by Other Departments	143,577	-	-	-
- Intra Departmental Overhead Charges	(364,977)	-	-	-
- Municipal Utility Service Assessment (MUSA)	590,609	-	-	-
Debt Service Charges				
- Amortization of Debt Expense	23,266	-	-	-
- Interest on Bonded Debt	(575,000)	-	-	-
- Interest on Loans	(125,000)	-	-	-
Changes in Existing Programs/Funding for 2025				
- Salaries and benefits adjustments	781,603	-	-	-
- Contractual Services	923,261	-	-	-
- Supplies	133,384	-	-	-
2025 Continuation Level	51,354,167	162	1	1
2025 Proposed Budget Changes				
- New GIS Analyst, Grade 16, Full-Time	86,000	1	-	-
- New Collection/Distribution Operator, Grade 21, Full-Time	63,000	1	-	-
- Two (2) New Fleet Journeyman Technicians, Grade 21, Full-Time	126,000	2	-	-
- New Carpenter Craftsman, Grade 21, Full-Time	63,000	1	-	-
- New Principal Accountant, Grade 16, Full-Time	86,000	1	-	-
- New Customer Service Representative Trainer, Grade 14, Full-time	60,000	1	-	-
- Five (5) Interns, Part-Time/Temporary	150,000	-	-	5
- Fund filled Assistant General Manager position, Full-Time	130,000	1	-	-
- Replace Administrative Assistant, Grade 9 with Administrative Officer, Grade 15	70,000	-	-	-
- Replace Accountant, Grade 13 with SAP Functional Analyst, Grade 16	31,310	-	-	-
- Replace Junior Administrative Officer, Grade 12 with Lead Payroll/Accounts Payable, Grade 14	11,685	-	-	-
- Various upgrades for retention	201,037	-	-	-
- Depreciation	423,203	-	-	-
- Insurance	14,420	-	-	-
- Repair & Maintenance Supplies	377,861	-	-	-
- Travel	25,400	-	-	-
- Utilities	391,800	-	-	-
2025 Proposed Budget	53,664,883	170	1	6
2025 Budget Adjustment for Accounting Transactions (Appropriation)				
- Amortization of Debt Expense	(23,266)	-	-	-
- Depreciation	(423,203)	-	-	-
2025 Proposed Budget (Appropriation)	53,218,414	170	1	6
Position count is for both Water and Wastewater utilities, FTE shows allocation of the positions to this utility.		2025 Proposed FTE		
		166.3	0.25	3.43

Anchorage Wastewater Utility 2025 Capital Improvement Budget

(in thousands)

Projects	Debt	State	Federal	Equity	Total
Aigot Strom Subdivision Sewer Upgrades	800	-	-	-	800
Alaska Department of Transportation-MOA Emergency	-	-	-	1,000	1,000
Asplund Wastewater Treatment Facility Dewatering	-	-	-	1,500	1,500
Asplund Wastewater Treatment Facility National	-	-	-	1,000	1,000
Pollution Discharge Elimination System Permit Renewal	-	-	-	-	-
Asplund Wastewater Treatment Facility Supervisory	-	-	-	250	250
Control and Data Acquisition Gas Panel Replacement	-	-	-	-	-
Comprehensive Lock and Key Upgrade	-	-	-	250	250
Controlnet to Ethernet Migration	-	-	-	320	320
Customer Information System Replacement	-	-	-	2,500	2,500
Eagle River Wastewater Treatment Facility Tertiary Filter	1,000	-	-	-	1,000
Improvements	-	-	-	-	-
Eagle River Wastewater Treatment Facility Ultraviolet	1,700	-	-	-	1,700
and Washwater Upgrades	-	-	-	-	-
Facility Equipment	-	-	-	1,000	1,000
Facility Plant	-	-	-	1,000	1,000
Fats, Oils, Grease (FOG) Receiving Station	3,000	-	-	-	3,000
Girdwood Sewer Inflow & Infiltration Phase I A	1,300	-	-	-	1,300
Girdwood Wastewater Treatment Facility Filtration	-	-	-	400	400
Supervisory Control and Data Acquisition Panel Upg	-	-	-	-	-
Girdwood Wastewater Treatment Facility Recycled Water	-	-	-	250	250
System	-	-	-	-	-
Heavy Rolling Stock	-	-	-	750	750
Hydraulic Model Upgrades	-	-	-	50	50
Information Technology Administrative Systems SWR	-	-	-	65	65
Pool	-	-	-	-	-
Information Technology Infrastructure	-	-	-	300	300
Information Technology Operational Systems	-	-	-	15	15
King Street Grease Pit	-	-	-	2,000	2,000
Pump Station 12 Force Main Interceptor C Gravity	7,400	-	-	200	7,600
Junction Rehabilitation	-	-	-	-	-
Pump Station 2 Rehabilitation	4,500	-	-	-	4,500
Safety Improvements SWR	-	-	-	100	100
Supervisory Control and Data Acquisition Network	-	-	-	250	250
Segmentation	-	-	-	-	-
Supervisory Control and Data Network Improvements	-	-	-	300	300
Vehicles	-	-	-	500	500
Total	19,700	-	-	14,000	33,700

Anchorage Wastewater Utility 2025 - 2030 Capital Improvement Program

(in thousands)

Projects	Year	Debt	State	Federal	Equity	Total
ADOT-MOA Emergency						
Alaska Department of Transportation-MOA Emergency	2025	-	-	-	1,000	1,000
	2026	595	-	-	405	1,000
	2027	1,000	-	-	-	1,000
	2028	-	-	-	1,000	1,000
	2029	-	-	-	1,000	1,000
	2030	-	-	-	1,000	1,000
		1,595	-	-	4,405	6,000
Equipment						
Facility Equipment	2025	-	-	-	1,000	1,000
	2026	1,000	-	-	-	1,000
	2027	-	-	-	1,000	1,000
	2028	-	-	-	1,000	1,000
	2029	-	-	-	1,000	1,000
	2030	-	-	-	1,000	1,000
		1,000	-	-	5,000	6,000
Facility Plant	2025	-	-	-	1,000	1,000
	2026	1,000	-	-	-	1,000
	2027	-	-	-	1,000	1,000
	2028	-	-	-	1,000	1,000
	2029	-	-	-	1,000	1,000
	2030	-	-	-	1,000	1,000
		1,000	-	-	5,000	6,000
Global Positioning System Unit Upgrades	2027	-	-	-	25	25
Information Technology Infrastructure	2025	-	-	-	300	300
	2026	-	-	-	300	300
	2027	-	-	-	300	300
	2028	-	-	-	300	300
	2029	-	-	-	300	300
	2030	-	-	-	300	300
		-	-	-	1,800	1,800
Supervisory Control and Data Network Improvements	2025	-	-	-	300	300
	2026	-	-	-	300	300
	2027	-	-	-	300	300
	2028	-	-	-	300	300
	2029	-	-	-	300	300

Anchorage Wastewater Utility 2025 - 2030 Capital Improvement Program

(in thousands)

Projects	Year	Debt	State	Federal	Equity	Total
Supervisory Control and Data Network Improvements	2030	-	-	-	300	300
		-	-	-	1,800	1,800
Management Information Systems						
Customer Information System Replacement	2025	-	-	-	2,500	2,500
Geographic Information System Application Development	2026	-	-	-	45	45
	2028	-	-	-	45	45
	2030	-	-	-	45	45
		-	-	-	135	135
Hydraulic Model Upgrades	2025	-	-	-	50	50
	2026	-	-	-	50	50
	2027	-	-	-	50	50
	2028	-	-	-	50	50
	2029	-	-	-	50	50
	2030	-	-	-	50	50
		-	-	-	300	300
Information Technology Administrative Systems SWR Pool	2025	-	-	-	65	65
	2026	-	-	-	65	65
	2027	-	-	-	65	65
	2028	-	-	-	65	65
	2029	-	-	-	65	65
	2030	-	-	-	65	65
		-	-	-	390	390
Information Technology Operational Systems	2025	-	-	-	15	15
	2026	-	-	-	15	15
	2027	-	-	-	15	15
	2028	-	-	-	15	15
	2029	-	-	-	15	15
	2030	-	-	-	15	15
		-	-	-	90	90
No Category						
Asplund Wastewater Treatment Facility Dewatering	2025	-	-	-	1,500	1,500
Asplund Wastewater Treatment Facility Dewatering II	2026	6,000	-	-	-	6,000

Anchorage Wastewater Utility 2025 - 2030 Capital Improvement Program

(in thousands)

Projects	Year	Debt	State	Federal	Equity	Total
Comprehensive Lock and Key Upgrade	2025	-	-	-	250	250
Debora Subdivision Sewer Upgrade	2026	500	-	-	-	500
	2027	1,500	-	-	-	1,500
		2,000	-	-	-	2,000
Eagle River Wastewater Treatment Facility Building 2 Roof and Control Panels	2029	1,780	-	-	2,920	4,700
Eagle River Wastewater Treatment Facility Clarifiers 1 and 2 Rehabilitation	2030	-	-	-	4,000	4,000
Plant						
3rd and Reeve Boulevard Sewer Main	2026	500	-	-	-	500
	2027	1,500	-	-	-	1,500
		2,000	-	-	-	2,000
Aigot Strom Subdivision Sewer Upgrades	2025	800	-	-	-	800
Asplund Wastewater Treatment Facility National Pollution Discharge Elimination System Permit Renewal	2025	-	-	-	1,000	1,000
	2026	1,000	-	-	-	1,000
		1,000	-	-	1,000	2,000
Asplund Wastewater Treatment Facility Supervisory Control and Data Acquisition Gas Panel Replacement	2025	-	-	-	250	250
Asplund Wastewater Treatment Facility Supervisory Control and Data Acquisition Communication Improvem	2026	1,000	-	-	-	1,000
Controlnet to Ethernet Migration	2025	-	-	-	320	320
	2026	-	-	-	320	320
		-	-	-	640	640
D-2-4 Trunk Improvements	2026	3,000	-	-	-	3,000
Eagle River Wastewater Treatment Heating, Ventilation, and Air Conditioning and Safety Improvement	2027	3,000	-	-	-	3,000
Eagle River Wastewater Treatment Facility Biological Processes and Site Upgrades	2028	2,600	-	-	-	2,600
Eagle River Wastewater Treatment Facility Building, Site and Headworks Improvements	2030	-	-	-	760	760
Eagle River Wastewater Treatment Facility Motor Control Center, Electrical Panel, and Lighting Impro	2030	-	-	-	1,515	1,515

Anchorage Wastewater Utility 2025 - 2030 Capital Improvement Program

(in thousands)

Projects	Year	Debt	State	Federal	Equity	Total
Eagle River Wastewater Treatment Facility Tertiary Filter Improvements	2025	1,000	-	-	-	1,000
	2026	3,000	-	-	-	3,000
		4,000	-	-	-	4,000
Eagle River Wastewater Treatment Facility Ultraviolet and Washwater Upgrades	2025	1,700	-	-	-	1,700
Fats, Oils, Grease (FOG) Receiving Station	2025	3,000	-	-	-	3,000
Girdwood Inflow and Infiltration Pool	2026	1,000	-	-	-	1,000
	2027	1,000	-	-	-	1,000
	2028	-	-	-	1,000	1,000
	2029	-	-	-	1,000	1,000
	2030	-	-	-	1,000	1,000
		2,000	-	-	3,000	5,000
Girdwood Sewer Inflow & Infiltration Phase I A	2025	1,300	-	-	-	1,300
Girdwood Wastewater Treatment Facility Filtration Supervisory Control and Data Acquisition Panel Upg	2025	-	-	-	400	400
Girdwood Wastewater Treatment Facility Recycled Water System	2025	-	-	-	250	250
Girdwood Wastewater Treatment Facility Strategic Major Rehabilitation	2027	1,000	-	-	-	1,000
	2028	1,000	-	-	-	1,000
	2029	-	-	-	1,000	1,000
	2030	-	-	-	1,000	1,000
		2,000	-	-	2,000	4,000
King Street Grease Pit	2025	-	-	-	2,000	2,000
King Street Grit Facility Upgrades	2026	1,000	-	-	-	1,000
Large Diameter Sewer Manholes	2028	1,135	-	-	1,865	3,000
Plant Oversize & Betterments	2026	10	-	-	-	10
	2028	-	-	-	10	10
	2030	-	-	-	10	10
		10	-	-	20	30
Pump Station 12 Force Main Interceptor C Gravity Junction Rehabilitation	2025	7,400	-	-	200	7,600
Pump Station 2 Rehabilitation	2025	4,500	-	-	-	4,500
Safety Improvements SWR	2025	-	-	-	100	100

Anchorage Wastewater Utility 2025 - 2030 Capital Improvement Program

(in thousands)

Projects	Year	Debt	State	Federal	Equity	Total
Safety Improvements SWR	2026	100	-	-	-	100
	2027	100	-	-	-	100
	2028	-	-	-	100	100
	2029	-	-	-	100	100
	2030	-	-	-	100	100
		200	-	-	400	600
Supervisory Control and Data Acquisition Network Segmentation	2025	-	-	-	250	250
	2026	-	-	-	250	250
	2027	-	-	-	125	125
		-	-	-	625	625
Worst Subdivision Sewer Lining	2026	1,000	-	-	-	1,000
Vehicles/Fleet						
Heavy Rolling Stock	2025	-	-	-	750	750
	2026	-	-	-	750	750
	2027	130	-	-	620	750
	2028	-	-	-	750	750
	2029	-	-	-	750	750
	2030	-	-	-	750	750
		130	-	-	4,370	4,500
Vehicles	2025	-	-	-	500	500
	2026	-	-	-	500	500
	2027	-	-	-	500	500
	2028	-	-	-	500	500
	2029	-	-	-	500	500
	2030	-	-	-	500	500
		-	-	-	3,000	3,000
Total		56,150	-	-	52,410	108,560

3rd and Reeve Boulevard Sewer Main

Project ID	ASU2023012	Department	Anchorage Wastewater Utility					
Project Type	Replacement	Start Date	January 2026					
District	Assembly: Section 1, Downtown, Seat B & L	End Date	December 2028					
Community Council								
Description								
Rehabilitate or replace approximately 540 feet of damaged 8-inch sewer main on accelerated line cleaning.								
Comments								
New project								
Version	2025 Proposed							
		2025	2026	2027	2028	2029	2030	Total
Revenue Sources	Fund							
Bond Sale Proceeds	550200 - Sewer Utility CIP	-	500	1,500	-	-	-	2,000
Total (in thousands)		-	500	1,500	-	-	-	2,000

Alaska Department of Transportation-MOA Emergency

Project ID ASU2021012 **Department** Anchorage Wastewater Utility
Project Type Replacement **Start Date**
District **End Date**

Community Council**Description**

Provides funding for Anchorage Wastewater Utility projects of an emergency nature or done in conjunction with road agencies. These projects are developed as needed for emergency repairs to the collection system and/or through coordination with the State of Alaska Department of Transportation & Public Facilities, Municipality of Anchorage (MOA) Project Management & Engineering, as well as other local/state agencies.

Comments

Annual Funding Pool

Version 2025 Proposed

		2025	2026	2027	2028	2029	2030	Total
Revenue Sources	Fund							
Bond Sale Proceeds	550200 - Sewer Utility CIP	-	595	1,000	-	-	-	1,595
Net Position	550200 - Sewer Utility CIP	1,000	405	-	1,000	1,000	1,000	4,405
Total (in thousands)		1,000	1,000	1,000	1,000	1,000	1,000	6,000

**Asplund Wastewater Treatment Facility National Pollution Discharge Elimination System
Permit Renewal**

Project ID	ASU2021014	Department	Anchorage Wastewater Utility
Project Type	New	Start Date	January 2022
District		End Date	December 2028

**Community
Council**

Description

Renew the National Pollutant Discharge Elimination System (NPDES) permit under Section 301(h) of the Clean Water Act for the John M. Asplund Water Pollution Control Facility (AWPCF), also known as the Asplund Wastewater Treatment Facility (AWWTF). This effort requires the coordination of municipal staff, legal experts, technical assistance from specialists in chemistry, marine biology, sedimentology, toxicology, estuarine hydrodynamics, and others.

Comments

Project is in design phase

Version 2025 Proposed

		2025	2026	2027	2028	2029	2030	Total
Revenue Sources	Fund							
Bond Sale Proceeds	550200 - Sewer Utility CIP	-	1,000	-	-	-	-	1,000
Net Position	550200 - Sewer Utility CIP	1,000	-	-	-	-	-	1,000
Total (in thousands)		1,000	1,000	-	-	-	-	2,000

Asplund Wastewater Treatment Facility Supervisory Control and Data Acquisition Gas Panel Replacement

Project ID	ASU2022001	Department	Anchorage Wastewater Utility					
Project Type	Replacement	Start Date	January 2025					
District		End Date	December 2025					
Community Council								
Description	Purchase a new engineered, Underwriters' Laboratories (UL) listed gas control panel installed and integrated into the Supervisory Control and Data Acquisition system at Asplund Wastewater Treatment Facility.							
Comments	New Project							
Version	2025 Proposed							
		2025	2026	2027	2028	2029	2030	Total
Revenue Sources	Fund							
Net Position	550200 - Sewer Utility CIP	250	-	-	-	-	-	250
Total (in thousands)		250	-	-	-	-	-	250

Controlnet to Ethernet Migration

Project ID	ASU2023010	Department	Anchorage Wastewater Utility
Project Type	Replacement	Start Date	January 2024
District		End Date	December 2027
Community Council			
Description	Upgrade Controlnet to Ethernet prior to Rockwell ceasing to support Controlnet in 2027 at all facilities utilizing Controlnet.		
Comments	New project - has a related Water Utility project		

Version 2025 Proposed								
		2025	2026	2027	2028	2029	2030	Total
Revenue Sources	Fund							
Net Position	550200 - Sewer Utility CIP	320	320	-	-	-	-	640
Total (in thousands)		320	320	-	-	-	-	640

Customer Information System Replacement

Project ID

ASU2021018

Project Type

Replacement

District

Department

Anchorage Wastewater Utility

Start Date

January 2024

End Date

December 2027

Community Council

Description

Replace the Customer Information System Banner software. The replacement will happen through a competitive procurement process and implementation effort. The new system will be selected and implemented with utility-wide cross-functional participation in order to meet the utility's needs and requirements, to include interfacing with other systems.

Comments

New project - has a related Water Utility project

Version 2025 Proposed		2025	2026	2027	2028	2029	2030	Total
Revenue Sources	Fund							
Net Position	550200 - Sewer Utility CIP	2,500	-	-	-	-	-	2,500
Total (in thousands)		2,500	-	-	-	-	-	2,500

D-2-4 Trunk Improvements

Project ID	ASU2016009	Department	Anchorage Wastewater Utility
Project Type	Improvement	Start Date	April 2017
District		End Date	December 2027

Community Council

Description

This project will provide better access for preventative and emergency maintenance to a large diameter gravity sewer main line that is part of the D-2-4 Trunk Main.

Comments

Project is in design phase

Version 2025 Proposed

		2025	2026	2027	2028	2029	2030	Total
Revenue Sources	Fund							
Bond Sale Proceeds	550200 - Sewer Utility CIP	-	3,000	-	-	-	-	3,000
Total (in thousands)		-	3,000	-	-	-	-	3,000

Eagle River Wastewater Treatment Heating, Ventilation, and Air Conditioning and Safety Improvement

Project ID	ASU2022005	Department	Anchorage Wastewater Utility
Project Type	Improvement	Start Date	January 2028
District		End Date	December 2029

Community Council

Description

Install fiberglass infill panels to reduce openings between rails to less than 4-inch on-center wherever public access is expected in the Eagle River Wastewater Treatment Facility. Install additional emergency lights and illuminated exit signs in Building 2, additional lighting and new illuminated exit signs. Upgrade Personal Address (PA) system components to restore full functionality of the PA system. Replace the heating, ventilation, and air-conditioning (HVAC) systems in Building 1 including in the admin area, garage/shop areas and process areas. Replace unit heaters in the process area and relocate for better access for maintenance. Replace the HVAC systems in Building 2 including the unit heaters, makeup air units, fans and dampers. Reconfigure the boiler vent piping to prevent frosting of the air intakes in Building 4.

Comments

New project

Version 2025 Proposed

		2025	2026	2027	2028	2029	2030	Total
Revenue Sources	Fund							
Bond Sale Proceeds	550200 - Sewer Utility CIP	-	-	3,000	-	-	-	3,000
Total (in thousands)		-	-	3,000	-	-	-	3,000

Eagle River Wastewater Treatment Facility Biological Processes and Site Upgrades

Project ID	ASU2022015	Department	Anchorage Wastewater Utility
Project Type	Improvement	Start Date	January 2028
District		End Date	December 2028

Community Council**Description**

Install wye cleanouts, and/or manholes on the existing 48-inch primary effluent pipeline at Eagle River Wastewater Treatment Facility that will enable access to the pipeline interior by the sewer crews and their jetting equipment. Periodic cleaning would help assess whether the 48-inch primary effluent line is a contributing factor for excessive filamentous growth. Rehabilitate the gravity thickener, procure spare primary thickened sludge pump components, and replace the panel equipment serving the existing gravity belt thickeners.

Comments

New project

Version 2025 Proposed

		2025	2026	2027	2028	2029	2030	Total
Revenue Sources	Fund							
Bond Sale Proceeds	550200 - Sewer Utility CIP	-	-	-	2,600	-	-	2,600
Total (in thousands)		-	-	-	2,600	-	-	2,600

Eagle River Wastewater Treatment Facility Building, Site and Headworks Improvements

Project ID	ASU2022006	Department	Anchorage Wastewater Utility
Project Type	Improvement	Start Date	January 2028
District		End Date	December 2029

Community Council

Description

Install channel inserts or use pressurized water to aid in grit removal from the influent channel in Building 4 of the Eagle River Wastewater Treatment Facility. Reduce the noise produced by the standby generator by installing acoustic panels or similar materials on the walls of the generator room and improve the seals on the existing doors. Install customized and prefabricated fiberglass enclosures around odor control fans in Building 1 and Building 4 to retain maintenance access to the fan equipment while significantly reducing the noise. Replace doors, frames, and hardware in Building 2 and add area heater to seasonally direct heated air at interior of double doors to prevent frost formation and maintain door operability. New door equipment and hardware should be selected for corrosion resistance. Replace the vertical ladder access to the mezzanine in the mechanical room with a ships stair to provide safer access to air handler units. Remove the curb and gutter in front of Building 2 and replace with small drainage ditch/channel to improve drainage away from building, repair existing storm water culverts, and address the drainage on the west side of Building 1.

Comments

New project

Version 2025 Proposed

		2025	2026	2027	2028	2029	2030	Total
Revenue Sources	Fund							
Net Position	550200 - Sewer Utility CIP	-	-	-	-	-	760	760
Total (in thousands)		-	-	-	-	-	760	760

Eagle River Wastewater Treatment Facility Motor Control Center, Electrical Panel, and Lighting Impro

Project ID	ASU2022004	Department	Anchorage Wastewater Utility
Project Type	Improvement	Start Date	January 2028
District		End Date	December 2029

Community Council

Description

Replace Square D Motor Control Centers (MCC) with Allen-Bradley Motor Control Centers at Eagle River Wastewater Treatment Facility. Replace all branch panels and relocate transformers feeding the three panels in the garage/shop to allow code-compliant clear working space in front of the panels. Replace MCC-1 and MCC-1X in Building 1, and MCC-2X in Building 2. Replace the branch panel equipment in Buildings 1 and 2 and add a third branch panel to Building 2 to allow for future expansion. Install additional emergency lights and illuminated exit signs in Building 2, to meet the minimum lighting level requirements along paths of egress. Replace all existing fluorescent and metal halide fixtures with new LED fixtures which will improve lighting levels and the overall quality of light, as well as provide substantial energy savings.

Comments

New project

Version 2025 Proposed

		2025	2026	2027	2028	2029	2030	Total
Revenue Sources	Fund							
Net Position	550200 - Sewer Utility CIP	-	-	-	-	-	1,515	1,515
Total (in thousands)		-	-	-	-	-	1,515	1,515

Eagle River Wastewater Treatment Facility Tertiary Filter Improvements

Project ID

ASU2022007

Project Type

Improvement

District

Department

Anchorage Wastewater Utility

Start Date

January 2025

End Date

December 2027

Community Council

Description

Replace sand filter at Eagle River Wastewater Treatment Facility with compressible media filters, disk filters or pile cloth filters. These options fit in a smaller footprint which allows for greater hydraulic capacity, process redundancy, and will reduce or eliminate the need to bypass the tertiary filter for caustic cleaning. Cloth pile filter media could be replaced by Anchorage Water & Wastewater Utility personnel when needed.

Comments

New project

Version 2025 Proposed								
		2025	2026	2027	2028	2029	2030	Total
Revenue Sources	Fund							
Bond Sale Proceeds	550200 - Sewer Utility CIP	1,000	3,000	-	-	-	-	4,000
Total (in thousands)		1,000	3,000	-	-	-	-	4,000

Eagle River Wastewater Treatment Facility Ultraviolet and Washwater Upgrades

Project ID	ASU2023001	Department	Anchorage Wastewater Utility
Project Type	Rehabilitation	Start Date	January 2022
District		End Date	December 2026

Community Council**Description**

Rehabilitate and upgrade the Ultraviolet disinfection process to extend useful life and meet Alaska Pollutant Discharge Elimination System permit requirements. Expand the existing wash water supply system to meet current and future demands.

Comments

Project is in design phase

Version 2025 Proposed

		2025	2026	2027	2028	2029	2030	Total
Revenue Sources	Fund							
Bond Sale Proceeds	550200 - Sewer Utility CIP	1,700	-	-	-	-	-	1,700
Total (in thousands)		1,700	-	-	-	-	-	1,700

Facility Equipment

Project ID ASU2021007 **Department** Anchorage Wastewater Utility
Project Type Replacement **Start Date**
District **End Date**

Community Council

Description

This pool will provide for the purchase of new equipment for the replacement of worn equipment within the sewer collection system. Examples of such equipment include pumps, electric motors, instruments, air conditioning equipment, electrical switch gear, etc.

Comments

Annual Funding Pool

Version 2025 Proposed

		2025	2026	2027	2028	2029	2030	Total
Revenue Sources	Fund							
Bond Sale Proceeds	550200 - Sewer Utility CIP	-	1,000	-	-	-	-	1,000
Net Position	550200 - Sewer Utility CIP	1,000	-	1,000	1,000	1,000	1,000	5,000
Total (in thousands)		1,000	1,000	1,000	1,000	1,000	1,000	6,000

Facility Plant

Project ID ASU2021011 **Department** Anchorage Wastewater Utility
Project Type Replacement **Start Date**
District **End Date**

Community Council

Description

This pool will provide for the purchase of new equipment for the replacement of worn equipment in the sewer treatment system. Examples of such equipment include pumps, electric motors, instruments, air conditioning equipment, electrical switch gear, etc.

Comments

Annual Funding Pool

Version 2025 Proposed

		2025	2026	2027	2028	2029	2030	Total
Revenue Sources	Fund							
Bond Sale Proceeds	550200 - Sewer Utility CIP	-	1,000	-	-	-	-	1,000
Net Position	550200 - Sewer Utility CIP	1,000	-	1,000	1,000	1,000	1,000	5,000
Total (in thousands)		1,000	1,000	1,000	1,000	1,000	1,000	6,000

Fats, Oils, Grease (FOG) Receiving Station

Project ID	ASU2022014	Department	Anchorage Wastewater Utility
Project Type	New	Start Date	January 2023
District		End Date	December 2027

Community Council**Description**

This project will resolve the issue of discharging fats, oils, grease, automotive byproducts and similar materials into collection system to ensure that the Utility complies with the Anchorage Sewer Utility Tariff, Municipal Code and the directives from the Environmental Protection Agency regarding the 301h waiver.

Comments

Project is in design phase

Version 2025 Proposed

		2025	2026	2027	2028	2029	2030	Total
Revenue Sources	Fund							
Bond Sale Proceeds	550200 - Sewer Utility CIP	3,000	-	-	-	-	-	3,000
Total (in thousands)		3,000	-	-	-	-	-	3,000

Geographic Information System Application Development

Project ID

ASU2021002

Project Type

IT

District

Department

Anchorage Wastewater Utility

Start Date

End Date

Community Council

Description

Geographic Information Systems (GIS) work to perform work associated with development of applications for essential business functions on an annual basis. The Utility relies heavily on GIS and mapping based on self-service to meet business needs.

Comments

Annual Funding Pool - has a related Water Utility project

Version 2025 Proposed

		2025	2026	2027	2028	2029	2030	Total
Revenue Sources	Fund							
Net Position	550200 - Sewer Utility CIP	-	45	-	45	-	45	135
Total (in thousands)		-	45	-	45	-	45	135

Girdwood Sewer Inflow & Infiltration Phase I A

Project ID

ASU2020003

Project Type

Rehabilitation

District

Department

Anchorage Wastewater Utility

Start Date

December 2020

End Date

May 2026

Community Council

Description

This project will replace seventeen (17) sewer services in the Alyeska Basin Subdivision to reduce groundwater inflow and infiltration entering the Girdwood Wastewater Treatment Facility

Comments

Project is in design phase

Version 2025 Proposed

		2025	2026	2027	2028	2029	2030	Total
Revenue Sources	Fund							
Bond Sale Proceeds	550200 - Sewer Utility CIP	1,300	-	-	-	-	-	1,300
Total (in thousands)		1,300	-	-	-	-	-	1,300

Girdwood Wastewater Treatment Facility Recycled Water System

Project ID

ASU2022003

Project Type

Improvement

District

Department

Anchorage Wastewater Utility

Start Date

January 2022

End Date

December 2026

Community Council

Description

Rehabilitate and upgrade the ultraviolet disinfection process to extend useful life and meet National Pollutant Discharge Elimination System permit requirements. Expand the existing wash water supply system to meet current and future demands.

Comments

New project

Version 2025 Proposed

		2025	2026	2027	2028	2029	2030	Total
Revenue Sources	Fund							
Net Position	550200 - Sewer Utility CIP	250	-	-	-	-	-	250
Total (in thousands)		250	-	-	-	-	-	250

Girdwood Wastewater Treatment Facility Strategic Major Rehabilitation

Project ID	ASU2023009	Department	Anchorage Wastewater Utility					
Project Type	Rehabilitation	Start Date						
District		End Date						
Community Council								
Description	Rehabilitate or replace worn components of the existing Girdwood Water Wastewater Treatment Facility which significantly impact the operation or performance of the facility to meet discharge permit requirements.							
Comments	New project							
Version	2025 Proposed							
		2025	2026	2027	2028	2029	2030	Total
Revenue Sources	Fund							
Bond Sale Proceeds	550200 - Sewer Utility CIP	-	-	1,000	1,000	-	-	2,000
Net Position	550200 - Sewer Utility CIP	-	-	-	-	1,000	1,000	2,000
Total (in thousands)		-	-	1,000	1,000	1,000	1,000	4,000

Global Positioning System Unit Upgrades

Project ID ASU2022016 **Department** Anchorage Wastewater Utility
Project Type Upgrade **Start Date** January 2027
District **End Date** December 2027

Community Council

Description

Purchase a minimum of two (2) high resolution global positioning system (GPS) units for use in downtown Anchorage and Girdwood.

Comments

New project - has a related Water Utility project

Version 2025 Proposed

		2025	2026	2027	2028	2029	2030	Total
Revenue Sources	Fund							
Net Position	550200 - Sewer Utility CIP	-	-	25	-	-	-	25
Total (in thousands)		-	-	25	-	-	-	25

Heavy Rolling Stock

Project ID	ASU2021009	Department	Anchorage Wastewater Utility
Project Type	Replacement	Start Date	January 2023
District		End Date	December 2029

**Community
Council**

Description

For the acquisitions, rehabilitation, or replacement of heavy rolling stock vehicles. Includes vactors, loaders, etc.

Comments

Annual Funding Pool

Version 2025 Proposed

[illegible]

Hydraulic Model Upgrades

Project ID	ASU2021005	Department	Anchorage Wastewater Utility
Project Type	IT	Start Date	January 2022
District		End Date	December 2029

Community Council**Description**

Development of upgrades to the sewer hydraulic model for essential business functions.

Comments

Annual Funding Pool - has a related Water Utility project

Version 2025 Proposed

		2025	2026	2027	2028	2029	2030	Total
Revenue Sources	Fund							
Net Position	550200 - Sewer Utility CIP	50	50	50	50	50	50	300
Total (in thousands)		50	50	50	50	50	50	300

Information Technology Administrative Systems SWR Pool

Project ID

ASU2021001

Department

Anchorage Wastewater Utility

Project Type

IT

Start Date

District

End Date

Community Council

Description

Upgrade or replace Information Technology (IT) and Customer Service software systems to address aging technology platforms and security vulnerabilities as needed. Systems include, but are not limited to: Business Intelligence, Enterprise Resource Planning, Geographic Information System (GIS), Mobile, Parcel, Project Management, Supervisory Control and Data Acquisition, Banner, Customer Information System, Neptune Meter Reading, Cash Register, Bill Payment and Presentment, Information Permitting Backflow, Teldig, Outage Notification, and Treatment IT Master Plan System Categories.

Comments

Annual Funding Pool - has a related Water Utility project

Version 2025 Proposed

		2025	2026	2027	2028	2029	2030	Total
Revenue Sources	Fund							
Net Position	550200 - Sewer Utility CIP	65	65	65	65	65	65	390
Total (in thousands)		65	65	65	65	65	65	390

Information Technology Infrastructure

Project ID ASU2021003 **Department** Anchorage Wastewater Utility
Project Type IT **Start Date**
District **End Date**

Community Council

Description

Installation, upgrade and replacement of Information Technology (IT) infrastructure including servers, network, storage, and security.

Comments

Annual Funding Pool - has a related Water Utility project

Version 2025 Proposed

		2025	2026	2027	2028	2029	2030	Total
Revenue Sources	Fund							
Net Position	550200 - Sewer Utility CIP	300	300	300	300	300	300	1,800
Total (in thousands)		300	300	300	300	300	300	1,800

Information Technology Operational Systems

Project ID

ASU2021004

Project Type

IT

District

Department

Anchorage Wastewater Utility

Start Date

End Date

Community Council

Description

Upgrade or replace Information Technology Operational Systems to address aging technology platforms and security vulnerabilities as needed. Systems include, but are not limited to: Work Management and other systems.

Comments

Annual Funding Pool - has a related Water Utility project

Version 2025 Proposed

		2025	2026	2027	2028	2029	2030	Total
Revenue Sources	Fund							
Net Position	550200 - Sewer Utility CIP	15	15	15	15	15	15	90
Total (in thousands)		15	15	15	15	15	15	90

King Street Grit Facility Upgrades

Project ID	ASU2022002	Department	Anchorage Wastewater Utility
Project Type	Upgrade	Start Date	January 2028
District		End Date	December 2029

Community Council

Description

Upgrades to the existing grit facility at King Street to be capable to accept the actual material that is disposed of at the Grit Facility.

Comments

New project

Version 2025 Proposed

		2025	2026	2027	2028	2029	2030	Total
Revenue Sources	Fund							
Bond Sale Proceeds	550200 - Sewer Utility CIP	-	1,000	-	-	-	-	1,000
Total (in thousands)		-	1,000	-	-	-	-	1,000

Large Diameter Sewer Manholes

Project ID	ASU2017001	Department	Anchorage Wastewater Utility					
Project Type	Improvement	Start Date	February 2018					
District		End Date	December 2029					
Community Council								
Description								
Strategically install new manholes on large diameter sewer mains to allow access for cleaning equipment.								
Comments								
Project is in design phase								
Version	2025 Proposed							
		2025	2026	2027	2028	2029	2030	Total
Revenue Sources	Fund							
Bond Sale Proceeds	550200 - Sewer Utility CIP	-	-	-	1,135	-	-	1,135
Net Position	550200 - Sewer Utility CIP	-	-	-	1,865	-	-	1,865
Total (in thousands)		-	-	-	3,000	-	-	3,000

Plant Oversize & Betterments

Project ID ASU2021013 **Department** Anchorage Wastewater Utility
Project Type Improvement **Start Date** January 2022
District **End Date** December 2029

Community Council**Description**

This funding is required to compensate private developers for Anchorage Wastewater Utility (ASU) requested betterments to ASU's existing infrastructure or for ASU requested oversizing of sewer mains installed by the developers.

Comments

Annual Funding Pool

Version 2025 Proposed

		2025	2026	2027	2028	2029	2030	Total
Revenue Sources	Fund							
Bond Sale Proceeds	550200 - Sewer Utility CIP	-	10	-	-	-	-	10
Net Position	550200 - Sewer Utility CIP	-	-	-	10	-	10	20
Total (in thousands)		-	10	-	10	-	10	30

Pump Station 12 Force Main Interceptor C Gravity Junction Rehabilitation

Project ID	ASU2016010	Department	Anchorage Wastewater Utility
Project Type	Rehabilitation	Start Date	June 2016
District		End Date	December 2026

Community Council**Description**

Rehabilitate the sewer force main-gravity junction of Interceptor C at the Pump Station 12 force main discharge. Perform condition assessment of both force mains, evaluate both pumps, evaluate valves, and evaluate electrical system.

Comments

Project is in design phase

Version 2025 Proposed

		2025	2026	2027	2028	2029	2030	Total
Revenue Sources	Fund							
Bond Sale Proceeds	550200 - Sewer Utility CIP	7,400	-	-	-	-	-	7,400
Net Position	550200 - Sewer Utility CIP	200	-	-	-	-	-	200
Total (in thousands)		7,600	-	-	-	-	-	7,600

Pump Station 2 Rehabilitation

Project ID	ASU2018009	Department	Anchorage Wastewater Utility					
Project Type	Rehabilitation	Start Date	January 2019					
District		End Date	December 2026					
Community Council								
Description	Perform rehabilitation to components of Pump Station 2 at the end of their service life, including pumps, mechanical piping, valves, electrical equipment, generator, and associated appurtenances such as supervisory control and data acquisition (SCADA) and security upgrades.							
Comments	Project is in design phase							
Version	2025 Proposed							
		2025	2026	2027	2028	2029	2030	Total
Revenue Sources	Fund							
Bond Sale Proceeds	550200 - Sewer Utility CIP	4,500	-	-	-	-	-	4,500
Total (in thousands)		4,500	-	-	-	-	-	4,500

Safety Improvements SWR

Project ID	ASU2023015	Department	Anchorage Wastewater Utility					
Project Type	Improvement	Start Date						
District		End Date						
Community Council								
Description								
Provides annual funding to actively improve safety on sewer assets as needed.								
Comments								
Annual Funding Pool								
Version	2025 Proposed							
		2025	2026	2027	2028	2029	2030	Total
Revenue Sources	Fund							
Bond Sale Proceeds	550200 - Sewer Utility CIP	-	100	100	-	-	-	200
Net Position	550200 - Sewer Utility CIP	100	-	-	100	100	100	400
Total (in thousands)		100	100	100	100	100	100	600

Supervisory Control and Data Acquisition Network Segmentation

Project ID

ASU2023007

Project Type

Improvement

District

Department

Anchorage Wastewater Utility

Start Date

January 2024

End Date

December 2027

Community Council

Description

Create three networks from the existing single supervisory control and data acquisition (SCADA) network at each plant separated by vlans and firewall rules to add resiliency to the SCADA network and comply with federal government cybersecurity recommendations.

Comments

Has a related Water Utility project

Version 2025 Proposed

		2025	2026	2027	2028	2029	2030	Total
Revenue Sources	Fund							
Net Position	550200 - Sewer Utility CIP	250	250	125	-	-	-	625
Total (in thousands)		250	250	125	-	-	-	625

Supervisory Control and Data Network Improvements

Project ID

ASU2021008

Project Type

Upgrade

District

Department

Anchorage Wastewater Utility

Start Date

January 2022

End Date

December 2029

Community Council

Description

Equipment upgrades and/or additions as services are added and technology ages. These may include, but are not limited to, upgrades to logic controllers, software replacement, and intelligence upgrades.

Comments

Annual Funding Pool - has related Water Utility project

Version 2025 Proposed

		2025	2026	2027	2028	2029	2030	Total
Revenue Sources	Fund							
Net Position	550200 - Sewer Utility CIP	300	300	300	300	300	300	1,800
Total (in thousands)		300	300	300	300	300	300	1,800

Vehicles

Project ID	ASU2021010	Department	Anchorage Wastewater Utility
Project Type	Replacement	Start Date	January 2021
District		End Date	December 2029
Community Council			
Description	Provides funding for major rehabilitation or replacement of Anchorage Wastewater Utility fleet vehicles at the end of their useful life.		
Comments	Annual Funding Pool - has a related Water Utility project		

Version 2025 Proposed								
		2025	2026	2027	2028	2029	2030	Total
Revenue Sources	Fund							
Net Position	550200 - Sewer Utility CIP	500	500	500	500	500	500	3,000
Total (in thousands)		500	500	500	500	500	500	3,000

Worst Subdivision Sewer Lining

Project ID	ASU2023016	Department	Anchorage Wastewater Utility					
Project Type	Rehabilitation	Start Date	January 2026					
District		End Date	December 2027					
Community Council								
Description								
Rehabilitate a 16 inch sewer trunk in the Worst Subdivision to reduce the risk of future failure in an environmentally sensitive area and in conjunction with a Solid Waste Services project.								
Comments								
New project								
Version	2025 Proposed							
		2025	2026	2027	2028	2029	2030	Total
Revenue Sources	Fund							
Bond Sale Proceeds	550200 - Sewer Utility CIP	-	1,000	-	-	-	-	1,000
Total (in thousands)		-	1,000	-	-	-	-	1,000