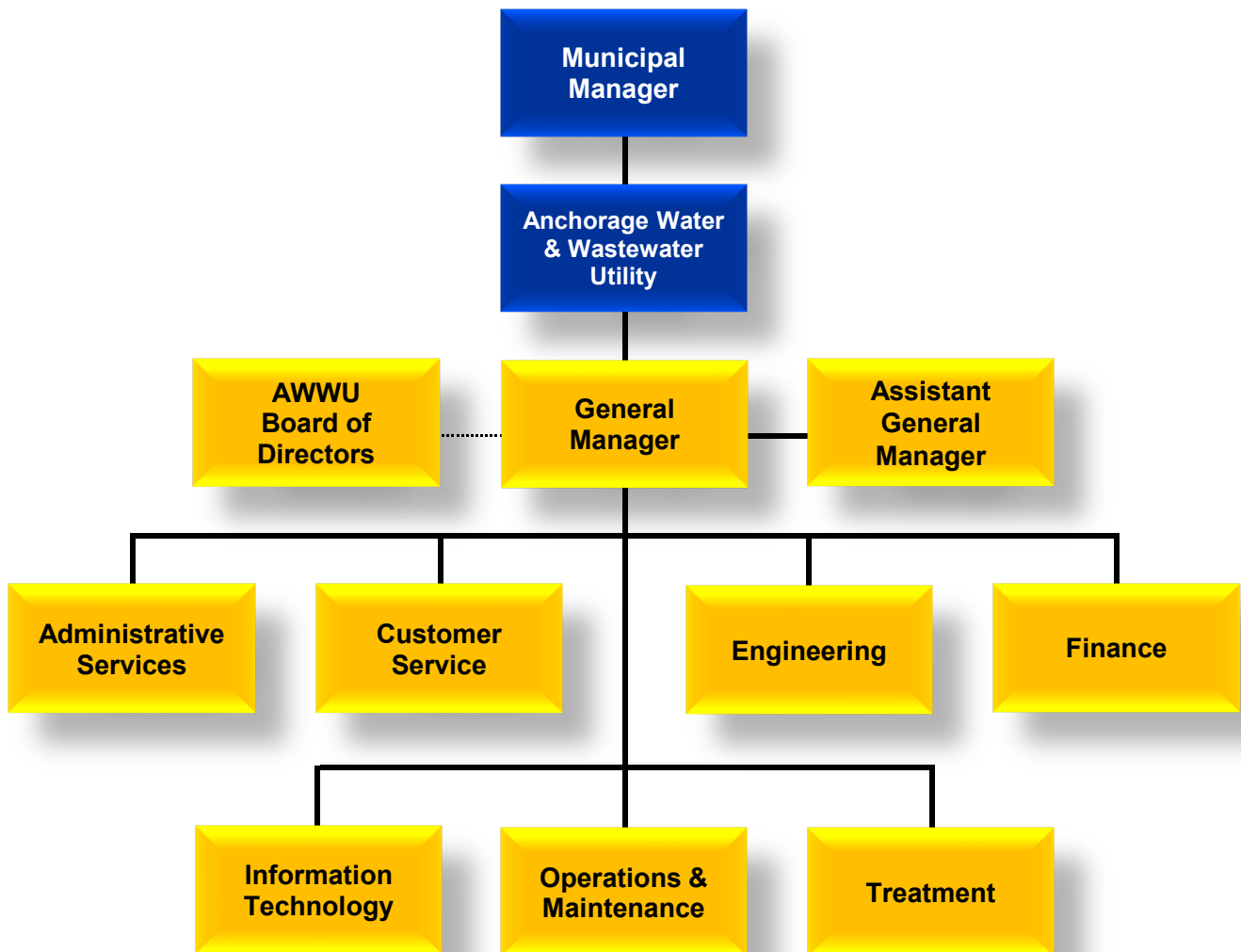


# Anchorage Water & Wastewater Utility



## Anchorage Water & Wastewater Utility Organizational Overview

### Overview

The Anchorage Water and Wastewater Utility (AWWU) is the largest water and wastewater utility in Alaska. AWWU currently serves the Municipality of Anchorage extending from Eklutna to as far south as Girdwood. Although they share one workforce, AWWU operates as two separate economic and regulated entities: the Anchorage Water Utility (AWU) and the Anchorage Wastewater Utility (ASU).



*AWWU Headquarters*

### System Description

To provide water and sewer services, AWWU owns and operates five Treatment Facilities (2 water and 3 wastewater), approximately 1,600 miles of pipe, and over 325,000 square feet of facility space distributed throughout the Municipality. The certificated water service area covers 130.4 square miles in three distinct geographic areas, Northern Communities, the Anchorage Bowl, and Girdwood Valley. Estimates place the water service population at approximately 243,000 people via nearly 56,700 customer accounts. The certificated sewer service area is larger, encompassing nearly all of the Municipality. ASU currently provides sewer service to approximately 252,500 people via approximately 57,600 customer accounts. Additionally, AWWU receives septage pumped from on-site wastewater systems on lots in areas not directly connected to the sewer system.



*Ship Creek Water Treatment Facility*

AWU's three sources of water are Eklutna Lake, Ship Creek, and groundwater accessed through a system of wells in the Northern Communities, the Anchorage Bowl, and Girdwood Valley. Eklutna Water Treatment Facility and the wells which supply Girdwood are operated year-round and serve as the primary supply sources for the Anchorage and Girdwood water systems. The Ship Creek Water Treatment Facility and the remainder of the water wells are used to augment the primary water supply, mainly in times of peak demand, as well as provide redundancy to the Eklutna source for Eagle River and the Anchorage Bowl. Of these sources, the Eklutna Water Treatment Facility now provides approximately 91% of total water production for the Northern Communities/Eagle River and the Anchorage Bowl. In Girdwood, where system demand constitutes less than 2 percent of AWWU's total water production, all water produced and distributed is from two municipally-owned and managed wells.

ASU operates three wastewater treatment facilities (WWTF) to treat wastewater collected in three geographically separate but commonly managed sewer systems. The largest of these is the John M. Asplund WWTF located at Point Woronzof. The Asplund WWTF was constructed in

the early 1970's when Anchorage eliminated direct ocean discharges. It services the wastewater treatment needs of the Anchorage Bowl. The Asplund facility has received silver, gold, and platinum awards from the National Association of Clean Water Agencies for efficiency and environmental compliance. ASU is continually at work to maintain and enhance the facility. The Asplund facility operates in accordance with a National Pollution Discharge Elimination System (NPDES) permit administered by the U.S. Environmental Protection Agency (EPA). The permit, which expired in 2005 but has been administratively extended by EPA, allows discharge of effluent receiving primary treatment, in accordance with Section 301(h) of the Clean Water Act. The EPA is targeting September 2022 to complete a review of the existing permit.

The Eagle River WWTF was originally built in the 1960's and upgraded several times. It services the public wastewater treatment and disposal needs within Eagle River and Chugiak. The Eagle River facility provides biological secondary treatment and discharges treated effluent to Eagle River. The Eagle River Wastewater Treatment Facility Permit was renewed on March 1, 2020 by Alaska Department of Environmental Conservation (ADEC), which has assumed primacy from EPA over permits for wastewater discharge to fresh water and is valid for five years.



*Asplund Facility*



*Girdwood Wastewater Treatment Plant*

The third facility is Girdwood WWTF. It was originally constructed in the 1970's and also has undergone several process modifications and upgrades. The Girdwood facility provides biological secondary treatment and discharges treated effluent to Glacier Creek under an administratively extended NPDES permit administered by the ADEC. The core facility is now at the end of its useful life. Phase 1 of plant replacement and upgrades was completed in 2014. Phase 2 of the plant replacement and upgrade is being planned to conform to discharge requirements of a new permit.

Over the past decade, investments in physical infrastructure have resulted in an increase in the value of AWU and ASU. From 2010 to present, plant in service has increased by 27.1% from \$709.3 million to \$901.4 million for AWU and by 32.9% from \$554.6 million to \$737.1 million for ASU. This growth is primarily a result of an increasing amount of investment in transmission and distribution assets (water pipelines) and collection plant assets (wastewater pipelines).

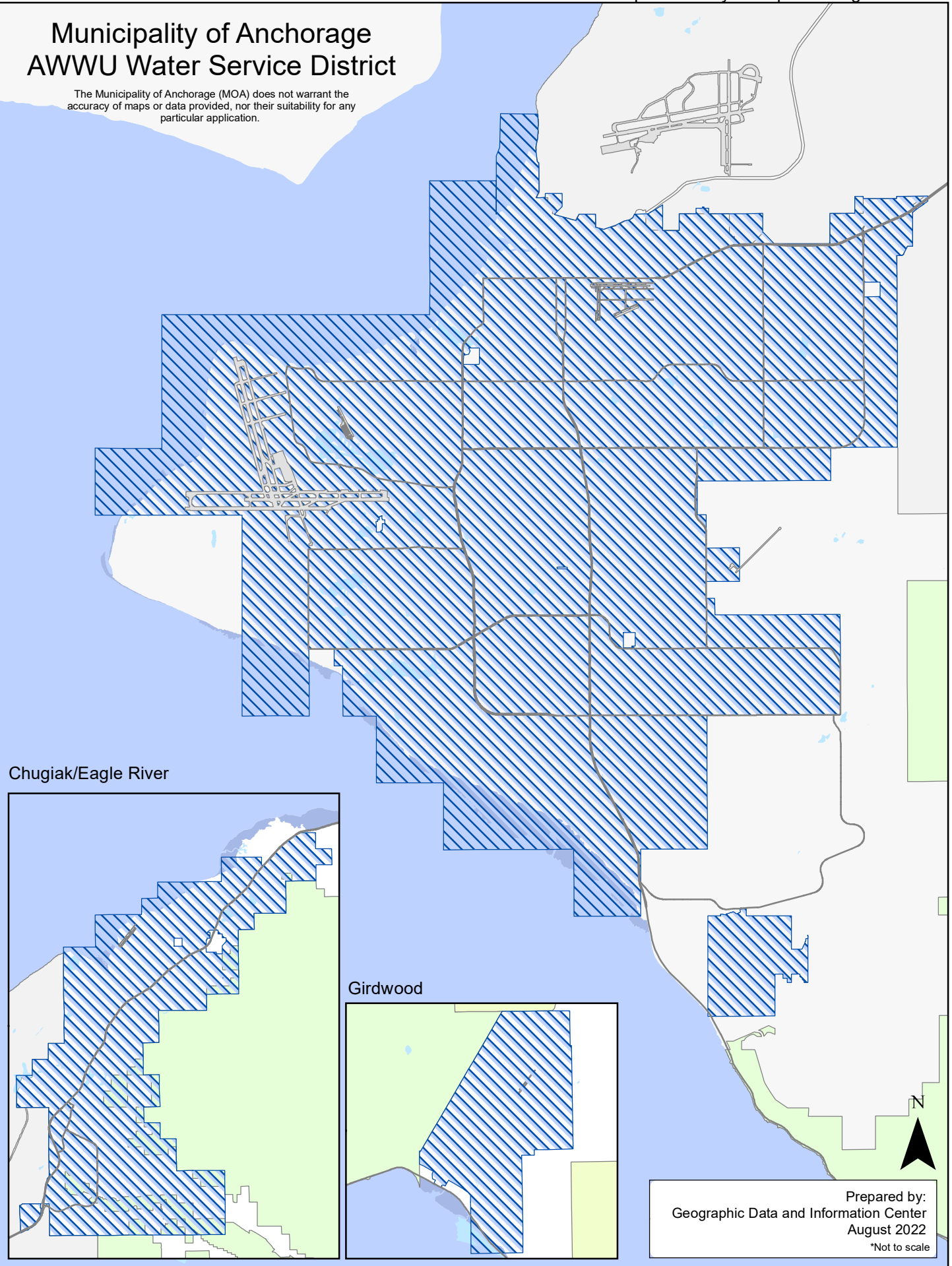
## **Organization**

The General Manager's office is responsible for overall operation of AWWU that includes the following 7 divisions:

- Treatment Division is responsible for day-to-day operation of the treatment facilities and water distribution system and for maintaining compliance with all state and federal regulations.
- Operations and Maintenance (O&M) Division maintains the treatment facilities and repairs all water and sewer piping and lift stations. The O&M Division also operates the wastewater collection system and is responsible for AWWU's Supervisory Control and Data Acquisition (SCADA) system.
- Customer Service Division is responsible for responding to customer inquiries, billing and collections for both utilities, issuing of permits, and field service functions.
- Engineering Division is responsible for development and execution of AWWU's capital program and for system planning.
- Information Technology Division provides support for all AWWU computers, network, and software systems.
- Administrative Services Division provides for training, safety, and internal and external communications.
- Finance Division is responsible for all general ledger and plant accounting, preparation of utility budgets and financial statements, and regulatory filings.

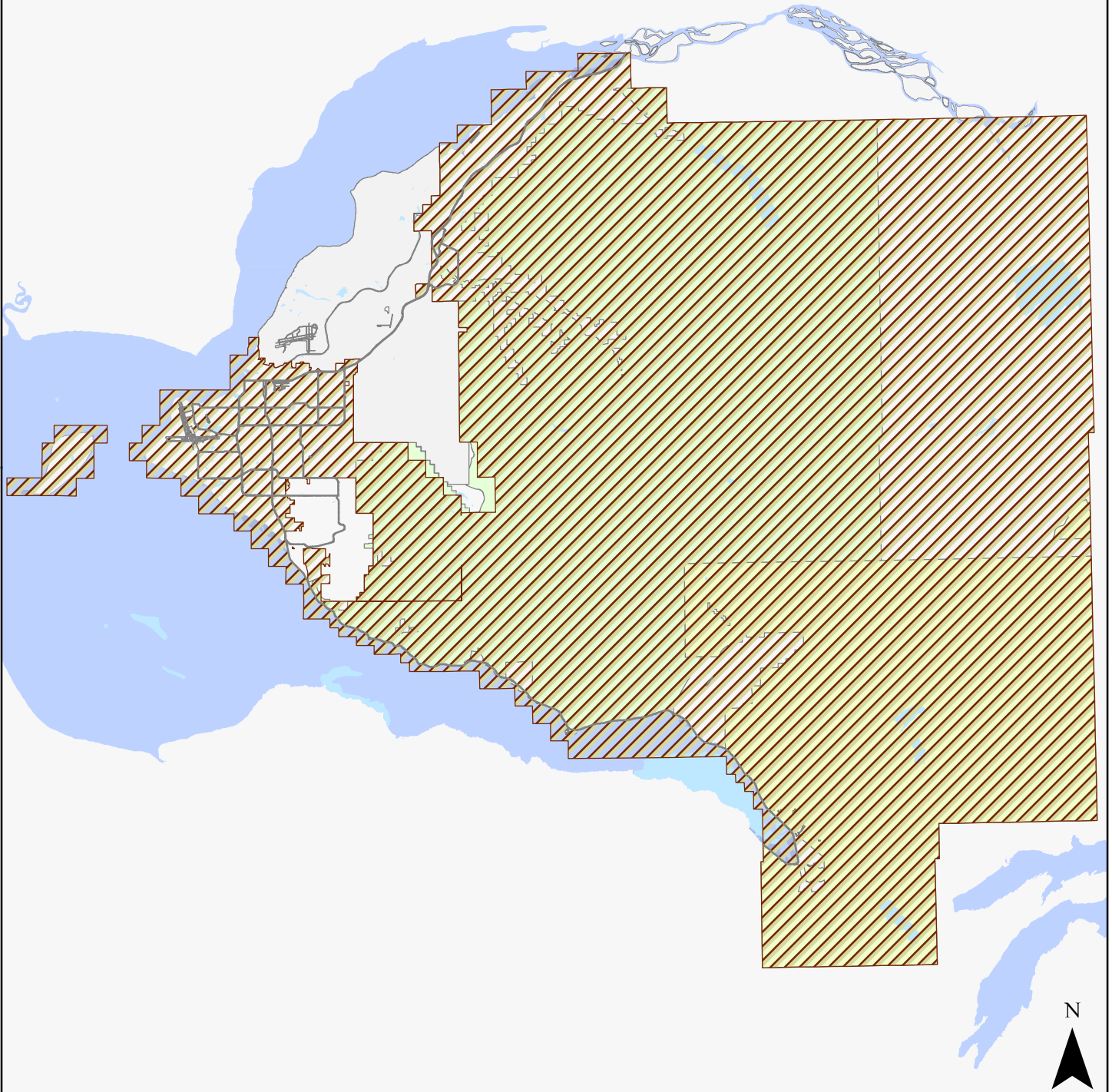
# Municipality of Anchorage AWWU Water Service District

The Municipality of Anchorage (MOA) does not warrant the accuracy of maps or data provided, nor their suitability for any particular application.



# Municipality of Anchorage AWWU Sewer Service District

The Municipality of Anchorage (MOA) does not warrant the accuracy of maps or data provided, nor their suitability for any particular application.



Prepared by:  
Geographic Data and Information Center  
August 2022  
\*Not to scale



## **Anchorage Water & Wastewater Utility Business Plan**

### **Mission**

Providing safe and reliable water and wastewater service today and into the future.

### **Services**

Anchorage Water & Wastewater Utility (AWWU) is the largest water and wastewater utility in Alaska. AWWU currently serves the Municipality of Anchorage extending from Eklutna to as far south as Girdwood. Although they share one workforce, AWWU operates as two separate economic and regulated entities: the Anchorage Water Utility (AWU) and the Anchorage Wastewater Utility (ASU).

### **Business Goals**

AWWU prepared an updated strategic plan in 2016. The plan includes the following goals:

- Be responsive to the needs of the community
- Be the model of innovation and efficiency in service to the public
- Be a responsible steward of ratepayer funds
- Be the employer of choice for existing and future staff

### **Strategies to Achieve Goals**

AWWU has identified the following customer commitments which represent the outcomes or accomplishments of the Utilities' activities as viewed by the customer:

1. Provide safe drinking water that meets or exceeds all standards.
2. Protect the environment through appropriate wastewater collection, treatment, and disposal.
3. Provide reliable service.
4. Have timely, professional, and courteous interactions with customers.
5. Manage finances responsibly and transparently.
6. Set rates that fairly reflect the cost of providing service and maintaining infrastructure.
7. Deliver services affordably to promote a strong Anchorage economy.
8. Invest wisely to minimize risk and maintain service levels.
9. Continuously improve the efficiency of our operations.
10. Anticipate change and prepare for the future.

### **Performance Measures to Track Progress in Achieving Goals**

AWWU measures progress in achieving these customer commitments using quantifiable performance measures, including the following:

1. Compliance with all State and Federal drinking water, wastewater and clean air standards.
2. Number of planned and unplanned water outages.
3. Sanitary sewer overflows.
4. Number of reportable injuries and accidents.
5. Execution of capital improvement budget.
6. Debt to equity ratio.

---

## Anchorage Water & Wastewater Utility

*Anchorage: Performance. Value. Results.*

---

**Mission**

Supporting the public health, safety, and economic interests of the community by providing quality water and wastewater services in a responsible, efficient, and sustainable manner.

**Core Services**

- Reliably treat and distribute potable water for domestic, commercial, and firefighting uses throughout the certificated service area.
- Reliably collect, treat, and dispose of wastewater in accordance with laws and regulations that protect public health and the environment.

**Accomplishment Goals**

- Provide reliable service
- Provide safe drinking water that meets or exceeds all standards
- Protect the environment through appropriate wastewater collection, treatment, and disposal.
- Fiscal responsibility and transparency with utility finances.
- Timely, professional, and courteous interactions with customers.
- Rates that fairly reflect the cost of providing service and maintaining infrastructure
- Continuous improvement in the efficiency of our operations
- Anticipate change and be prepared for the future.

**Performance Measures**

Progress in achieving goals shall be measured by:

1. Compliance with all State and Federal drinking water standards
  - Wastewater standards
  - Clean Air Act standards
2. Number of planned and unplanned water outages
3. Sanitary sewer overflows
4. Recordable incident rate (as compared to the standard incident rate for water and wastewater utilities)
5. Execution of capital improvement budget
6. Debt to equity ratio

**Measure #1: Compliance with all State and Federal drinking water, wastewater, and clean air standards**

**Type**

Effectiveness

**Accomplishment Goals Supported**

- Provide reliable service
- Provide safe drinking water that meets or exceeds all standards
- Protect the environment through appropriate wastewater collection, treatment, and disposal.

**Definition**

The number of regulatory requirements meeting compliance standards divided by the total number of regulatory requirements for the time period. The total number of regulatory requirements is the sum of daily, weekly, and monthly compliance standards.



**Data Collection Method**

All samples collected are compared with the State or Federal regulatory standards and any violations are noted and reported in accordance with permit stipulations.

**Frequency**

The percent compliance measurement will be calculated quarterly, using running totals for the calendar year.

**Measured By**

The Treatment Division will prepare a report from the water quality and laboratory databases that identifies any samples or reportable incidents that do not meet regulatory standards.

**Reporting**

The Treatment Division Director will update the report quarterly from the water quality and laboratory databases. The information will be displayed in tabular form.

**Used By**

The Treatment Division Director and General Manager will use the information to gain a clearer understanding of performance of AWWU's treatment facilities and determine if changes in system operation or maintenance are required.

**Results**

Measure 1: Compliance with all State and Federal drinking water, wastewater, and clean air standards	Goal	2022				Past Years					
		Q4	Q3	Q2	Q1	2021	2020	2019	2018	2017	2016
Safe Drinking Water Act Compliance (%)				100	100	100	100	100	99.8	97.6	100
Clean Water Act (NPDES permit) Compliance (%)				100	99.78	100	100	100	100	100	100
-Asplund				100	100	99.95	99.6	97.8	99.7	100	100
-Eagle River				100	100	99.93	98.95	99.7	99.3	100	99.7
-Girdwood				100	98.5	99.48	99.43	99.4	100	100	99.7
Clean Air Act Compliance (%) (Asplund Incinerator)				100	100	100	99.99	100	100	100	99.99

<b>Measure #2: Number of planned and unplanned water outages</b>
--

**Type**

Effectiveness

**Accomplishment Goal Supported**

- Provide reliable service
- Provide safe drinking water that meets or exceeds all standards
- Protect the environment through appropriate wastewater collection, treatment, and disposal.
- Timely, professional, and courteous interactions with customers.
- Continuous improvement in the efficiency of our operations
- Anticipate change and be prepared for the future

**Definition**

A water outage is defined as a disruption in service to a service connection. A service connection serves one customer, although multiple people may be affected by the disruption in service to a residence or a business.

**Data Collection Method**

A tally is kept through each calendar month of the number of customers who experience planned and unplanned water service disruptions for a range of durations listed below. The outage is as reported to AWWU and confirmed by observation or analysis in the field.

**Frequency**

The measurement will be recorded at the beginning of each month for the preceding month.

**Measured By**

Number of customers who do not have water service for the following durations:

- Less than 4 hours
- Between 4 hours and 12 hours
- Greater than 12 hours

Disruptions are counted for planned activities (customers are given advance notice in writing) and unplanned (emergency) activities.

**Reporting**

The Strategic Asset Services Section will create a monthly report that will be show water outages numerically and graphically.

**Used By**

The O&M Division, Customer Service Division, and Strategic Asset Services Section and the General Manager will review these data monthly to evaluate adequacy of operation and maintenance approaches, customer service response and pipe condition.

**Results**

Measure 2: Number of planned and unplanned water outages (customers per month)	Goal (Affected customers per month)	2022 (monthly average)	4 <sup>th</sup> Q 2022 (monthly average)	3 <sup>rd</sup> Q 2022 (monthly average)	2 <sup>nd</sup> Q 2022 (monthly average)	1 <sup>st</sup> Q 2022 (monthly average)	Historical monthly average				
							2021	2020	2019	2018	2017
<b>Planned Outages</b>											
<4 hours	<20				0	2	1	30	11	10	10
4-12 hours	<20				4	0	10	23	37	16	71
>12 hours	0				0	0	3	0	0	3	0.2
<b>Unplanned Outages</b>											
<4 hours	<20				34	6	34	63	17	38	15
4-12 hours	<50				17	15	28	32	36	42	38
>12 hours	0				4	0	3	3	3	11	3

**Measure #3: Sanitary Sewer Overflows**

**Type**

Effectiveness

**Accomplishment Goals Supported**

- Provide reliable service.
- Timely, professional, and courteous interactions with customers.
- Protect the environment through appropriate wastewater collection, treatment, and disposal.
- Continuous improvement in the efficiency of our operations
- Anticipate change and be prepared for the future.

**Definition**

Total number of wastewater overflows onto the ground or wastewater back-ups into customer residences if caused by an obstruction in an AWWU sewer main, manhole, or cleanout. Overflows or backups that occur due to on-property blockages do not count.

**Data Collection Method**

The reportable number of sanitary sewer overflows is what is reported in writing to the EPA Region X office within a week of each occurrence.

**Frequency**

The measurement will be recorded each month for the previous month.

**Measured By**

Data collection is by direct observation by AWWU staff.

**Reporting**

The O&M Division will create a monthly report displaying overflow data numerically and graphically.

**Used By**

The O&M Division, Customer Service Division, and Strategic Asset Services Section and the General Manager will review these data monthly to evaluate adequacy of operation and maintenance approaches, customer service response and pipe condition.

**Results**

	Goal	2022				Historical monthly average					
		Q4	Q3	Q2	Q1	2021	2020	2019	2018	2017	2016
<b>Measure 3: Sanitary Sewer Overflows (monthly)</b>	<1.5			1	0.33	1.75	1.1	1.33	1.23	0.91	1.48

**Measure #4: Number of reportable injuries and accidents****Type**

Effectiveness

**Accomplishment Goal Supported**

- Provide reliable service
- Continuous improvement in the efficiency of our operations
- Anticipate change and be prepared for the future.

**Definition**

Number of OSHA recordable incidents multiplied by 200,000 (# defined by OSHA as 100 employees working full-time for a year) divided by number of hours worked by all employees. Compare Recordable incident rate to standard industrial rate (SIR) for water and wastewater utilities.

**Data Collection Method**

Accident and near-miss reports.

**Frequency**

Annually.

**Measured By**

Safety Program Manager, Administrative Services Division.

**Reporting**

The Administrative Services Division will maintain an accident and near miss report on a monthly basis. Data will be compiled, summarized, and reported at the end of the year. Reportable incidence rates will appear mid-calendar year.

**Used By**

The Safety Manager, all Division Directors and the General Manager will use the report to monitor and adjust working practices and focus training and attention to hazardous situations.

**Results**

	Goal	2021	2020	2019	2018	2017	2016	2015
<b>Measure 4: Number of reportable injuries and accidents (annual)</b>	<4.60	3.44	.858	4.08	7.1	4.45	6.30	6.26

Note: Bureau of Labor Statistics (BLS) will normally post the previous year's incidence rate during the months of June or July. AWWU falls within the utilities sector of electric power generation, transmission, and distribution; natural gas distribution; and water, sewer, and other systems.

Update - From the Bureau of Labor Statistics: **Important note on future data:** Beginning with the 2016 reference year, the Survey of Occupational Injuries, and Illnesses (SOII) will present a single release of national data on **November 9, 2017**. This release will include industry counts and rates along with case circumstances and worker characteristics for cases requiring days away from work. In previous years, these data were released separately. State data was released on November 28, 2017. A similar schedule will be followed in subsequent years.

<b>Measure #5: Execution of Capital Improvement Budget</b>
--

**Type**

Efficiency

**Accomplishment Goal Supported**

- Provide reliable service
- Fiscal responsibility and transparency with utility finances.
- Rates that fairly reflect the cost of providing service and maintaining infrastructure
- Continuous improvement in the efficiency of our operations
- Anticipate change and be prepared for the future.

**Definition**

The ratio (as a percent) of capital project dollars expended through the fiscal year divided by the planned expenditure for the year as indicated in the approved Capital Improvement Budget.

**Data Collection Method**

Project Managers input % complete data and expected completion dates for each project named in the capital improvement budget.

**Frequency**

Estimates of the completeness (% complete) of all ongoing projects will be reported through the AWWU Engineering Division Project Management group annually and with quarterly updates to yearly progress.

**Measured By**

The Engineering Division will keep track of this information using the ERP tracking and reporting system.

**Reporting**

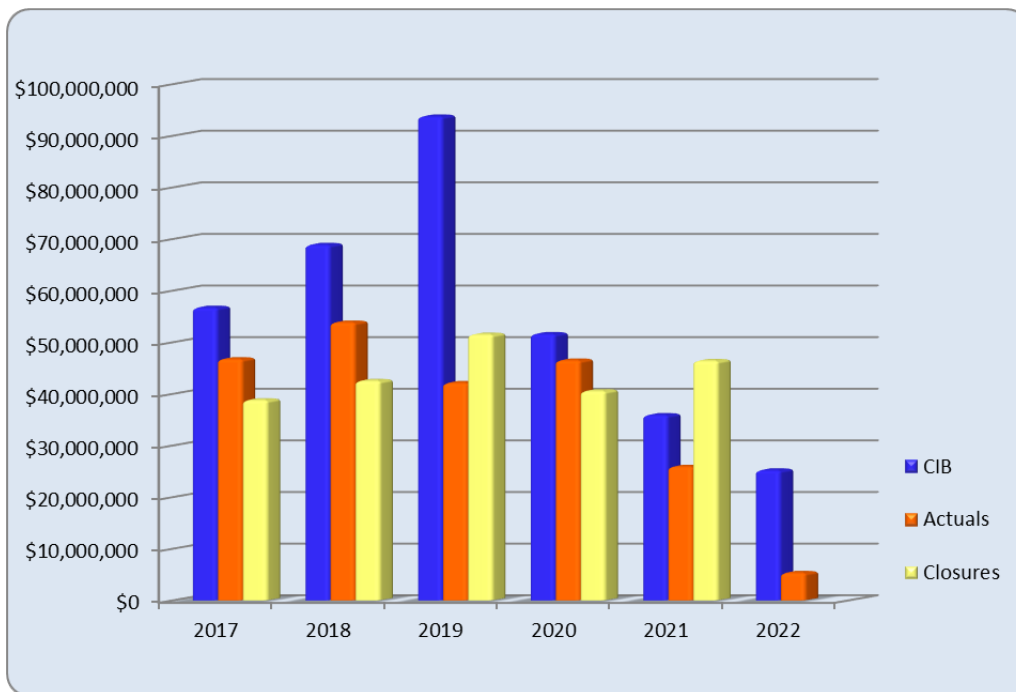
The information will be displayed numerically and graphically in monthly reports.

**Used By**

The Engineering Director and General Manager will use this data to gauge progress on use of capital project funds.

**Results**

	Goal	2022	Historical Information				
			2021	2020	2019	2018	2017
<b>Measure 5: Execution of Capital Improvement Budget (annual)</b>	75%	21%	72%	90%	45%	78%	82%



**Budget, Expenditures, and Closures through June of 2022**

**Measure #6: Debt to Equity Ratio**

**Type**  
Effectiveness

- Accomplishment Goal Supported**
- Fiscal responsibility and transparency with utility finances.
  - Anticipate change and be prepared for the future.

**Definition**  
The relative percentages of assets that are funded by debt and equity, respectively. The total of debt funding and equity funding equals 100%.

**Data Collection Method**  
The calculation is performed by comparing debt and equity to assets annually.

**Frequency**

The measurement will be calculated annually upon completion of the Utility's audited financial statement.

### Measured By

The Finance Division will calculate this ratio from financial statement data.

### Reporting

The Finance Division manager will create and maintain an annual report. Trend information will be displayed in a table.

### Used By

The information will be used by the Finance Division Director, General Manager, Board, and Administration to help evaluate debt financing levels.

### Results

<b>Measure 6: Debt to Equity Ratio (annual)</b>	<b>Goal</b>	<b>*2021</b>	<b>2020</b>	<b>2019</b>	<b>2018</b>	<b>2017</b>	<b>2016</b>	<b>2015</b>
Water Utility	67/33	54/46	56/44	58/42	60/40	61/39	62/38	63/37
Wastewater Utility	67/33	60/40	63/37	64/36	65/35	64/36	67/33	67/33

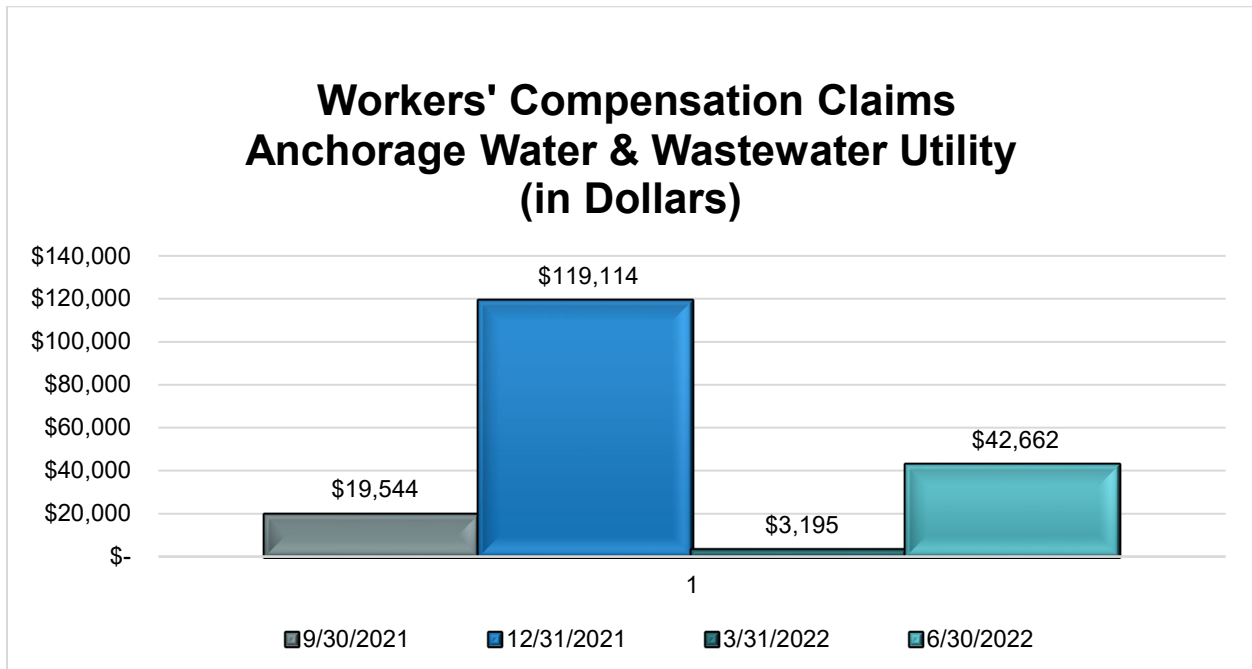
\* Fiscal year 2021 ratios are based on draft unaudited numbers.



**PVR Measure WC: Managing Workers' Compensation Claims**

Reducing job-related injuries is a priority for the Administration by ensuring safe work conditions and safe practices. By instilling safe work practices, we ensure not only the safety of our employees but reduce the potential for injuries and property damage to the public. The Municipality is self-insured and every injury poses a financial burden on the public and the injured worker's family. It just makes good sense to WORK SAFE.

Results are tracked by monitoring monthly reports issued by the Risk Management Division.



## **About Anchorage Water & Wastewater Utility**

### **Anchorage Water Utility History**

From the first intake of water at Lower Ship Creek, and a few miles of wood stave water lines downtown more than 100 years ago, Anchorage's public water utility has grown into an enterprise with a net plant in service of approximately \$550 million that delivers an average of 23 million gallons of water to customers each day. The original water system for Anchorage was installed by the Alaska Railroad in 1917. In 1921, the City purchased the water system and associated water rights from the Alaska Engineering Commission. As the City expanded by annexation, the water system was extended into new areas and independent water systems previously serving the annexed areas were acquired by the City. A 2.6-mile raw water line to Ship Creek was built in 1980 to replace an earlier raw water main originally constructed in 1962 for the Ship Creek Water Treatment Facility (WTF). In the 1950's, an aqueduct was drilled through the mountains north of Anchorage to supply water from Eklutna Lake to the Eklutna hydroelectric power plant along the Knik River. In 1985, the Anchorage Water & Wastewater Utility (AWWU) tapped this aqueduct and connected a 7.8-mile-long transmission main (intake portal) to provide water from Eklutna Lake to the Eklutna Water Treatment Facility. A 22-mile-long water transmission main was constructed to distribute the treated water from Eklutna to Chugiak, Eagle River, and on into Anchorage.

### **Anchorage Sewer Utility History**

The Alaska Engineering Commission first installed sewers in downtown Anchorage in 1916 along the lower bluff near the Alaska Railroad Depot. As Anchorage grew, construction of sewers continued and by the end of World War II, sewers were available in much of the area between Ship Creek and Chester Creek, west of Cordova Street. The Greater Anchorage Area Borough (GAAB) was created in 1964 and was granted area wide sewer authority. The last major private sewer utility was acquired by the GAAB in 1972. Investment by the GAAB in the 1970's constructed the J.M. Asplund Wastewater Treatment Facility (WWTF) for Anchorage, the Girdwood Wastewater Treatment Facility and the Eagle River Wastewater Treatment Facility. The wastewater utility is now owned and governed by the Municipality of Anchorage after unification of the City of Anchorage and the GAAB on September 15, 1975. The rivers, creeks, and inlets downstream from Anchorage's wastewater treatment facilities are not adversely impacted by treated effluent, which is AWWU's principal measure of success. The Anchorage community benefits from the superior operation of the three wastewater treatment plants that serve its growing population. Anchorage's public wastewater utility has grown into an enterprise with a net plant in service of approximately \$423 million, treating an average of 29 million gallons of effluent each day.

### **Governance**

AWWU has a seven-member Board of Directors as codified in Anchorage Municipal Code section 4.80.020. The Board is appointed by the Mayor to staggered 3-year terms, with nominees subject to the approval of the Anchorage Assembly. The Board, by code, makes recommendations to the Mayor, establishes procedures for customer complaints, and recommends changes in code to the Assembly that the Board deems necessary or desirable for the efficient operation of the Utility or for the benefit of its customers. The authority for operation and management of the Utility is under the control of the Mayor. The Board members are very experienced professionals in the fields of law, finance/accounting, engineering, and public health, in addition to 2 at-large citizen members. Regular meetings are held monthly and are open to the public. Board meetings focus on Utility operations and highlights.

### **Economic Regulation and Accounting**

Since 1970, both the Anchorage Water Utility (AWU) and the Anchorage Wastewater Utility (ASU) have been regulated by the Alaska Public Utilities Commission, which was renamed the Regulatory Commission of Alaska (RCA) on July 1, 1999. AWU and ASU each hold a Certificate of Public Convenience and Necessity for serving portions of the Anchorage Bowl, Eagle River and Girdwood. The RCA must approve all rates and tariffs prior to implementation. They also regulate service areas and service quality. The RCA is composed of five members appointed to six-year staggered terms by the Governor of the State of Alaska and confirmed by the State Legislature.

AWWU is an Enterprise Fund. Enterprise Funds are used to account for operations where costs of providing services to the general public on a continuing basis are financed or recovered primarily through user charges or where the governing body has decided that periodic determination of revenues earned, expenses incurred, and/or change in net assets is appropriate for capital maintenance, public policy, management control, accountability or other purposes.

AWWU applies all applicable provisions of the Governmental Accounting Standards Board which has authority for setting accounting standards for governmental entities. The accounting records of the Utility conform to the Uniform System of Accounts prescribed by the National Association of Regulatory Utility Commissioners. The accrual basis of accounting is used for Enterprise Funds. Revenues are recognized in the accounting period in which they are earned and become measurable. Expenses are recognized in the period incurred, if measurable.

AWWU's audited financial statements are available at [Financial Statements | Anchorage Water and Wastewater Utility \(awwu.biz\)](https://www.awwu.biz)

### **Environmental Regulation**

AWU's activities are dictated by a wide variety of environmental regulations administered by the Environmental Protection Agency (EPA) and the Alaska Department of Environmental Conservation (ADEC). Potable water produced by AWU must comply with the regulations promulgated under the Safe Drinking Water Act (SDWA). The SDWA is the main federal law governing the quality of drinking water in the United States. The ADEC has authority (primacy) to administer the SDWA regulations for the EPA. The SDWA sets standards for the chemical and microbial quality of drinking water and establishes requirements for informing the public.

ASU's activities are also dictated by a wide variety of environmental regulations administered by the EPA and the ADEC. All wastewater discharges must comply with the regulations promulgated under the Clean Water Act (CWA). The CWA is the main federal law governing discharges into the waters of the United States. The CWA requires that each treatment facility have a unique National Pollution Discharge Elimination System (NPDES) permit that specifies the discharge limits from each facility for a wide variety of chemical and biological constituents. The ADEC has authority (primacy) to issue and administer the NPDES permits for ASU's Eagle River and Girdwood WWTFs. Authority to issue and administer the 301(h) modification for the Asplund WWTF has been retained by EPA, due to the special conditions of this discharge as outlined in section 301(h) of the CWA. In addition to the CWA laws, ASU's sewage sludge incinerator must also comply with the provisions specified in Title V of the Clean Air Act (CAA). ADEC has primacy for the CAA and administers the permit for EPA.

Failure to comply with the regulations promulgated under the SDWA, CWA and CAA can result in fines and/or compliance orders and criminal charges.

**Physical Plant**

The John M. Asplund WWTF is one of the few facilities in the nation operating as a primary treatment facility under Section 301(h) of the Clean Water Act. The primary treatment provided by this facility removes up to 46% of the biological oxygen demand and 80% of the solids from the influent wastewater meeting the criteria necessary for discharge to the marine waters of Cook Inlet.

The smaller Eagle River WWTF and Girdwood WWTF provide advanced secondary treatment prior to discharge to Eagle River and Glacier Creek, respectively. These facilities remove up to 99% of the pollutants from the incoming wastewater prior to discharge.

In 2020, the Asplund WWTF treated an average of 26.9 million gallons per day (mgd). The Eagle River WWTF treated an average 1.3 mgd and the Girdwood WWTF treated an average 0.5 mgd. The three facilities have a combined design capacity of 61.1 mgd. The wastewater collection system has approximately 764 miles of pipes.

The Asplund Facility, built in 1972, is Alaska's largest wastewater treatment plant. As wastewater treatment technology and the demands of community growth have developed over the last two decades, utility operators and engineers have kept pace. The Asplund plant underwent major renovations in 1982 and expanded and upgraded again in 1989.

A facilities plan update was prepared in 1999. The 1999 facilities plan evaluated the existing condition of the Asplund facility and identified improvements necessary to meet the future needs of the community. The facilities plan identified over \$40 million worth of improvements to the solids handling, headworks, administration, laboratory, incineration, thickening processes and control and power systems. AWWU undertook a majority of the recommended Asplund projects. These projects, along with careful operation, have made Asplund a modern, state-of-the-art treatment facility. In 2014, an updated facilities plan was prepared for Asplund. The plan recommended over \$17M of additional investment in Asplund over ten years' time to rehabilitate and maintain aging infrastructure. A significant portion of those recommendations have been completed since 2014. ASU continues to maintain its smaller treatment plants. Additional projects at Eagle River and Girdwood are underway, all designed to replace, rehabilitate, and provide for the near-term needs of the areas being serviced.

AWU's three sources of water are Eklutna Lake, Ship Creek and groundwater accessed through a system of wells in the Northern Communities, the Anchorage Bowl, and Girdwood Valley. Eklutna Water Treatment Facility and the wells which supply Girdwood are operated year-round and serve as the primary supply sources for the two water systems. The Ship Creek Water Treatment Facility and the remainder of water wells are used to augment the primary water supply as well as provide redundancy to the Eklutna source for Eagle River and the Anchorage Bowl.

Of these sources, the Eklutna WTF now provides, on average, 91 percent of total water production for the Northern Communities and the Anchorage Bowl. In Girdwood, where system demand constitutes less than 2 percent of AWWU's total water production, all water produced and distributed is from two wells.

Projects to maintain the surface water plants and AWU wells are on-going. The purpose of these projects is multiple fold: to rehabilitate and upgrade facilities where equipment has reached the end of its useful life; to automate and increase operational efficiency of facilities; to increase yield from existing well sites; and to meet stricter federal and state regulations regarding water quality.

Visit the AWWU website at: <https://www.awwu.biz/>

## **Anchorage Water & Wastewater Utility**

### **Highlights and Future Events**

#### **Refinancing Short-Term Borrowing Program**

On July 14, 2022, the outstanding balances in the AWWU short-term borrowing program were converted to 10-year revenue bonds for \$40 million (approximately \$20 million/utility). This refinancing fixed the interest rate at 3.56%, reducing risk of increasing interest rates, and put the principal balance into repayment.

#### **Infrastructure Resiliency**

With the uncertainty of national economic conditions, the utility is seeing a positive return on several key efforts that increase our service resiliency such as efficient treatment process upgrades at Asplund Wastewater Treatment Facility and Utility Asset Management Software. In 2021 Asplund Wastewater Treatment plant increased the storage capabilities from 13,500 gallons to 53,300 gallons for the chemical sodium hypochlorite produced at the facility. The increased storage of the chemical largely eliminated the need for purchase of the chemical, meaning the utility is less susceptible to supply chain concerns.

In addition, AWWU has increased the integration and capacity of asset management analyses and planning with our operational and capital efforts. The increased investment in programmatic condition assessment of the water and sewer systems provides up-to-date status of equipment and components allowing for analyses in the Utility's Asset Management Information System (AMIS). This AMIS software checks the condition of assets against the asset management policies of the utility to replace or rehabilitate assets on a risk and needs basis, as opposed to age. This enhanced data capture and analyses extends the life of capital assets, in consideration of operational offsets.

#### **Inflation**

Inflation has affected the utility in many areas, but particularly chemicals, fuel, and utilities.

#### **Staffing**

As is happening at a national level, finding qualified applicants has been a challenge to the utility. This has caused delays in needed activities such as preventative maintenance potentially costing the utility more money in the future.

#### **Supply Chain**

Some pumps, motors and other items have been a challenge to receive due to global supply chain issues.

#### **Federal Infrastructure Loans and Grants**

Congress has authorized infrastructure grants/loans throughout the nation. Much has been targeted toward Water and Wastewater Utilities. Most of these funds will run through the State's Revolving Loan program administered by the Alaska Department of Environmental Compliance. By the current definition of "Disadvantaged Community," AWWU does not qualify for grants or loan forgiveness. AWWU is in ongoing discussions with the State of Alaska to qualify for grant and loan forgiveness.

## Cybersecurity

The utility industry and AWWU have been declared critical infrastructure and will likely continue to endure cybersecurity threats for the foreseeable future. AWWU has been proactive in planning and implementing measures to prevent, protect, and mitigate any current potential threat. In 2022 and beyond this will require AWWU to continue to acquire and implement the necessary goods and services required to maintain the utility's cybersecurity. The utility will look for and identify one-time opportunities aligned with the utility's implementation of cybersecurity as well as monitor and identify any reoccurring cybersecurity expense that may qualify for special funding.

## Rate Increases Requested and Approved

	Requested Permanent Rate Increases		Approved Rate Increases		Comments
	AWU	ASU	AWU	ASU	
2004	14.20%	8.10%	13.60%	8.10%	
2005	7.20%	6.80%	7.80%	3.00%	
2006	8.90%	10.60%	6.50%	10.60%	
2007	14.50%	13.00%	7.00%	9.50%	
2008	-	-	-	-	
2009	7.00%	6.50%	5.60%	6.50%	
2010	2.50%	2.50%	2.50%	2.50%	
2011	8.00%	15.00%	8.00%	15.00%	
2012	6.00%	11.00%	6.00%	11.00%	
2013	6.00%	4.50%	6.00%	4.50%	
2014	4.00%	5.50%	2.30%	4.30%	
2015	-	-	-	-	Rate changes were not requested by AWWU for 2015.
2016	-	-	-	-	Rate changes were not requested by AWWU for 2016.
2017	-	9.50%	-	9.50%	
2018	3.00%	2.50%	3.00%	1.00%	
2019	7.00%	9.50%	6.50%	6.90%	
2020	-	-	-	-	Rate changes were not requested by AWWU for 2020.
2021	2%	8%	2%	8%	
2022	1.75%	3.75%			Rate case is still pending with RCA
2023	1.98%	0.84%			Rate case not yet filed.

To improve its debt position, AWWU must continue to request reasonable rates while controlling expenses. The budget provided in this package provides just such a balance.

## **Anchorage Water & Wastewater Utility External Impacts**

### **Wastewater Treatment Facilities Discharge Permits**

The State of Alaska Department of Environmental Conservation (ADEC) assumed authority for permitting wastewater discharges for the Girdwood and Eagle River Wastewater Treatment Facilities (WWTF) in November 2008. The Girdwood WWTF permit has been administratively extended by ADEC and continues to be effective and enforceable until a new permit is issued. The Eagle River WWTF permit was reissued by ADEC in 2020 and is valid for at least five years.

Authorization of discharge into marine waters from the Asplund WWTF remains under the auspices of the U.S. Environmental Protection Agency (EPA). The EPA is currently evaluating the Utility's application for reauthorization of the permit allowing only primary treatment, in accordance with criteria set out in Section 301(h) of the Clean Water Act. Subsequent to the agency's determination that the Asplund discharge meets the 301(h) criteria, EPA will consult with the National Marine Fisheries Service (NMFS) on the effects of the permit reauthorization on endangered species (i.e., the Cook Inlet beluga whale). If NMFS finds that the discharge reauthorization is likely to jeopardize continued existence of the species or adversely modify critical habitat, NMFS may impose conditions on the permit to mitigate the effects on the species. EPA has notified AWWU that they have targeted September 2022 to complete the review of the extension of the 301(h) permit.

### **Infrastructure**

The infrastructure required to provide reliable water and sewer service requires continual annual capital investments to maintain expected service levels and prudently mitigate long term risk. Anchorage Water and Wastewater Utility (AWWU) continuously evaluates Anchorage Water Utility and Anchorage Sewer Utility assets using industry standard best management practices through our asset management program which identifies the need for specific capital projects. In this program, AWWU performs extensive condition assessment monitoring and evaluation using both AWWU staff and specialized contractors. This work culminates in business case analyses that best determine solutions offering the lowest overall life cycle costs.

The November 2018 earthquake was an empirical data point that exhibited the benefit of successful strategic investments made by AWWU over the last decade. While the earthquake did cause significant damage to AWWU systems, operations staff were able to maintain uninterrupted and reliable water and wastewater services through that catastrophic event. As such, AWWU has begun to modestly scale back capital investment.



## **Anchorage Water & Wastewater Utility Capital Overview**

### **Capital Project Selection Process**

Anchorage Water and Wastewater Utility (AWWU) continuously evaluates Anchorage Water Utility (AWU) and Anchorage Sewer Utility (ASU) assets using industry standard best management practices which identify the need for capital projects. As assets age and deteriorate over time they become problematic and either disproportionately lower customer levels of service, have disproportionately high operations and maintenance cost, or increase risk liability. Capital project expenditures address one or more of these issues. The typical origin of capital projects is from facility plans, asset management plans, master plans, or day to day operations. AWWU has the following types of capital projects:

- Water Treatment Facility Plant
- Water Transmission or Distribution
- Sewer Trunk or Collection System
- Wastewater Treatment Facility Plant
- Other Facilities and Plant not directly involved:
  - The treatment of raw water or delivery of finished water
  - The collection or treatment of sanitary sewer
- Miscellaneous Equipment (non-dedicated to a specific facility or location)
- Facility Plans and Master Plans
- Information Technology Hardware and Software
- Vehicles

For an issue of concern, not previously identified, to become a capital project listed above, AWWU develops a Business Case Evaluation (BCE) which summarizes the concern, identifies alternative solutions, and calculates the risk matrix score. AWWU uses a standardized risk matrix to score different aspects of potential projects like safety, security, criticality, customer needs, maintenance requirements, and financial benefit. The matrix score produces a risk number so projects in different categories can be compared (i.e., Water Treatment Facility Plant project vs. Information Technology Hardware and Software Project). AWWU takes these justification documents (BCE and matrix score) and in conjunction with the long-range financial plan, selects which capital projects to move forward and schedules them within the 6-year Capital Improvement Plan.

### **Significant Projects**

Water Treatment Facility Plant Projects include improvements and equipment for the Eklutna Water Treatment Facility, Ship Creek Water Treatment Facility, and any source water improvements including wells or well sites.

Wastewater Treatment Facility Plant Projects include improvements and equipment for the Eagle River Wastewater Treatment Facility, Asplund Wastewater Treatment Facility, Girdwood Wastewater Treatment Facility, and Septage Receiving Stations.

Water Transmission and Distribution System Projects are any improvements to the pipe network of the distribution system from Eklutna Lake to Potter Valley in Anchorage and the distribution system in Girdwood.

Sewer Collection System Projects are any improvements to the pipe network of the sanitary sewer collection systems in Eagle River, Anchorage, and Girdwood.

For both AWU and ASU, general and intangible plant improvements are broken into the following projects:

- Facility and Master Plans
- Information Technology Hardware and Software
- Other Plant and Facilities include improvements to those facilities not directly associated with:
  - The treatment of raw water or delivery of finished water
  - The collection or treatment of sanitary sewer
- Miscellaneous Equipment (non-dedicated to a specific facility or location)
- Vehicles

A portion of annual capital funding is reserved for unplanned projects in any of the aforementioned categories and unanticipated coordination due to unplanned projects of agencies such as the Alaska Department of Transportation and Public Facilities or MOA Project Management and Engineering.

### **Impacts on Future Operating Budgets**

One of the overarching goals of AWWU is to balance the ratepayer's expected level of service while maintaining reasonable rates. Rates are a function of both capital spend and annual operating expenses. One of the intents, among many, of the Capital Program is to decrease long term operating expenses. Other objectives of the Capital Program, such as risk mitigation, level of service adjustment, and parity replacement of existing infrastructure do not materially impact future operating budgets. The balance between current capital spend and future operating budgets is a function of AWWU's long-range financial plan that identifies the available capital funding in consideration of anticipated operational costs. AWWU's project selection process prioritizes the greatest operational cost savings for the ratepayers given prudent utility industry practices.

**Anchorage Water Utility**  
**8 Year Summary**  
(\$ in thousands)

Financial Overview	2021	2022	2023	2024	2025	2026	2027	2028
	Actuals	Proforma	Proposed	Forecast				
Revenues	66,345	64,084	70,671	73,622	76,292	78,982	81,792	84,702
Expenses and Transfers <sup>(1)</sup>	54,434	58,164	61,163	63,640	65,800	67,680	69,620	71,580
<b>Net Income (Loss)</b>	<b>11,911</b>	<b>5,920</b>	<b>9,508</b>	<b>9,982</b>	<b>10,492</b>	<b>11,302</b>	<b>12,172</b>	<b>13,122</b>
Charges by/to Other Departments	2,391	2,349	2,573	2,727	2,891	3,064	3,248	3,443
Municipal Enterprise/Utility Service Assessment	9,726	9,201	9,463	11,150	11,850	12,580	13,330	14,120
Dividend to General Government	-	300	800	1,000	1,000	1,000	1,000	1,000
<b>Transfers to General Government <sup>(2)</sup></b>	<b>12,117</b>	<b>11,850</b>	<b>12,836</b>	<b>14,877</b>	<b>15,741</b>	<b>16,644</b>	<b>17,578</b>	<b>18,563</b>
Operating Cash	34,393	28,070	19,777	15,663	15,485	16,644	18,127	20,025
Construction Cash Pool	18,021	39,522	39,677	39,840	39,961	40,038	40,094	40,128
Restricted Cash	8,995	11,000	11,500	13,000	13,000	13,000	13,000	13,000
<b>Total Cash</b>	<b>61,409</b>	<b>78,592</b>	<b>70,954</b>	<b>68,503</b>	<b>68,446</b>	<b>69,682</b>	<b>71,221</b>	<b>73,153</b>
Net Position/Equity 12/31	199,172	207,651	217,159	227,141	237,633	248,935	261,107	274,229
<b>Capital Assets Beginning Balance</b>	<b>575,564</b>	<b>572,448</b>	<b>580,796</b>	<b>585,192</b>	<b>590,245</b>	<b>593,740</b>	<b>595,949</b>	<b>598,243</b>
Asset Additions Placed in Service	14,948	26,927	23,345	24,382	23,519	22,589	23,064	25,039
Assets Retired	(2,932)	(3,900)	(3,800)	(3,900)	(3,800)	(3,900)	(3,800)	(3,900)
Change Depreciation (Increase)/Decrease	(15,132)	(14,679)	(15,149)	(15,429)	(16,224)	(16,480)	(16,970)	(17,260)
<b>Net Capital Assets (12/31)</b>	<b>572,448</b>	<b>580,796</b>	<b>585,192</b>	<b>590,245</b>	<b>593,740</b>	<b>595,949</b>	<b>598,243</b>	<b>602,122</b>
Equity Funding Available for Capital	10,000	10,000	14,000	10,000	8,000	7,000	7,000	8,000
<b>Debt</b>								
New Debt - Bonds <sup>(3)</sup>	-	132	-	-	-	-	-	-
New Debt - Loans or Other	13,938	10,000	6,000	11,000	13,000	13,500	13,500	13,500
Total Outstanding LT Debt	235,606	228,622	216,833	210,228	204,935	199,556	193,315	187,219
Total Annual Debt Service Payment	18,315	22,434	23,351	23,020	23,556	24,146	24,802	24,429
<b>Debt Service Requirement</b>	<b>1.15</b>	<b>1.15</b>	<b>1.15</b>	<b>1.15</b>	<b>1.15</b>	<b>1.15</b>	<b>1.15</b>	<b>1.15</b>
Debt Service Coverage (Bond)	3.37	2.77	2.55	2.72	2.83	2.86	2.98	3.18
Debt Service Coverage (Total)	1.62	1.24	1.25	1.29	1.30	1.30	1.31	1.37
Debt/Equity Ratio	54 / 46	52 / 48	50 / 50	48 / 52	46 / 54	44 / 56	43 / 57	41 / 59
Rate Change Percent <sup>(4)</sup>	2.00%	1.75%	1.98%	5.50%	3.50%	3.50%	3.50%	3.50%
Single Family Rate (\$)	56.12	58.74	59.90	63.20	65.41	67.70	70.07	72.52
<b>Statistical/Performance Trends</b>								
Number of Accounts	56,805	56,902	56,998	57,095	57,192	57,289	57,387	57,484
Average Treatment (MGD)	22.0	22.0	22.1	22.1	22.1	22.2	22.2	22.3
Miles of Water Lines	851	852	854	855	857	858	860	861
Number of Public Hydrants	6,104	6,114	6,125	6,135	6,146	6,156	6,167	6,177

<sup>(1)</sup> Expenses shown include all transfers to General Government and all non-cash items: depreciation (including depreciation on assets purchased with grant funds) and amortization activities.

<sup>(2)</sup> Included in total expenses calculated in Net Income.

<sup>(3)</sup> 2022 Bond Issue will pay off existing short-term borrowing program debt, no new proceeds are anticipated

<sup>(4)</sup> 2021 rate increase effective date was requested to be 4/1/2021 to minimize impacts during COVID

Millions Gallons/Day (MGD)

## Anchorage Water Utility Statement of Revenues and Expenses

	2021 Actuals	2022 Proforma	\$ Change	2022 Revised	\$ Change	2023 Proposed	23 v 22 % Change
<b>Operating Revenue</b>							
Residential Sales	46,301,249	47,185,000	(564,000)	46,621,000	1,516,000	48,137,000	3.25%
Commercial Sales	13,041,294	15,099,000	(692,000)	14,407,000	513,000	14,920,000	3.56%
Public Authority Sales	5,305,044	4,634,000	196,000	4,830,000	(106,000)	4,724,000	-2.19%
Miscellaneous	1,298,197	1,369,000	(83,000)	1,286,000	54,000	1,340,000	4.20%
<b>Total Operating Revenue</b>	<b>65,945,783</b>	<b>68,287,000</b>	<b>(1,143,000)</b>	<b>67,144,000</b>	<b>1,977,000</b>	<b>69,121,000</b>	<b>2.94%</b>
<b>Non Operating Revenue</b>							
Investment Income	373,985	(4,208,226)	4,520,276	312,050	1,233,000	1,545,050	395.13%
Other Income	24,956	4,991	9	5,000	-	5,000	0.00%
<b>Total Non Operating Revenue</b>	<b>398,942</b>	<b>(4,203,235)</b>	<b>4,520,285</b>	<b>317,050</b>	<b>1,233,000</b>	<b>1,550,050</b>	<b>388.90%</b>
<b>Total Revenue</b>	<b>66,344,725</b>	<b>64,083,765</b>	<b>3,377,285</b>	<b>67,461,050</b>	<b>3,210,000</b>	<b>70,671,050</b>	<b>4.76%</b>
<b>Operating Expense</b>							
Salaries and Benefits	17,289,394	18,009,242	854,624	18,863,866	108,970	18,972,836	0.58%
Overtime	814,145	849,299	(396,299)	453,000	-	453,000	0.00%
<b>Total Labor</b>	<b>18,103,539</b>	<b>18,858,541</b>	<b>458,325</b>	<b>19,316,866</b>	<b>108,970</b>	<b>19,425,836</b>	<b>0.56%</b>
Supplies	1,722,432	2,197,638	47,879	2,245,517	199,690	2,445,207	8.89%
Travel	1,193	71,741	24,959	96,700	-	96,700	0.00%
Contractual/Other Services	6,117,396	7,089,763	536,003	7,625,766	434,610	8,060,376	5.70%
Dividend to General Government	-	300,000	-	300,000	500,000	800,000	166.67%
<b>Manageable Direct Cost Total</b>	<b>7,841,020</b>	<b>9,659,142</b>	<b>608,841</b>	<b>10,267,983</b>	<b>1,134,300</b>	<b>11,402,283</b>	<b>11.05%</b>
Municipal Enterprise/Utility Service Assessment	9,725,556	9,200,923	1,045,175	10,246,098	(783,332)	9,462,766	-7.65%
Depreciation/Amortization	12,739,734	13,106,740	-	13,106,740	234,773	13,341,513	1.79%
<b>Non-Manageable Direct Cost Total</b>	<b>22,465,290</b>	<b>22,307,663</b>	<b>1,045,175</b>	<b>23,352,838</b>	<b>(548,559)</b>	<b>22,804,279</b>	<b>-2.35%</b>
Charges by/to Other Departments	2,391,127	2,348,551	140,905	2,489,456	83,359	2,572,815	3.35%
Intradepartmental Overheads	(840,740)	(645,661)	230,504	(415,157)	(11,877)	(427,034)	2.86%
<b>Total Operating Expense</b>	<b>49,960,236</b>	<b>52,528,236</b>	<b>2,483,750</b>	<b>55,011,986</b>	<b>766,193</b>	<b>55,778,179</b>	<b>1.39%</b>
<b>Non Operating Expense</b>							
Amortization of Debt Expense	(868,806)	(864,000)	-	(864,000)	(51,096)	(915,096)	5.91%
Debt Issuance Costs	64,000	200,000	250,000	450,000	(250,000)	200,000	-55.56%
Interest on Bonded Debt	4,539,087	5,000,000	-	5,000,000	-	5,000,000	0.00%
Interest on Loans	1,624,139	1,950,000	-	1,950,000	(150,000)	1,800,000	-7.69%
Interest During Construction (AFUDC)	(884,719)	(650,000)	(50,000)	(700,000)	-	(700,000)	0.00%
<b>Total Non Operating Expense</b>	<b>4,473,700</b>	<b>5,636,000</b>	<b>200,000</b>	<b>5,836,000</b>	<b>(451,096)</b>	<b>5,384,904</b>	<b>-7.73%</b>
<b>Total Expense</b>	<b>54,433,936</b>	<b>58,164,236</b>	<b>2,683,750</b>	<b>60,847,986</b>	<b>315,097</b>	<b>61,163,083</b>	<b>0.52%</b>
<b>Net Income (Loss)</b>	<b>11,910,788</b>	<b>5,919,529</b>	<b>693,535</b>	<b>6,613,064</b>	<b>2,894,903</b>	<b>9,507,967</b>	<b>43.78%</b>
<b>Appropriation:</b>							
<b>Total Expense</b>		<b>58,164,236</b>	<b>60,847,986</b>	<b>60,847,986</b>	<b>2,998,847</b>	<b>61,163,083</b>	<b>0.52%</b>
Less: Non Cash Items							
Depreciation/Amortization		13,106,740	-	13,106,740	234,773	13,341,513	1.79%
Amortization of Debt Expense		(864,000)	-	(864,000)	(51,096)	(915,096)	5.91%
Interest During Construction (AFUDC)		(650,000)	(50,000)	(700,000)	-	(700,000)	0.00%
<b>Total Non-Cash</b>		<b>11,592,740</b>	<b>(50,000)</b>	<b>11,542,740</b>	<b>183,677</b>	<b>11,726,417</b>	<b>1.59%</b>
<b>Amount to be Appropriated (Function Cost/Cash Expense)</b>		<b>46,571,496</b>	<b>2,733,750</b>	<b>49,305,246</b>	<b>131,420</b>	<b>49,436,666</b>	<b>0.27%</b>

## Anchorage Water Utility Reconciliation from 2022 Revised Budget to 2023 Proposed Budget

	Expenses	Positions		
		FT	PT	Temp/ Seas
<b>2022 Revised Budget (Appropriation)</b>	<b>49,305,246</b>	<b>238</b>	<b>-</b>	<b>4</b>
<b>Transfers by/to Other Departments</b>				
- Charges by Other Departments	83,359	-	-	-
- Municipal Utility Service Assessment (MUSA)	(783,332)	-	-	-
- Dividend	500,000	-	-	-
<b>2022 One-Time Requirements</b>				
- REVERSE Temporary Accounting Manager - Backfill for Retiree (5 months)	(34,150)	-	-	-
<b>Changes in Existing Programs/Funding for 2023</b>				
- Salaries and Benefits Adjustments	143,120	-	-	-
- Depreciation	234,773	-	-	-
- Non-Operating Expense - Amortization of Debt Expense	(51,096)	-	-	-
- Debt Issuance Costs	(250,000)	-	-	-
- Gasoline	61,920	-	-	-
- Diesel	90,343	-	-	-
- Repair & Maintenance Supplies	82,000	-	-	-
- Chemicals	15,737	-	-	-
<b>2023 Continuation Level</b>	<b>49,397,920</b>	<b>238</b>	<b>-</b>	<b>4</b>
<b>2023 Proposed Budget Changes</b>				
- Information Technology Services	21,700	-	-	-
- Information Technology Other Professional Services	24,100	-	-	-
- Computer Hardware Maintenance	8,765	-	-	-
- Computer Software Maintenance	24,832	-	-	-
- Engineering Other Professional Services	143,026	-	-	-
<b>2023 Proposed Budget</b>	<b>49,620,343</b>	<b>238</b>	<b>-</b>	<b>4</b>
<b>2023 Budget Adjustment for Accounting Transactions (Appropriation)</b>				
- Depreciation and Amortization	(234,773)	-	-	-
- Amortization of Debt Expense	51,096	-	-	-
<b>2023 Proposed Budget (Appropriation)</b>	<b>49,436,666</b>	<b>238</b>	<b>-</b>	<b>4</b>
				<b>2023 Proposed FTE</b>
Position count is for both Water and Wastewater utilities, FTE shows allocation of the positions to this utility.				<b>110.7</b>
				<b>-</b>
				<b>2.6</b>

## Anchorage Water Utility Department 2023 Capital Improvement Budget

(\$ in thousands)

Projects	Debt	State Grants	Federal Grants	Equity	Total
484 520 Zone Conversion	-	-	-	1,500	1,500
Alaska Department of Transportation-MOA Emergency	-	-	-	1,000	1,000
Eklutna Water Treatment Facility Process Improvements	-	-	-	435	435
Eklutna Water Treatment Facility Supervisory Control and Data Acquisition Backbone/Fire Improvements	-	-	-	1,700	1,700
Facility Equipment	-	-	-	1,000	1,000
Facility Plant	-	-	-	1,000	1,000
Girdwood Well Rehabilitation	1,762	-	-	2,038	3,800
Heavy Rolling Stock	-	-	-	750	750
Hydraulic Model Upgrades	-	-	-	50	50
Information Technology Administrative Systems WTR Pool	-	-	-	65	65
Information Technology Infrastructure	-	-	-	300	300
Miscellaneous Information Technology Systems	-	-	-	15	15
Mockingbird Drive Water Rehabilitation	-	-	-	110	110
Park Down Estates Water Upgrade	-	-	-	1,600	1,600
Pressure Regulating Valve Replacement	-	-	-	300	300
Supervisory Control and Data Acquisition Equipment	-	-	-	300	300
Tanglewood Place Water Rehabilitation	-	-	-	617	617
Vehicles	-	-	-	500	500
Water Meter Upgrades	-	-	-	720	720
<b>Total</b>	<b>1,762</b>	<b>-</b>	<b>-</b>	<b>14,000</b>	<b>15,762</b>

## Anchorage Water Utility Department 2023 - 2028 Capital Improvement Program

(\$ in thousands)

Projects	Year	Debt	State Grants	Federal Grants	Equity	Total
ADOT-MOA Emergency						
Alaska Department of Transportation- MOA Emergency	2023	-	-	-	1,000	1,000
	2024	-	-	-	1,000	1,000
	2025	-	-	-	1,000	1,000
	2026	-	-	-	1,000	1,000
	2027	-	-	-	1,000	1,000
	2028	-	-	-	1,000	1,000
		-	-	-	6,000	6,000
Equipment						
Facility Equipment	2023	-	-	-	1,000	1,000
	2024	-	-	-	1,000	1,000
	2025	-	-	-	1,000	1,000
	2026	-	-	-	1,000	1,000
	2027	-	-	-	1,000	1,000
	2028	-	-	-	1,000	1,000
		-	-	-	6,000	6,000
Facility Plant	2023	-	-	-	1,000	1,000
	2024	-	-	-	1,000	1,000
	2025	-	-	-	1,000	1,000
	2026	-	-	-	1,000	1,000
	2027	-	-	-	1,000	1,000
	2028	-	-	-	1,000	1,000
		-	-	-	6,000	6,000
Global Positioning System Unit Upgrades	2027	-	-	-	25	25
Information Technology Infrastructure	2023	-	-	-	300	300
	2024	-	-	-	300	300
	2025	-	-	-	300	300
	2026	-	-	-	300	300
	2027	-	-	-	300	300
	2028	-	-	-	300	300
		-	-	-	1,800	1,800
Supervisory Control and Data Acquisition Equipment	2023	-	-	-	300	300



## Anchorage Water Utility Department 2023 - 2028 Capital Improvement Program

(\$ in thousands)

Projects	Year	Debt	State Grants	Federal Grants	Equity	Total
	2024	-	-	-	300	300
	2025	-	-	-	300	300
	2026	-	-	-	300	300
	2027	-	-	-	300	300
	2028	-	-	-	300	300
		-	-	-	1,800	1,800
Water Meter Upgrades	2023	-	-	-	720	720
	2024	-	-	-	400	400
	2025	-	-	-	400	400
		-	-	-	1,520	1,520
<b>Facilities</b>						
Eklutna Water Treatment Facility Architectural Structural Improvements	2027	850	-	-	-	850
Eklutna Water Treatment Facility Building Improvements	2027	1,030	-	-	-	1,030
Eklutna Water Treatment Facility Fluoride Improvements	2027	1,000	-	-	-	1,000
Eklutna Water Treatment Facility Motor Control Center Upgrade	2024	4,000	-	-	-	4,000
Eklutna Water Treatment Facility Process Improvements	2023	-	-	-	435	435
	2024	1,800	-	-	-	1,800
		1,800	-	-	435	2,235
Eklutna Water Treatment Facility Supervisory Control and Data Acquisition Backbone/Fire Improvements	2023	-	-	-	1,700	1,700
	2024	400	-	-	300	700
		400	-	-	2,000	2,400
Headquarters Lighting Upgrades	2025	-	-	-	120	120
Ship Creek Water Treatment Facility Plan	2027	350	-	-	-	350

Management Information Systems

## Anchorage Water Utility Department 2023 - 2028 Capital Improvement Program

(\$ in thousands)

Projects	Year	Debt	State Grants	Federal Grants	Equity	Total
Customer Information System Replacement	2024	-	-	-	500	500
	2025	-	-	-	1,500	1,500
		-	-	-	2,000	2,000
Depreciation Study	2028	-	-	-	50	50
Geographic Information System Application Development	2024	-	-	-	45	45
	2026	-	-	-	45	45
	2028	-	-	-	45	45
		-	-	-	135	135
Hydraulic Model Upgrades	2023	-	-	-	50	50
	2024	-	-	-	50	50
	2025	-	-	-	50	50
	2026	-	-	-	50	50
	2027	-	-	-	50	50
	2028	-	-	-	50	50
		-	-	-	300	300
Information Technology Administrative Systems WTR Pool	2023	-	-	-	65	65
	2024	-	-	-	65	65
	2025	-	-	-	65	65
	2026	-	-	-	65	65
	2027	-	-	-	65	65
	2028	-	-	-	65	65
		-	-	-	390	390
Miscellaneous Information Technology Systems	2023	-	-	-	15	15
	2024	-	-	-	15	15
	2025	-	-	-	15	15
	2026	-	-	-	15	15
	2027	-	-	-	15	15
	2028	-	-	-	15	15
		-	-	-	90	90
Plant						
484 520 Zone Conversion	2023	-	-	-	1,500	1,500

## Anchorage Water Utility Department 2023 - 2028 Capital Improvement Program

(\$ in thousands)

Projects	Year	Debt	State Grants	Federal Grants	Equity	Total
520 440 Zone Conversion	2027	750	-	-	-	750
520 Reservoir & Transmission Main	2027	1,500	-	-	-	1,500
	2028	2,000	-	-	-	2,000
		3,500	-	-	-	3,500
570 600 Zone Conversion	2027	170	-	-	180	350
Alyeska Subdivision Water Improvements	2025	800	-	-	-	800
	2026	2,000	-	-	-	2,000
		2,800	-	-	-	2,800
Booster 20 Access Improvements	2027	-	-	-	100	100
Bragaw 16th Debarr Water Upgrade	2026	1,400	-	-	-	1,400
Chlorine Analyzer Upgrade	2024	-	-	-	1,050	1,050
Dowling Road Pressure Regulating Valve	2027	-	-	-	940	940
East 42nd Lake Otis to Piper Water Rehabilitation	2024	2,300	-	-	-	2,300
East 7th Lane Pine Water Rehabilitation	2026	1,712	-	-	-	1,712
Eklutna Water Transmission Main Valve Vault Rehabilitation	2024	-	-	-	2,250	2,250
Eklutna Water Transmission Main Valve Vault Rehabilitation Phase II	2025	-	-	-	1,000	1,000
	2026	2,585	-	-	1,665	4,250
		2,585	-	-	2,665	5,250
Girdwood Reservoir Improvements	2025	250	-	-	250	500
	2026	1,500	-	-	-	1,500
		1,750	-	-	250	2,000
Girdwood Well Rehabilitation	2023	1,762	-	-	2,038	3,800
Gold Kings Water Main Replacement	2027	-	-	-	75	75

## Anchorage Water Utility Department 2023 - 2028 Capital Improvement Program

(\$ in thousands)

Projects	Year	Debt	State Grants	Federal Grants	Equity	Total
High Pressure Hydrants Underground Pressure Regulating Valves	2025	-	-	-	250	250
Kincaid Reservoir Expansion	2027	1,250	-	-	-	1,250
	2028	85	-	-	1,915	2,000
		1,335	-	-	1,915	3,250
Mockingbird Drive Water Rehabilitation	2023	-	-	-	110	110
Park Down Estates Water Upgrade	2023	-	-	-	1,600	1,600
Plant Oversize & Betterments	2024	-	-	-	10	10
	2026	-	-	-	10	10
	2028	-	-	-	10	10
			-	-	-	30
Port Tank Farm Water Main Replacement	2027	-	-	-	150	150
Pressure Regulating Valve Replacement	2023	-	-	-	300	300
	2024	-	-	-	300	300
	2025	-	-	-	300	300
	2026	-	-	-	300	300
	2027	-	-	-	300	300
			-	-	-	1,500
Pressure Regulatory Valve Rock Catchers	2025	-	-	-	200	200
Red Currant Water Upgrade	2027	585	-	-	-	585
Tanglewood Place Water Rehabilitation	2023	-	-	-	617	617
The Ponds Water Main Upgrade	2027	1,500	-	-	-	1,500
Transmission Distribution System Upgrades	2027	1,000	-	-	-	1,000
	2028	-	-	-	1,000	1,000
			1,000	-	-	1,000
Tudor - Wright Water Upgrades	2025	2,200	-	-	-	2,200

**Anchorage Water Utility Department  
2023 - 2028 Capital Improvement Program**

(\$ in thousands)

Projects	Year	Debt	State Grants	Federal Grants	Equity	Total
Upper Eagle River Fire Flow	2025	2,400	-	-	-	2,400
Well 4 Upgrade	2024	-	-	-	165	165
Vehicles/Fleet						
Heavy Rolling Stock	2023	-	-	-	750	750
	2024	-	-	-	750	750
	2025	-	-	-	750	750
	2026	-	-	-	750	750
	2027	-	-	-	750	750
	2028	-	-	-	750	750
			-	-	-	4,500
Vehicles	2023	-	-	-	500	500
	2024	-	-	-	500	500
	2025	-	-	-	500	500
	2026	-	-	-	500	500
	2027	-	-	-	500	500
	2028	-	-	-	500	500
			-	-	-	3,000
Water Closed Circuit Television Van Replacement	2027	-	-	-	250	250
<b>Total</b>		<b>37,179</b>	<b>-</b>	<b>-</b>	<b>55,000</b>	<b>92,179</b>

**484 520 Zone Conversion**

<b>Project ID</b>	AWU2017002	<b>Department</b>	Anchorage Water Utility
<b>Project Type</b>	Improvement	<b>Start Date</b>	June 2020
<b>District</b>		<b>End Date</b>	June 2026

**Community Council**

**Description**

Reconfigure the Lower Eagle River Water System to operate as one cohesive system connected to the proposed 520 Reservoir.

**Comments**

Project is in design phase

---

**Version** 2023 Proposed

		2023	2024	2025	2026	2027	2028	Total
<b>Revenue Sources</b>	<b>Fund</b>							
Net Position	540200 - Water Utility CIP	1,500	-	-	-	-	-	1,500
<b>Total (in thousands)</b>		<b>1,500</b>	<b>-</b>	<b>-</b>	<b>-</b>	<b>-</b>	<b>-</b>	<b>1,500</b>

**520 440 Zone Conversion**

<b>Project ID</b>	AWU2017010	<b>Department</b>	Anchorage Water Utility
<b>Project Type</b>	Improvement	<b>Start Date</b>	January 2027
<b>District</b>		<b>End Date</b>	December 2027

**Community Council**

**Description**

Convert the 440 pressure zone in Eagle River to the 520 pressure zone to mitigate the risk of large water outages in the event of a distribution failure, cross-connections and water quality concerns.

**Comments**

New project

**Version** 2023 Proposed

		2023	2024	2025	2026	2027	2028	Total
<b>Revenue Sources</b>	<b>Fund</b>							
Bond Sale Proceeds	540200 - Water Utility CIP	-	-	-	-	750	-	750
<b>Total (in thousands)</b>		-	-	-	-	<b>750</b>	-	<b>750</b>

**520 Reservoir & Transmission Main**

<b>Project ID</b>	AWU2017006	<b>Department</b>	Anchorage Water Utility
<b>Project Type</b>	New	<b>Start Date</b>	January 2027
<b>District</b>		<b>End Date</b>	December 2028

**Community Council****Description**

Construct a water storage tank with a minimum capacity of 5 million gallons of storage to serve the 520 pressure zone in Eagle River to increase resiliency and meet minimum emergency water demands.

**Comments**

New project

**Version** 2023 Proposed

		2023	2024	2025	2026	2027	2028	Total
<b>Revenue Sources</b>	<b>Fund</b>							
Bond Sale Proceeds	540200 - Water Utility CIP	-	-	-	-	1,500	2,000	3,500
<b>Total (in thousands)</b>		<b>-</b>	<b>-</b>	<b>-</b>	<b>-</b>	<b>1,500</b>	<b>2,000</b>	<b>3,500</b>



**570 600 Zone Conversion**

**Project ID** AWU2017012 **Department** Anchorage Water Utility  
**Project Type** Improvement **Start Date** January 2027  
**District** **End Date** December 2027

**Community Council****Description**

Combine the 570 and 600 pressure zones to mitigate pressure surges and increase operating pressures, minimize the size of water outages when disruptions do occur, and upsize the station piping to meet current requirements.

**Comments**

New project

---

**Version** 2023 Proposed

		2023	2024	2025	2026	2027	2028	Total
<b>Revenue Sources</b>	<b>Fund</b>							
Bond Sale Proceeds	540200 - Water Utility CIP	-	-	-	-	170	-	170
Net Position	540200 - Water Utility CIP	-	-	-	-	180	-	180
<b>Total (in thousands)</b>		-	-	-	-	<b>350</b>	-	<b>350</b>

**Alaska Department of Transportation-MOA Emergency**

**Project ID**      AWU2021013                                      **Department**      Anchorage Water Utility  
**Project Type**    Replacement    **Start Date**        January 2021  
**District**    **End Date**            December 2028

**Community Council**

**Description**

Provides funding for AWWU projects of an emergency nature or done in conjunction with road agencies. These projects are developed as needed for emergency repairs to the distribution system and/or through coordination with the State of Alaska Department of Transportation & Public Facilities, Municipality of Anchorage Project Management & Engineering as well as other local/state agencies.

**Comments**

Annual Funding Pool

**Version** 2023 Proposed

		2023	2024	2025	2026	2027	2028	Total
<b>Revenue Sources</b>	<b>Fund</b>							
Net Position	540200 - Water Utility CIP	1,000	1,000	1,000	1,000	1,000	1,000	6,000
<b>Total (in thousands)</b>		<b>1,000</b>	<b>1,000</b>	<b>1,000</b>	<b>1,000</b>	<b>1,000</b>	<b>1,000</b>	<b>6,000</b>

**Booster 20 Access Improvements**

<b>Project ID</b>	AWU2022012	<b>Department</b>	Anchorage Water Utility
<b>Project Type</b>	Improvement	<b>Start Date</b>	January 2027
<b>District</b>		<b>End Date</b>	December 2027

**Community Council**

**Description**

Abandon the underground Zodiak Booster Station by providing its functionality to the Service Reservoir site.

**Comments**

New project

**Version** 2023 Proposed

		<b>2023</b>	<b>2024</b>	<b>2025</b>	<b>2026</b>	<b>2027</b>	<b>2028</b>	<b>Total</b>
<b>Revenue Sources</b>	<b>Fund</b>							
Net Position	540200 - Water Utility CIP	-	-	-	-	100	-	100
<b>Total (in thousands)</b>		<b>-</b>	<b>-</b>	<b>-</b>	<b>-</b>	<b>100</b>	<b>-</b>	<b>100</b>

**Bragaw 16th Debarr Water Upgrade**

**Project ID** AWU2017005 **Department** Anchorage Water Utility  
**Project Type** Upgrade **Start Date** February 2018  
**District** **End Date** August 2029

**Community Council**

**Description**

Rehabilitate approximately 1,300 linear feet of 6-inch and 8-inch cast iron water pipe at the end of its useful life in Bragaw Street between East 16th Avenue and Debarr Road.

**Comments**

Project is in design phase

**Version** 2023 Proposed

		2023	2024	2025	2026	2027	2028	Total
<b>Revenue Sources</b>	<b>Fund</b>							
Bond Sale Proceeds	540200 - Water Utility CIP	-	-	-	1,400	-	-	1,400
<b>Total (in thousands)</b>		-	-	-	<b>1,400</b>	-	-	<b>1,400</b>

**Chlorine Analyzer Upgrade**

<b>Project ID</b>	AWU2016012	<b>Department</b>	Anchorage Water Utility
<b>Project Type</b>	Upgrade	<b>Start Date</b>	February 2018
<b>District</b>		<b>End Date</b>	October 2027

**Community Council**

**Description**

Replace chlorine analyzers, pumps, and associated appurtenances at nine well sites throughout Anchorage.

**Comments**

Project is in design phase

**Version** 2023 Proposed

<b>Revenue Sources</b>	<b>Fund</b>	<b>2023</b>	<b>2024</b>	<b>2025</b>	<b>2026</b>	<b>2027</b>	<b>2028</b>	<b>Total</b>
Net Position	540200 - Water Utility CIP	-	1,050	-	-	-	-	1,050
<b>Total (in thousands)</b>		<b>-</b>	<b>1,050</b>	<b>-</b>	<b>-</b>	<b>-</b>	<b>-</b>	<b>1,050</b>

**Customer Information System Replacement**

<b>Project ID</b>	AWU2021023	<b>Department</b>	Anchorage Water Utility
<b>Project Type</b>	Replacement	<b>Start Date</b>	January 2021
<b>District</b>		<b>End Date</b>	December 2025

**Community Council**

**Description**

Replace the Customer Information System Banner software. The replacement will happen through a competitive procurement process and implementation effort. The new system will be selected and implemented with utility-wide cross-functional participation in order to meet the utility's needs and requirements, to include interfacing with other systems.

**Comments**

New project - has a related Sewer Utility project

---

**Version** 2023 Proposed

		2023	2024	2025	2026	2027	2028	Total
<b>Revenue Sources</b>	<b>Fund</b>							
Net Position	540200 - Water Utility CIP	-	500	1,500	-	-	-	2,000
<b>Total (in thousands)</b>		-	500	1,500	-	-	-	2,000

**Depreciation Study**

<b>Project ID</b>	AWU2016002	<b>Department</b>	Anchorage Water Utility
<b>Project Type</b>	New	<b>Start Date</b>	January 2028
<b>District</b>		<b>End Date</b>	December 2028

**Community Council**

**Description**

Conduct a depreciation study of Anchorage Water Utility assets for use in rate making and other regulatory needs.

**Comments**

New project - has related Sewer Utility project

**Version** 2023 Proposed

<b>Revenue Sources</b>	<b>Fund</b>	<b>2023</b>	<b>2024</b>	<b>2025</b>	<b>2026</b>	<b>2027</b>	<b>2028</b>	<b>Total</b>
Net Position	540200 - Water Utility CIP	-	-	-	-	-	50	50
<b>Total (in thousands)</b>		<b>-</b>	<b>-</b>	<b>-</b>	<b>-</b>	<b>-</b>	<b>50</b>	<b>50</b>

**Dowling Road Pressure Regulating Valve**

**Project ID**     AWU2014001   **Department**   Anchorage Water Utility  
**Project Type**   Improvement   **Start Date**     April 2017  
**District**   **End Date**       November 2028

**Community Council**

**Description**

Construct a Pressure Regulating Valve facility on Dowling Road and open the normally closed valve east of the Old Seward Highway and Dowling Road intersection, creating an additional feed into the central 260 hydraulic-grade-line sub-zone.

**Comments**

Project is in design phase

---

**Version** 2023 Proposed

---

		<b>2023</b>	<b>2024</b>	<b>2025</b>	<b>2026</b>	<b>2027</b>	<b>2028</b>	<b>Total</b>
<b>Revenue Sources</b>	<b>Fund</b>							
Net Position	540200 - Water Utility CIP	-	-	-	-	940	-	940
<b>Total (in thousands)</b>		<hr/> <b>-</b>	<hr/> <b>-</b>	<hr/> <b>-</b>	<hr/> <b>-</b>	<hr/> <b>940</b>	<hr/> <b>-</b>	<hr/> <b>940</b>

---



**East 42nd Lake Otis to Piper Water Rehabilitation**

<b>Project ID</b>	AWU2016010	<b>Department</b>	Anchorage Water Utility
<b>Project Type</b>	Rehabilitation	<b>Start Date</b>	February 2018
<b>District</b>		<b>End Date</b>	January 2025

**Community Council****Description**

Rehabilitate approximately 2,700 linear feet of 8-inch cast iron and ductile iron water pipe at the end of its useful life on East 42nd Avenue between Lake Otis to Piper Street.

**Comments**

Project is in design phase

**Version** 2023 Proposed

		2023	2024	2025	2026	2027	2028	Total
<b>Revenue Sources</b>	<b>Fund</b>							
Bond Sale Proceeds	540200 - Water Utility CIP	-	2,300	-	-	-	-	2,300
<b>Total (in thousands)</b>		<b>-</b>	<b>2,300</b>	<b>-</b>	<b>-</b>	<b>-</b>	<b>-</b>	<b>2,300</b>

**East 7th Lane Pine Water Rehabilitation**

<b>Project ID</b>	AWU2016003	<b>Department</b>	Anchorage Water Utility
<b>Project Type</b>	Rehabilitation	<b>Start Date</b>	February 2018
<b>District</b>		<b>End Date</b>	October 2029

**Community Council**

**Description**

Replace approximately 2,500 linear feet of water pipe on East 6th and 7th Avenues between Hoyt Street and Pine Street.

**Comments**

Project is in design phase

**Version** 2023 Proposed

		2023	2024	2025	2026	2027	2028	Total
<b>Revenue Sources</b>	<b>Fund</b>							
Bond Sale Proceeds	540200 - Water Utility CIP	-	-	-	1,712	-	-	1,712
<b>Total (in thousands)</b>		-	-	-	<b>1,712</b>	-	-	<b>1,712</b>

**Eklutna Water Transmission Main Valve Vault Rehabilitation**

<b>Project ID</b>	AWU2021016	<b>Department</b>	Anchorage Water Utility
<b>Project Type</b>	Rehabilitation	<b>Start Date</b>	March 2022
<b>District</b>		<b>End Date</b>	December 2025

**Community Council**

**Description**

Rehabilitate or replace near-failure components of each of the valve vaults serving the Eklutna water transmission main. This project will be completed in phases.

**Comments**

Project is in design phase

**Version** 2023 Proposed

		2023	2024	2025	2026	2027	2028	Total
<b>Revenue Sources</b>	<b>Fund</b>							
Net Position	540200 - Water Utility CIP	-	2,250	-	-	-	-	2,250
<b>Total (in thousands)</b>		<b>-</b>	<b>2,250</b>	<b>-</b>	<b>-</b>	<b>-</b>	<b>-</b>	<b>2,250</b>



**Eklutna Water Treatment Facility Architectural Structural Improvements**

**Project ID**      AWU2018014                              **Department**      Anchorage Water Utility  
**Project Type**    Improvement    **Start Date**        January 2027  
**District**    **End Date**           December 2027

**Community Council**

**Description**  
The objective of this project is to proactively rehabilitate structural components of the Eklutna Water Treatment Facility to prolong the life of assets showing signs of degradation as provided in the 2018 Eklutna Water Treatment Facility Plan.

**Comments**  
New project

---

**Version** 2023 Proposed

---

<b>Revenue Sources</b>	<b>Fund</b>	<b>2023</b>	<b>2024</b>	<b>2025</b>	<b>2026</b>	<b>2027</b>	<b>2028</b>	<b>Total</b>
Bond Sale Proceeds	540200 - Water Utility CIP	-	-	-	-	850	-	850
<b>Total (in thousands)</b>		-	-	-	-	<b>850</b>	-	<b>850</b>

---

---

Eklutna Water Treatment Facility Building Improvements

**Project ID**     AWU2018021                                        **Department**     Anchorage Water Utility  
**Project Type**     Improvement    **Start Date**        January 2027  
**District**     **End Date**            December 2027

**Community Council**

**Description**

The objective of this project is to replace building components that have reached the end of their useful life as provided in the 2018 Eklutna Water Treatment Facility Plan.

**Comments**

New project

**Version** 2023 Proposed

		2023	2024	2025	2026	2027	2028	Total
<b>Revenue Sources</b>	<b>Fund</b>							
Bond Sale Proceeds	540200 - Water Utility CIP	-	-	-	-	1,030	-	1,030
<b>Total (in thousands)</b>		-	-	-	-	<b>1,030</b>	-	<b>1,030</b>



**Eklutna Water Treatment Facility Motor Control Center Upgrade**

**Project ID**      AWU2018003                              **Department**    Anchorage Water Utility  
**Project Type**    Upgrade    **Start Date**        December 2017  
**District**    **End Date**         April 2026

**Community Council**

**Description**

Replace the motor control centers in the main electrical room, waste wash-water station, and other locations at the Eklutna Water Treatment Facility per the 2018 Eklutna Water Treatment Facility Plan.

**Comments**

Project is in design phase

**Version** 2023 Proposed

		2023	2024	2025	2026	2027	2028	Total
<b>Revenue Sources</b>	<b>Fund</b>							
Bond Sale Proceeds	540200 - Water Utility CIP	-	4,000	-	-	-	-	4,000
<b>Total (in thousands)</b>		-	<b>4,000</b>	-	-	-	-	<b>4,000</b>



### **Eklutna Water Treatment Facility Process Improvements**

**Project ID**      AWU2018019                                         **Department**      Anchorage Water Utility  
**Project Type**      Improvement    **Start Date**          January 2022  
**District**    **End Date**              December 2024

**Community Council**

**Description**

Upgrade and rehabilitate components of process systems at the Eklutna Water Treatment Facility to increase reliability and prolong the life of the assets as provided in the 2018 Eklutna Water Treatment Facility Plan.

**Comments**

Project is in design phase

**Version** 2023 Proposed

Revenue Sources	Fund	2023	2024	2025	2026	2027	2028	Total
Bond Sale Proceeds	540200 - Water Utility CIP	-	1,800	-	-	-	-	1,800
Net Position	540200 - Water Utility CIP	435	-	-	-	-	-	435
<b>Total (in thousands)</b>		<b>435</b>	<b>1,800</b>	<b>-</b>	<b>-</b>	<b>-</b>	<b>-</b>	<b>2,235</b>

**Eklutna Water Treatment Facility Supervisory Control and Data Acquisition Backbone/Fire Improvements**

**Project ID**      AWU2018004                                  **Department**    Anchorage Water Utility  
**Project Type**    Improvement    **Start Date**      January 2019  
**District**    **End Date**        June 2027

**Community Council**

**Description**

Upgrade Eklutna Water Treatment Facility communications system. Replace communication wiring in multiple Eklutna Water Treatment Facility buildings, between devices and process logic controller, and complete new programming to achieve system integration.

**Comments**

Project is in design phase

**Version** 2023 Proposed

		2023	2024	2025	2026	2027	2028	Total
<b>Revenue Sources</b>	<b>Fund</b>							
Bond Sale Proceeds	540200 - Water Utility CIP	-	400	-	-	-	-	400
Net Position	540200 - Water Utility CIP	1,700	300	-	-	-	-	2,000
<b>Total (in thousands)</b>		<b>1,700</b>	<b>700</b>	<b>-</b>	<b>-</b>	<b>-</b>	<b>-</b>	<b>2,400</b>



**Facility Plant**

<b>Project ID</b>	AWU2021012	<b>Department</b>	Anchorage Water Utility
<b>Project Type</b>	Replacement	<b>Start Date</b>	January 2023
<b>District</b>		<b>End Date</b>	December 2029

**Community Council**

**Description**

This pool will provide for the purchase of new equipment for the replacement of worn equipment in the water treatment system. Examples of such equipment include pumps, electric motors, instruments, air conditioning equipment, electrical switch gear, etc.

**Comments**

Annual Funding Pool

**Version** 2023 Proposed

		2023	2024	2025	2026	2027	2028	Total
<b>Revenue Sources</b>	<b>Fund</b>							
Net Position	540200 - Water Utility CIP	1,000	1,000	1,000	1,000	1,000	1,000	6,000
<b>Total (in thousands)</b>		<b>1,000</b>	<b>1,000</b>	<b>1,000</b>	<b>1,000</b>	<b>1,000</b>	<b>1,000</b>	<b>6,000</b>

**Geographic Information System Application Development**

**Project ID** AWU2021002 **Department** Anchorage Water Utility  
**Project Type** IT **Start Date** January 2024  
**District** **End Date** December 2028

**Community Council**

**Description**

Geographic information systems (GIS) work to perform work associated with development of applications for essential business functions on an annual basis. The Utility relies heavily on GIS and mapping based on self-service to meet business needs.

**Comments**

Annual Funding Pool - has a related Sewer Utility project

---

**Version** 2023 Proposed

		2023	2024	2025	2026	2027	2028	Total
<b>Revenue Sources</b>	<b>Fund</b>							
Net Position	540200 - Water Utility CIP	-	45	-	45	-	45	135
<b>Total (in thousands)</b>		-	45	-	45	-	45	135

**Girdwood Reservoir Improvements**

<b>Project ID</b>	AWU2022004	<b>Department</b>	Anchorage Water Utility
<b>Project Type</b>	Improvement	<b>Start Date</b>	January 2025
<b>District</b>		<b>End Date</b>	December 2026

**Community Council**

**Comments**

Perform necessary structural and safety upgrades to the Girdwood Reservoir.

**Legislative Scope**

New project

**Version** 2023 Proposed

		2023	2024	2025	2026	2027	2028	Total
<b>Revenue Sources</b>	<b>Fund</b>							
Bond Sale Proceeds	540200 - Water Utility CIP	-	-	250	1,500	-	-	1,750
Net Position	540200 - Water Utility CIP	-	-	250	-	-	-	250
<b>Total (in thousands)</b>		-	-	<b>500</b>	<b>1,500</b>	-	-	<b>2,000</b>

**Girdwood Well Rehabilitation**

**Project ID**      AWU2018026                                      **Department**      Anchorage Water Utility  
**Project Type**    Rehabilitation    **Start Date**        January 2019  
**District**    **End Date**         March 2027

**Community Council****Description**

The Girdwood Well is the sole source of water supply that AWWU serves the Girdwood Community. The well house is in need of rehabilitation as the assets have failed and/or maintenance has been recently completed.

**Comments**

Project is in design phase

---

**Version** 2023 Proposed

		<b>2023</b>	<b>2024</b>	<b>2025</b>	<b>2026</b>	<b>2027</b>	<b>2028</b>	<b>Total</b>
<b>Revenue Sources</b>	<b>Fund</b>							
Bond Sale Proceeds	540200 - Water Utility CIP	1,762	-	-	-	-	-	1,762
Net Position	540200 - Water Utility CIP	2,038	-	-	-	-	-	2,038
<b>Total (in thousands)</b>		<b>3,800</b>	<b>-</b>	<b>-</b>	<b>-</b>	<b>-</b>	<b>-</b>	<b>3,800</b>

**Global Positioning System Unit Upgrades**

<b>Project ID</b>	AWU2022007	<b>Department</b>	Anchorage Water Utility
<b>Project Type</b>	IT	<b>Start Date</b>	January 2027
<b>District</b>		<b>End Date</b>	December 2027

**Community Council**

**Description**

Purchase a minimum of two (2) high resolution global positioning system (GPS) units for use in downtown Anchorage and Girdwood.

**Comments**

New project - has a related Sewer Utility project

**Version** 2023 Proposed

		2023	2024	2025	2026	2027	2028	Total
<b>Revenue Sources</b>	<b>Fund</b>							
Net Position	540200 - Water Utility CIP	-	-	-	-	25	-	25
<b>Total (in thousands)</b>		<b>-</b>	<b>-</b>	<b>-</b>	<b>-</b>	<b>25</b>	<b>-</b>	<b>25</b>





**Headquarters Lighting Upgrades**

**Project ID**      AWU2019011    **Department**    Anchorage Water Utility  
**Project Type**    Upgrade    **Start Date**       December 2017  
**District**    **End Date**          February 2025

**Community Council**

**Description**

Upgrade lighting at 3000 Arctic Blvd in accordance with the Lighting Assessment and Recommendations report prepared by PDC Engineers. Work includes replacement of existing interior fluorescent and metal halide lighting, interior exit, and emergency lighting,

**Comments**

Project is in design phase

---

**Version** 2023 Proposed

		2023	2024	2025	2026	2027	2028	Total
<b>Revenue Sources</b>	<b>Fund</b>							
Net Position	540200 - Water Utility CIP	-	-	120	-	-	-	120
<b>Total (in thousands)</b>		-	-	<b>120</b>	-	-	-	<b>120</b>

---

**Heavy Rolling Stock**

<b>Project ID</b>	AWU2021010	<b>Department</b>	Anchorage Water Utility
<b>Project Type</b>	Replacement	<b>Start Date</b>	January 2023
<b>District</b>		<b>End Date</b>	December 2028

**Community Council****Description**

For the acquisition, rehabilitation, or replacement of heavy rolling stock vehicles. Includes vectors, loaders, etc.

**Comments**

Annual Funding Pool

---

**Version** 2023 Proposed

		2023	2024	2025	2026	2027	2028	Total
<b>Revenue Sources</b>	<b>Fund</b>							
Net Position	540200 - Water Utility CIP	750	750	750	750	750	750	4,500
<b>Total (in thousands)</b>		<b>750</b>	<b>750</b>	<b>750</b>	<b>750</b>	<b>750</b>	<b>750</b>	<b>4,500</b>

---



---

**High Pressure Hydrants Underground Pressure Regulating Valves**

<b>Project ID</b>	AWU2022003	<b>Department</b>	Anchorage Water Utility
<b>Project Type</b>	Improvement	<b>Start Date</b>	January 2025
<b>District</b>		<b>End Date</b>	December 2025

**Community Council**

**Description**

Remove four (4) underground high pressure regulating valves to reduce pressure surges that have caused frequently flooded vaults.

**Comments**

New project

---

**Version** 2023 Proposed

<b>Revenue Sources</b>	<b>Fund</b>	<b>2023</b>	<b>2024</b>	<b>2025</b>	<b>2026</b>	<b>2027</b>	<b>2028</b>	<b>Total</b>
Net Position	540200 - Water Utility CIP	-	-	250	-	-	-	250
<b>Total (in thousands)</b>		-	-	<b>250</b>	-	-	-	<b>250</b>

**Hydraulic Model Upgrades**

<b>Project ID</b>	AWU2021005	<b>Department</b>	Anchorage Water Utility
<b>Project Type</b>	IT	<b>Start Date</b>	January 2022
<b>District</b>		<b>End Date</b>	December 2029

**Community Council**

**Description**

Upgrades to the water hydraulic model for essential business functions on annual basis. AWWU relies heavily on hydraulic models to meet business needs.

**Comments**

Annual Funding Pool - has related Sewer Utility project

---

**Version** 2023 Proposed

		2023	2024	2025	2026	2027	2028	Total
<b>Revenue Sources</b>	<b>Fund</b>							
Net Position	540200 - Water Utility CIP	50	50	50	50	50	50	300
<b>Total (in thousands)</b>		<b>50</b>	<b>50</b>	<b>50</b>	<b>50</b>	<b>50</b>	<b>50</b>	<b>300</b>

**Information Technology Administrative Systems WTR Pool**

<b>Project ID</b>	AWU2021001	<b>Department</b>	Anchorage Water Utility
<b>Project Type</b>	IT	<b>Start Date</b>	January 2022
<b>District</b>		<b>End Date</b>	December 2029

**Community Council**

**Description**

Installation, acquisition, and upgrade of Information Technology (IT) systems related to the Customer Service IT Master Plan System Category. Systems include Banner CIS, Neptune Meter Reading, Cash Register, Bill Payment and Presentment, Infor Permitting, Backflow, Teledig, and Outage Notification.

**Comments**

Annual Funding Pool - has a related Sewer Utility project

---

**Version** 2023 Proposed

		2023	2024	2025	2026	2027	2028	Total
<b>Revenue Sources</b>	<b>Fund</b>							
Net Position	540200 - Water Utility CIP	65	65	65	65	65	65	390
<b>Total (in thousands)</b>		<b>65</b>	<b>65</b>	<b>65</b>	<b>65</b>	<b>65</b>	<b>65</b>	<b>390</b>



**Kincaid Reservoir Expansion**

**Project ID** AWU2017007 **Department** Anchorage Water Utility  
**Project Type** Improvement **Start Date** January 2027  
**District** **End Date** December 2029

**Community Council**

**Description**

Construct 5 million gallons or more of storage to serve the 260 pressure zone in Anchorage to meet operational and emergency needs while increasing fire flows.

**Comments**

New project

**Version** 2023 Proposed

		2023	2024	2025	2026	2027	2028	Total
<b>Revenue Sources</b>	<b>Fund</b>							
Bond Sale Proceeds	540200 - Water Utility CIP	-	-	-	-	1,250	85	1,335
Net Position	540200 - Water Utility CIP	-	-	-	-	-	1,915	1,915
<b>Total (in thousands)</b>		-	-	-	-	<b>1,250</b>	<b>2,000</b>	<b>3,250</b>



**Miscellaneous Information Technology Systems**

**Project ID**      AWU2021004      **Department**    Anchorage Water Utility  
**Project Type**    IT      **Start Date**      January 2022  
**District**    **End Date**        December 2029

**Community Council**

**Description**

Installation, acquisition, and upgrade of Information Technology systems related to the Work Management System Category. Systems include Maximo, Fuel Management, and DataSplice.

**Comments**

Annual Funding Pool - has a related Sewer Utility project

---

**Version** 2023 Proposed

<b>Revenue Sources</b>	<b>Fund</b>	<b>2023</b>	<b>2024</b>	<b>2025</b>	<b>2026</b>	<b>2027</b>	<b>2028</b>	<b>Total</b>
Net Position	540200 - Water Utility CIP	15	15	15	15	15	15	90
<b>Total (in thousands)</b>		<b>15</b>	<b>15</b>	<b>15</b>	<b>15</b>	<b>15</b>	<b>15</b>	<b>90</b>

---

**Mockingbird Drive Water Rehabilitation**

**Project ID**      AWU2016011                                  **Department**    Anchorage Water Utility  
**Project Type**    Rehabilitation    **Start Date**        January 2019  
**District**    **End Date**         December 2024

**Community Council**

**Description**

Upgrade approximately 332 linear feet of 1975 12-inch ductile iron pipe along Mockingbird Drive and install a new mainline valve to minimize outages during a mainline break.

**Comments**

Project is in design phase

**Version** 2023 Proposed

		2023	2024	2025	2026	2027	2028	Total
<b>Revenue Sources</b>	<b>Fund</b>							
Net Position	540200 - Water Utility CIP	110	-	-	-	-	-	110
<b>Total (in thousands)</b>		<b>110</b>	<b>-</b>	<b>-</b>	<b>-</b>	<b>-</b>	<b>-</b>	<b>110</b>

**Park Down Estates Water Upgrade**

<b>Project ID</b>	AWU2020003	<b>Department</b>	Anchorage Water Utility
<b>Project Type</b>	Replacement	<b>Start Date</b>	June 2020
<b>District</b>		<b>End Date</b>	March 2024

**Community Council**

**Description**

Rehabilitate or replace water mains and water services as needed in the Parkdown Estates Cul-de-Sacs off E6th Ave and Boniface Parkway.

**Comments**

Project is in design phase

**Version** 2023 Proposed

		<b>2023</b>	<b>2024</b>	<b>2025</b>	<b>2026</b>	<b>2027</b>	<b>2028</b>	<b>Total</b>
<b>Revenue Sources</b>	<b>Fund</b>							
Net Position	540200 - Water Utility CIP	1,600	-	-	-	-	-	1,600
<b>Total (in thousands)</b>		<b>1,600</b>	<b>-</b>	<b>-</b>	<b>-</b>	<b>-</b>	<b>-</b>	<b>1,600</b>

**Plant Oversize & Betterments**

<b>Project ID</b>	AWU2021015	<b>Department</b>	Anchorage Water Utility
<b>Project Type</b>	Improvement	<b>Start Date</b>	January 2024
<b>District</b>		<b>End Date</b>	December 2029

**Community Council**

**Description**

This funding is required to compensate private developers for AWWU requested betterments to AWWU's existing infrastructure or for AWWU requested oversizing of water mains installed by the developers.

**Comments**

Annual Funding Pool

---

**Version** 2023 Proposed

		2023	2024	2025	2026	2027	2028	Total
<b>Revenue Sources</b>	<b>Fund</b>							
Net Position	540200 - Water Utility CIP	-	10	-	10	-	10	30
<b>Total (in thousands)</b>		<b>-</b>	<b>10</b>	<b>-</b>	<b>10</b>	<b>-</b>	<b>10</b>	<b>30</b>

**Port Tank Farm Water Main Replacement**

**Project ID**      AWU2022008      **Department**      Anchorage Water Utility  
**Project Type**      Replacement      **Start Date**      January 2027  
**District**           **End Date**      January 2029

**Community Council**

**Description**

Rehabilitate or replace approximately 20 linear feet of 1967 ductile iron water main for resilient fire protection in a high-risk area.

**Comments**

New project

---

**Version** 2023 Proposed

Revenue Sources	Fund	2023	2024	2025	2026	2027	2028	Total
Net Position	540200 - Water Utility CIP	-	-	-	-	150	-	150
<b>Total (in thousands)</b>		<b>-</b>	<b>-</b>	<b>-</b>	<b>-</b>	<b>150</b>	<b>-</b>	<b>150</b>

### **Pressure Regulating Valve Replacement**

<b>Project ID</b>	AWU2020004	<b>Department</b>	Anchorage Water Utility
<b>Project Type</b>	Replacement	<b>Start Date</b>	May 2022
<b>District</b>		<b>End Date</b>	September 2028

**Community Council**

**Description**

Replace failing and nonstandard pressure regulating valve components and appurtenances throughout the AWU Distribution System.

**Comments**

Project is in design phase

**Version** 2023 Proposed

		2023	2024	2025	2026	2027	2028	Total
<b>Revenue Sources</b>	<b>Fund</b>							
Net Position	540200 - Water Utility CIP	300	300	300	300	300	-	1,500
<b>Total (in thousands)</b>		<b>300</b>	<b>300</b>	<b>300</b>	<b>300</b>	<b>300</b>	<b>-</b>	<b>1,500</b>

**Pressure Regulatory Valve Rock Catchers**

**Project ID** AWU2022001 **Department** Anchorage Water Utility  
**Project Type** Improvement **Start Date** January 2025  
**District** **End Date** December 2025

**Community Council****Description**

Install debris filters at six (6) pressure regulating valves to stop the accumulation of debris in the valves and prolong the asset life.

**Comments**

New project

**Version** 2023 Proposed

		2023	2024	2025	2026	2027	2028	Total
<b>Revenue Sources</b>	<b>Fund</b>							
Net Position	540200 - Water Utility CIP	-	-	200	-	-	-	200
<b>Total (in thousands)</b>		-	-	<b>200</b>	-	-	-	<b>200</b>

**Red Currant Water Upgrade**

<b>Project ID</b>	AWU2022009	<b>Department</b>	Anchorage Water Utility
<b>Project Type</b>	Upgrade	<b>Start Date</b>	January 2027
<b>District</b>		<b>End Date</b>	December 2027

**Community Council**

**Description**

Rehabilitate or replace corroded water assets on Red Currant Circle with a high rate of failure.

**Comments**

New project

**Version** 2023 Proposed

		2023	2024	2025	2026	2027	2028	Total
<b>Revenue Sources</b>	<b>Fund</b>							
Bond Sale Proceeds	540200 - Water Utility CIP	-	-	-	-	585	-	585
<b>Total (in thousands)</b>		<b>-</b>	<b>-</b>	<b>-</b>	<b>-</b>	<b>585</b>	<b>-</b>	<b>585</b>



**Ship Creek Water Treatment Facility Plan**

<b>Project ID</b>	AWU2018023	<b>Department</b>	Anchorage Water Utility
<b>Project Type</b>	Improvement	<b>Start Date</b>	January 2027
<b>District</b>		<b>End Date</b>	December 2027

**Community Council**

**Description**

Prepare a Facility Plan for the Ship Creek Water Treatment Facility. The Facility Plan will recommend rehabilitation and upgrades to the overall plant.

**Comments**

New project

---

**Version** 2023 Proposed

		2023	2024	2025	2026	2027	2028	Total
<b>Revenue Sources</b>	<b>Fund</b>							
Bond Sale Proceeds	540200 - Water Utility CIP	-	-	-	-	350	-	350
<b>Total (in thousands)</b>		-	-	-	-	<b>350</b>	-	<b>350</b>

**Supervisory Control and Data Acquisition Equipment**

<b>Project ID</b>	AWU2021008	<b>Department</b>	Anchorage Water Utility
<b>Project Type</b>	Upgrade	<b>Start Date</b>	January 2022
<b>District</b>		<b>End Date</b>	January 2029

**Community Council**

**Description**

Equipment upgrades and/or additions as services are added and technology ages. These may include, but are not limited to, upgrades to logic controllers, software replacement, and intelligence upgrades.

**Comments**

Annual Funding Pool - has related Sewer Utility project

---

**Version** 2023 Proposed

		2023	2024	2025	2026	2027	2028	Total
<b>Revenue Sources</b>	<b>Fund</b>							
Net Position	540200 - Water Utility CIP	300	300	300	300	300	300	1,800
<b>Total (in thousands)</b>		<b>300</b>	<b>300</b>	<b>300</b>	<b>300</b>	<b>300</b>	<b>300</b>	<b>1,800</b>

**Tanglewood Place Water Rehabilitation**

<b>Project ID</b>	AWU2017015	<b>Department</b>	Anchorage Water Utility
<b>Project Type</b>	Rehabilitation	<b>Start Date</b>	January 2019
<b>District</b>		<b>End Date</b>	July 2025

**Community Council**

**Description**

Construct a water intertie at Tanglewood Place and Milky Way Drive. Rehabilitate the 60inch cast-iron water main along Tanglewood Place.

**Comments**

Project is in design phase

**Version** 2023 Proposed

		2023	2024	2025	2026	2027	2028	Total
<b>Revenue Sources</b>	<b>Fund</b>							
Net Position	540200 - Water Utility CIP	617	-	-	-	-	-	617
<b>Total (in thousands)</b>		<b>617</b>	<b>-</b>	<b>-</b>	<b>-</b>	<b>-</b>	<b>-</b>	<b>617</b>

**The Ponds Water Main Upgrade**

<b>Project ID</b>	AWU2022010	<b>Department</b>	Anchorage Water Utility
<b>Project Type</b>	Upgrade	<b>Start Date</b>	January 2027
<b>District</b>		<b>End Date</b>	December 2027

**Community Council**

**Description**

Rehabilitate or replace corroded water assets between the hydrants on Lily Pond and Ponds Circles.

**Version** 2023 Proposed

		2023	2024	2025	2026	2027	2028	Total
<b>Revenue Sources</b>	<b>Fund</b>							
Bond Sale Proceeds	540200 - Water Utility CIP	-	-	-	-	1,500	-	1,500
<b>Total (in thousands)</b>		<b>-</b>	<b>-</b>	<b>-</b>	<b>-</b>	<b>1,500</b>	<b>-</b>	<b>1,500</b>

**Transmission Distribution System Upgrades**

<b>Project ID</b>	AWU2021022	<b>Department</b>	Anchorage Water Utility
<b>Project Type</b>	Upgrade	<b>Start Date</b>	January 2027
<b>District</b>		<b>End Date</b>	December 2028

**Community Council**

**Description**

Estimated capital needs of the water distribution and treatment system for projects yet to be identified through predictive maintenance, preventative maintenance, corrective maintenance, studies, and plans. These projects yet to be identified are not for the next fiscal year, but for CIP out years only. The annual estimate is based on the: Average time between failures of an asset, Average remaining useful life for the sum of assets in the water distribution system, Labor and resources dedicated to corrective maintenance, Work orders, Performance of an asset: Operational Cost vs. the Capital Cost

**Comments**

New project

---

**Version** 2023 Proposed

		2023	2024	2025	2026	2027	2028	Total
<b>Revenue Sources</b>	<b>Fund</b>							
Bond Sale Proceeds	540200 - Water Utility CIP	-	-	-	-	1,000	-	1,000
Net Position	540200 - Water Utility CIP	-	-	-	-	-	1,000	1,000
<b>Total (in thousands)</b>		-	-	-	-	<b>1,000</b>	<b>1,000</b>	<b>2,000</b>

**Tudor - Wright Water Upgrades**

**Project ID** AWU2019001 **Department** Anchorage Water Utility  
**Project Type** Upgrade **Start Date** March 2021  
**District** **End Date** February 2025

**Community Council**

**Description**

This project contains two phases: Phase 1 will rehabilitate most of the water main at the intersection of Tudor Road and Wright Street. Phase II will address lack of water redundancy in the neighborhood south of the intersection that experiences higher-than-average asset failures due to corrosion and large water outage areas when repairs are made.

**Comments**

Project is in design phase

---

**Version** 2023 Proposed

		2023	2024	2025	2026	2027	2028	Total
<b>Revenue Sources</b>	<b>Fund</b>							
Bond Sale Proceeds	540200 - Water Utility CIP	-	-	2,200	-	-	-	2,200
<b>Total (in thousands)</b>		-	-	<b>2,200</b>	-	-	-	<b>2,200</b>

**Upper Eagle River Fire Flow**

**Project ID**      AWU2016001                                  **Department**    Anchorage Water Utility  
**Project Type**    Improvement    **Start Date**        March 2017  
**District**    **End Date**          August 2027

**Community Council**

**Description**

Improve peak flows to upper Eagle River zones through upgrades to two existing booster stations as well as the installation of interies and associated appurtenances for zone consolidation resulting in a more robust distribution system.

**Comments**

Project is in design phase

**Version** 2023 Proposed

		2023	2024	2025	2026	2027	2028	Total
<b>Revenue Sources</b>	<b>Fund</b>							
Bond Sale Proceeds	540200 - Water Utility CIP	-	-	2,400	-	-	-	2,400
<b>Total (in thousands)</b>		-	-	<b>2,400</b>	-	-	-	<b>2,400</b>

**Vehicles**

**Project ID** AWU2021011 **Department** Anchorage Water Utility  
**Project Type** Replacement **Start Date** January 2020  
**District** **End Date** December 2029

**Community Council**

**Description**

Provides funding for major rehabilitation or replacement of AWWU fleet vehicles at the end of their useful life.

**Comments**

Annual Funding Pool - has related Sewer Utility project

**Version** 2023 Proposed

		2023	2024	2025	2026	2027	2028	Total
<b>Revenue Sources</b>	<b>Fund</b>							
Net Position	540200 - Water Utility CIP	500	500	500	500	500	500	3,000
<b>Total (in thousands)</b>		<b>500</b>	<b>500</b>	<b>500</b>	<b>500</b>	<b>500</b>	<b>500</b>	<b>3,000</b>









**Anchorage Wastewater Utility**  
**8 Year Summary**  
(\$ in thousands)

Financial Overview	2021	2022	2023	2024	2025	2026	2027	2028
	Actuals	Proforma	Proposed	Forecast				
Revenues	63,180	64,112	68,644	71,138	76,428	80,628	83,548	85,378
Expenses and Transfers <sup>(1)</sup>	54,725	59,199	61,622	63,502	64,620	66,100	67,710	69,610
<b>Net Income (Loss)</b>	<b>8,455</b>	<b>4,913</b>	<b>7,022</b>	<b>7,636</b>	<b>11,808</b>	<b>14,528</b>	<b>15,838</b>	<b>15,768</b>
Charges by/to Other Departments	2,348	2,352	2,521	2,672	2,833	3,003	3,183	3,374
Municipal Enterprise/Utility Service Assessment	7,440	7,035	7,285	8,540	8,970	9,430	9,920	10,560
Dividend to General Government	-	-	-	-	-	-	-	-
<b>Transfers to General Government <sup>(2)</sup></b>	<b>9,788</b>	<b>9,387</b>	<b>9,740</b>	<b>11,212</b>	<b>11,803</b>	<b>12,433</b>	<b>13,103</b>	<b>13,934</b>
Operating Cash	23,960	24,037	19,004	17,883	17,883	19,345	20,927	22,000
Construction Cash Pool	10,724	33,356	33,694	33,849	33,787	33,972	38,866	43,930
Restricted Cash	10,314	8,000	9,000	10,000	10,000	10,000	10,000	10,000
<b>Total Cash</b>	<b>44,998</b>	<b>65,393</b>	<b>61,698</b>	<b>61,732</b>	<b>61,670</b>	<b>63,317</b>	<b>69,793</b>	<b>75,930</b>
Net Position/Equity 12/31	130,912	138,718	145,740	153,376	165,184	179,712	195,550	211,318
<b>Capital Assets Beginning Balance</b>	<b>452,604</b>	<b>447,423</b>	<b>464,950</b>	<b>460,004</b>	<b>459,214</b>	<b>458,894</b>	<b>459,075</b>	<b>464,738</b>
Asset Additions Placed in Service	12,538	35,729	13,764	18,220	19,000	19,821	25,683	26,585
Assets Retired	(1,083)	(3,600)	(3,600)	(3,600)	(3,600)	(3,600)	(3,600)	(3,600)
Change Depreciation (Increase)/Decrease	(16,636)	(14,602)	(15,110)	(15,410)	(15,720)	(16,040)	(16,420)	(17,000)
<b>Net Capital Assets (12/31)</b>	<b>447,423</b>	<b>464,950</b>	<b>460,004</b>	<b>459,214</b>	<b>458,894</b>	<b>459,075</b>	<b>464,738</b>	<b>470,723</b>
Equity Funding Available for Capital	10,000	10,000	10,000	7,000	10,000	12,000	13,000	15,000
<b>Debt</b>								
New Debt - Bonds <sup>(3)</sup>	-	128	-	-	-	-	-	-
New Debt - Loans or Other	7,963	8,000	4,000	7,500	5,000	4,000	8,500	7,500
Total Outstanding LT Debt	198,067	192,162	180,779	172,670	161,599	149,095	141,041	133,103
Total Annual Debt Service Payment	14,163	18,511	19,896	19,952	20,154	20,411	20,274	18,917
<b>Debt Service Requirement</b>	<b>1.15</b>	<b>1.15</b>	<b>1.15</b>	<b>1.15</b>	<b>1.15</b>	<b>1.15</b>	<b>1.15</b>	<b>1.15</b>
Debt Service Coverage (Bond)	3.90	3.34	2.66	2.64	3.06	3.29	3.41	4.08
Debt Service Coverage (Total)	1.73	1.39	1.26	1.26	1.43	1.54	1.61	1.73
Debt/Equity Ratio	60 / 40	58 / 42	55 / 45	53 / 47	49 / 51	45 / 55	42 / 58	39 / 61
Rate Change Percent <sup>(4)</sup>	8.00%	3.75%	0.84%	4.50%	7.50%	5.30%	3.50%	2.00%
Single Family Rate (\$)	52.43	54.63	55.09	57.57	61.89	65.17	67.45	68.80
<b>Statistical/Performance Trends</b>								
Number of Accounts	57,599	57,697	57,795	57,893	57,992	58,090	58,189	58,288
Average Treatment (MGD)	29.3	29.3	29.4	29.4	29.5	29.5	29.6	29.7
Miles of Wastewater Lines	765	766	768	769	770	772	773	774

<sup>(1)</sup> Expenses shown include all transfers to General Government and all non-cash items: depreciation (including depreciation on assets purchased with grant funds) and amortization activities.

<sup>(2)</sup> Included in total expenses calculated in Net Income.

<sup>(3)</sup> 2022 Bond Issue will pay off existing short-term borrowing program debt, no new proceeds are anticipated

<sup>(4)</sup> 2021 rate increase effective date was requested to be 4/1/2021 to minimize impacts during COVID

Millions Gallons/Day (MGD)

## Anchorage Wastewater Utility Statement of Revenues and Expenses

	2021 Actuals	2022 Proforma	\$ Change	2022 Revised	\$ Change	2023 Proposed	23 v 22 % Change
<b>Operating Revenue</b>							
Residential Sales	46,532,460	49,083,000	(43,000)	49,040,000	414,000	49,454,000	0.84%
Commercial Sales	12,777,748	14,280,000	(440,000)	13,840,000	360,000	14,200,000	2.60%
Public Authority Sales	2,685,287	2,837,000	(123,000)	2,714,000	128,000	2,842,000	4.72%
Miscellaneous	883,178	946,000	29,000	975,000	(59,000)	916,000	-6.05%
<b>Total Operating Revenue</b>	<b>62,878,674</b>	<b>67,146,000</b>	<b>(577,000)</b>	<b>66,569,000</b>	<b>843,000</b>	<b>67,412,000</b>	<b>1.27%</b>
<b>Non Operating Revenue</b>							
Investment Income	279,171	(3,044,018)	3,287,068	243,050	979,000	1,222,050	402.80%
<b>Total Non Operating Revenue</b>	<b>301,540</b>	<b>(3,034,018)</b>	<b>3,287,068</b>	<b>253,050</b>	<b>979,000</b>	<b>1,232,050</b>	<b>386.88%</b>
<b>Total Revenue</b>	<b>63,180,214</b>	<b>64,111,983</b>	<b>2,710,068</b>	<b>66,822,050</b>	<b>1,822,000</b>	<b>68,644,050</b>	<b>2.73%</b>
<b>Operating Expense</b>							
Salaries and Benefits	16,804,645	17,129,231	1,194,488	18,323,719	60,081	18,383,800	0.33%
Overtime	442,994	385,904	33,596	419,500	-	419,500	0.00%
<b>Total Labor</b>	<b>17,247,638</b>	<b>17,515,135</b>	<b>1,228,084</b>	<b>18,743,219</b>	<b>60,081</b>	<b>18,803,300</b>	<b>0.32%</b>
Supplies	2,449,648	2,780,933	289,509	3,070,442	20,015	3,090,457	0.65%
Travel	5,801	80,960	21,140	102,100	-	102,100	0.00%
Contractual/Other Services	9,948,157	11,907,227	222,790	12,130,017	308,326	12,438,343	2.54%
Dividend to General Government	-	-	-	-	-	-	0.00%
<b>Manageable Direct Cost Total</b>	<b>12,403,606</b>	<b>14,769,120</b>	<b>533,439</b>	<b>15,302,559</b>	<b>328,341</b>	<b>15,630,900</b>	<b>2.15%</b>
Municipal Enterprise/Utility Service Assessment	7,439,635	7,034,578	(33,684)	7,000,894	284,521	7,285,415	4.06%
Depreciation/Amortization	12,538,601	13,164,282	-	13,164,282	358,100	13,522,382	2.72%
<b>Non-Manageable Direct Cost Total</b>	<b>19,978,236</b>	<b>20,198,860</b>	<b>(33,684)</b>	<b>20,165,176</b>	<b>642,621</b>	<b>20,807,797</b>	<b>3.19%</b>
Charges by/to Other Departments	2,347,739	2,352,312	102,861	2,455,173	66,108	2,521,281	2.69%
Intradepartmental Overheads	(382,010)	(236,160)	(141,505)	(377,665)	5,151	(372,514)	-1.36%
<b>Total Operating Expense</b>	<b>51,595,209</b>	<b>54,599,266</b>	<b>1,689,196</b>	<b>56,288,462</b>	<b>1,102,302</b>	<b>57,390,764</b>	<b>1.96%</b>
<b>Non Operating Expense</b>							
Amortization of Debt Expense	(720,200)	(700,000)	-	(700,000)	31,374	(668,626)	-4.48%
Debt Issuance Costs	64,000	200,000	250,000	450,000	(250,000)	200,000	-55.56%
Interest on Bonded Debt	3,355,467	4,000,000	-	4,000,000	-	4,000,000	0.00%
Interest on Loans	1,492,572	1,900,000	-	1,900,000	(300,000)	1,600,000	-15.79%
Interest During Construction (AFUDC)	(1,062,213)	(800,000)	(100,000)	(900,000)	-	(900,000)	0.00%
<b>Total Non Operating Expense</b>	<b>3,129,626</b>	<b>4,600,000</b>	<b>150,000</b>	<b>4,750,000</b>	<b>(518,626)</b>	<b>4,231,374</b>	<b>-10.92%</b>
<b>Total Expense</b>	<b>54,724,835</b>	<b>59,199,266</b>	<b>1,839,196</b>	<b>61,038,462</b>	<b>583,676</b>	<b>61,622,138</b>	<b>0.96%</b>
<b>Net Income (Loss)</b>	<b>8,455,380</b>	<b>4,912,716</b>	<b>870,872</b>	<b>5,783,588</b>	<b>1,238,324</b>	<b>7,021,912</b>	<b>21.41%</b>
<b>Appropriation:</b>							
<b>Total Expense</b>		<b>59,199,266</b>	<b>1,839,196</b>	<b>61,038,462</b>	<b>583,676</b>	<b>61,622,138</b>	<b>0.96%</b>
Less: Non Cash Items							
Depreciation/Amortization		13,164,282	-	13,164,282	358,100	13,522,382	2.72%
Amortization of Debt Expense		(700,000)	-	(700,000)	31,374	(668,626)	-4.48%
Interest During Construction (AFUDC)		(800,000)	(100,000)	(900,000)	-	(900,000)	0.00%
<b>Total Non-Cash</b>		<b>11,664,282</b>	<b>(100,000)</b>	<b>11,564,282</b>	<b>389,474</b>	<b>11,953,756</b>	<b>3.37%</b>
<b>Amount to be Appropriated (Function Cost/Cash Expense)</b>		<b>47,534,984</b>	<b>1,939,196</b>	<b>49,474,180</b>	<b>194,202</b>	<b>49,668,382</b>	<b>0.39%</b>

## Anchorage Wastewater Utility Reconciliation from 2022 Revised Budget to 2023 Proposed Budget

	Expenses	Positions		
		FT	PT	Temp/ Seas
<b>2022 Revised Budget (Appropriation)</b>	49,474,180	243	-	4
<b>Transfers by/to Other Departments</b>				
- Charges by Other Departments	66,108	-	-	-
- Municipal Utility Service Assessment (MUSA)	284,521	-	-	-
<b>2022 One-Time Requirements</b>				
- REVERSE Temporary Accounting Manager - Backfill for Retiree (5 months)	(34,150)	-	-	-
<b>Changes in Existing Programs/Funding for 2023</b>				
- Salaries and Benefits Adjustments	94,231	-	-	-
- Depreciation	358,100	-	-	-
- Non-Operating Expense - Debt Expense	(272,323)	-	-	-
- Non-Operating Expense - Amortization of Debt Expense	31,374	-	-	-
- Debt Issuance Costs	(250,000)	-	-	-
- Gasoline	61,920	-	-	-
- Diesel	90,343	-	-	-
- Fuel	8,600	-	-	-
- Engineering/Architectural Services	32,867	-	-	-
- Lab Supplies	9,025	-	-	-
- Tools	12,300	-	-	-
- Grounds Maintenance	12,945	-	-	-
- Contractual Services	22,000	-	-	-
<b>2023 Continuation Level</b>	<b>50,002,041</b>	<b>243</b>	<b>-</b>	<b>4</b>
<b>2023 Proposed Budget Changes</b>				
- Information Technology Services	21,700	-	-	-
- Information Technology Other Professional Services	25,350	-	-	-
- Computer Hardware Maintenance	8,765	-	-	-
<b>2023 Proposed Budget</b>	<b>50,057,856</b>	<b>243</b>	<b>-</b>	<b>4</b>
<b>2023 Budget Adjustment for Accounting Transactions (Appropriation)</b>				
- Depreciation and Amortization	(358,100)	-	-	-
- Amortization of Debt Expense	(31,374)	-	-	-
<b>2023 Proposed Budget (Appropriation)</b>	<b>49,668,382</b>	<b>243</b>	<b>-</b>	<b>4</b>

	2023 Proposed FTE		
Position count is for both Water and Wastewater utilities, FTE shows allocation of the positions to this utility.	<b>136.9</b>	<b>-</b>	<b>1.0</b>

## Anchorage Wastewater Utility Department 2023 Capital Improvement Budget

(\$ in thousands)

Projects	Debt	State Grants	Federal Grants	Equity	Total
Alaska Department of Transportation-MOA Emergency	-	-	-	1,000	1,000
Asplund Wastewater Treatment Facility National Pollution Discharge Elimination System Permit Renewal	-	-	-	2,000	2,000
D-2-4 Trunk Improvements	2,550	-	-	-	2,550
Facility Equipment	-	-	-	1,000	1,000
Facility Plant	-	-	-	1,000	1,000
Fats, Oils, Grease (FOG) Receiving Station	-	-	-	500	500
Girdwood Sewer Rehabilitation & Replacement	-	-	-	1,000	1,000
Girdwood Wastewater Treatment Facility Blower Upgrade	-	-	-	540	540
Girdwood Wastewater Treatment Facility Recycled Water System	-	-	-	200	200
Heavy Rolling Stock	-	-	-	750	750
Hydraulic Model Upgrades	-	-	-	50	50
Information Technology Administrative Systems SWR Pool	-	-	-	65	65
Information Technology Infrastructure	-	-	-	300	300
King Street Main Building Improvements	4,043	-	-	-	4,043
Miscellaneous Information Technology Systems	-	-	-	15	15
Pump Station 12 Force Main Interceptor C Gravity Junction Rehabilitation	-	-	-	400	400
Pump Station 2 Rehabilitation	350	-	-	380	730
Supervisory Control and Data Acquisition Equipment	-	-	-	300	300
Vehicles	-	-	-	500	500
<b>Total</b>	<b>6,943</b>	<b>-</b>	<b>-</b>	<b>10,000</b>	<b>16,943</b>

## Anchorage Wastewater Utility Department 2023 - 2028 Capital Improvement Program

(\$ in thousands)

Projects	Year	Debt	State Grants	Federal Grants	Equity	Total
ADOT-MOA Emergency						
Alaska Department of Transportation- MOA Emergency	2023	-	-	-	1,000	1,000
	2024	-	-	-	1,000	1,000
	2025	-	-	-	1,000	1,000
	2026	-	-	-	1,000	1,000
	2027	-	-	-	1,000	1,000
	2028	-	-	-	1,000	1,000
		-	-	-	6,000	6,000
Equipment						
Facility Equipment	2023	-	-	-	1,000	1,000
	2024	-	-	-	1,000	1,000
	2025	-	-	-	1,000	1,000
	2026	-	-	-	1,000	1,000
	2027	-	-	-	1,000	1,000
	2028	-	-	-	1,000	1,000
		-	-	-	6,000	6,000
Facility Plant	2023	-	-	-	1,000	1,000
	2024	-	-	-	1,000	1,000
	2025	-	-	-	1,000	1,000
	2026	-	-	-	1,000	1,000
	2027	-	-	-	1,000	1,000
	2028	-	-	-	1,000	1,000
		-	-	-	6,000	6,000
Global Positioning System Unit Upgrades	2027	-	-	-	25	25
Information Technology Infrastructure	2023	-	-	-	300	300
	2024	-	-	-	300	300
	2025	-	-	-	300	300
	2026	-	-	-	300	300
	2027	-	-	-	300	300
	2028	-	-	-	300	300
		-	-	-	1,800	1,800



## Anchorage Wastewater Utility Department 2023 - 2028 Capital Improvement Program

(\$ in thousands)

Projects	Year	Debt	State Grants	Federal Grants	Equity	Total
Supervisory Control and Data Acquisition Equipment	2023	-	-	-	300	300
	2024	-	-	-	300	300
	2025	-	-	-	300	300
	2026	-	-	-	300	300
	2027	-	-	-	300	300
	2028	-	-	-	300	300
			-	-	-	1,800
<b>Facilities</b>						
Girdwood Wastewater Treatment Facility Blower Upgrade	2023	-	-	-	540	540
King Street Campus Expansion	2026	-	-	-	2,700	2,700
King Street Main Building Improvements	2023	4,043	-	-	-	4,043
<b>Management Information Systems</b>						
Customer Information System Replacement	2024	-	-	-	500	500
	2025	-	-	-	1,500	1,500
			-	-	-	2,000
Depreciation Study	2028	-	-	-	50	50
Geographic Information System Application Development	2024	-	-	-	45	45
	2026	-	-	-	45	45
	2028	-	-	-	45	45
			-	-	-	135
Hydraulic Model Upgrades	2023	-	-	-	50	50
	2024	-	-	-	50	50
	2025	-	-	-	50	50
	2026	-	-	-	50	50
	2027	-	-	-	50	50
	2028	-	-	-	50	50
			-	-	-	300

## Anchorage Wastewater Utility Department 2023 - 2028 Capital Improvement Program

(\$ in thousands)

Projects	Year	Debt	State Grants	Federal Grants	Equity	Total
Information Technology Administrative Systems SWR Pool	2023	-	-	-	65	65
	2024	-	-	-	65	65
	2025	-	-	-	65	65
	2026	-	-	-	65	65
	2027	-	-	-	65	65
	2028	-	-	-	65	65
			-	-	-	390
Miscellaneous Information Technology Systems	2023	-	-	-	15	15
	2024	-	-	-	15	15
	2025	-	-	-	15	15
	2026	-	-	-	15	15
	2027	-	-	-	15	15
	2028	-	-	-	15	15
			-	-	-	90
<b>Plant</b>						
Asplund Wastewater Treatment Facility National Pollution Discharge Elimination System Permit Renewal	2023	-	-	-	2,000	2,000
Asplund Wastewater Treatment Facility Supervisory Control and Data Acquisition Gas Panel Replacement	2027	-	-	-	250	250
D-2-4 Trunk Improvements	2023	2,550	-	-	-	2,550
Eagle River Wastewater Treatment Heating, Ventilation, and Air Conditioning and Safety Improvement	2028	-	-	-	2,400	2,400
Eagle River Wastewater Treatment Facility Biological Process Improvements	2028	-	-	-	1,350	1,350
Eagle River Wastewater Treatment Facility Building, Site and Headworks Improvements	2028	-	-	-	760	760
Eagle River Wastewater Treatment Facility Control Panel Improvements	2028	-	-	-	1,130	1,130

## Anchorage Wastewater Utility Department 2023 - 2028 Capital Improvement Program

(\$ in thousands)

Projects	Year	Debt	State Grants	Federal Grants	Equity	Total
Eagle River Wastewater Treatment Facility Motor Control Center, Electrical Panel, and Lighting Impro	2028	-	-	-	1,510	1,510
Eagle River Wastewater Treatment Facility Tertiary Filter Improvements	2028	2,730	-	-	-	2,730
Fats, Oils, Grease (FOG) Receiving Station	2023	-	-	-	500	500
	2028	2,000	-	-	-	2,000
		2,000	-	-	500	2,500
Girdwood Sewer Rehabilitation & Replacement	2023	-	-	-	1,000	1,000
	2024	-	-	-	1,000	1,000
	2025	-	-	-	1,000	1,000
	2026	-	-	-	1,000	1,000
	2027	-	-	-	1,000	1,000
	2028	-	-	-	1,000	1,000
		-	-	-	6,000	6,000
Girdwood Wastewater Treatment Facility Recycled Water System	2023	-	-	-	200	200
King Street Combined Heat and Power Conversion	2028	435	-	-	65	500
King Street Grit Facility Upgrades	2028	-	-	-	500	500
Large Diameter Sewer Manholes	2024	735	-	-	1,465	2,200
Plant Oversize & Betterments	2024	-	-	-	10	10
	2026	-	-	-	10	10
	2028	-	-	-	10	10
		-	-	-	30	30
Pump Station 12 Force Main Interceptor C Gravity Junction Rehabilitation	2023	-	-	-	400	400
Pump Station 2 Rehabilitation	2023	350	-	-	380	730
Pump Station 55 Upgrade	2028	-	-	-	500	500

## Anchorage Wastewater Utility Department 2023 - 2028 Capital Improvement Program

(\$ in thousands)

Projects	Year	Debt	State Grants	Federal Grants	Equity	Total
Pump Station 71 Upgrades	2028	-	-	-	700	700
Vehicles/Fleet						
Heavy Rolling Stock	2023	-	-	-	750	750
	2024	-	-	-	750	750
	2025	-	-	-	750	750
	2026	-	-	-	750	750
	2027	-	-	-	750	750
	2028	-	-	-	750	750
		-	-	-	4,500	4,500
Vehicles						
	2023	-	-	-	500	500
	2024	-	-	-	500	500
	2025	-	-	-	500	500
	2026	-	-	-	500	500
	2027	-	-	-	500	500
	2028	-	-	-	500	500
		-	-	-	3,000	3,000
<b>Total</b>		<b>12,843</b>	<b>-</b>	<b>-</b>	<b>55,470</b>	<b>68,313</b>

**Alaska Department of Transportation-MOA Emergency**

**Project ID** ASU2021012 **Department** Anchorage Wastewater Utility  
**Project Type** Replacement **Start Date** January 2020  
**District** **End Date** December 2029

**Community Council**

**Description**

Provides funding for AWWU projects of an emergency nature or done in conjunction with road agencies. These projects are developed as needed for emergency repairs to the collection system and/or through coordination with the State of Alaska Department of Transportation & Public Facilities, Municipality of Anchorage Project Management & Engineering as well as other local/state agencies.

**Comments**

Annual Funding Pool

---

**Version** 2023 Proposed

		2023	2024	2025	2026	2027	2028	Total
<b>Revenue Sources</b>	<b>Fund</b>							
Net Position	550200 - Sewer Utility CIP	1,000	1,000	1,000	1,000	1,000	1,000	6,000
<b>Total (in thousands)</b>		<b>1,000</b>	<b>1,000</b>	<b>1,000</b>	<b>1,000</b>	<b>1,000</b>	<b>1,000</b>	<b>6,000</b>

**Asplund Wastewater Treatment Facility National Pollution Discharge Elimination System  
Permit Renewal**

**Project ID** ASU2021014 **Department** Anchorage Wastewater Utility  
**Project Type** New **Start Date** January 2022  
**District** **End Date** December 2027

**Community Council**

**Description**

Renew the National Pollutant Discharge Elimination System (NPDES) permit under Section 301(h) of the Clean Water Act for the John M. Asplund Water Pollution Control Facility (AWPCF), also known as the Asplund Wastewater Treatment Facility (AWWTF). This effort requires the coordination of municipal staff, legal experts, technical assistance from specialists in chemistry, marine biology, sedimentology, toxicology, estuarine hydrodynamics, and others.

**Comments**

Project is in design phase

---

**Version** 2023 Proposed

		2023	2024	2025	2026	2027	2028	Total
<b>Revenue Sources</b>	<b>Fund</b>							
Net Position	550200 - Sewer Utility CIP	2,000	-	-	-	-	-	2,000
<b>Total (in thousands)</b>		<b>2,000</b>	<b>-</b>	<b>-</b>	<b>-</b>	<b>-</b>	<b>-</b>	<b>2,000</b>

**Asplund Wastewater Treatment Facility Supervisory Control and Data Acquisition Gas Panel Replacement**

**Project ID** ASU2022001 **Department** Anchorage Wastewater Utility  
**Project Type** Replacement **Start Date** January 2027  
**District** **End Date** December 2027

**Community Council**

**Description**

Purchase a new engineered, Underwriters' Laboratories (UL) listed gas control panel installed and integrated into the Supervisory Control and Data Acquisition system at Asplund Wastewater Treatment Facility.

**Comments**

New Project

---

**Version** 2023 Proposed

		2023	2024	2025	2026	2027	2028	Total
<b>Revenue Sources</b>	<b>Fund</b>							
Net Position	550200 - Sewer Utility CIP	-	-	-	-	250	-	250
<b>Total (in thousands)</b>		-	-	-	-	<b>250</b>	-	<b>250</b>

**Customer Information System Replacement**

**Project ID** ASU2021018 **Department** Anchorage Wastewater Utility  
**Project Type** Replacement **Start Date** January 2024  
**District** **End Date** December 2025

**Community Council**

**Description**

Replace the Customer Information System Banner software. The replacement will happen through a competitive procurement process and implementation effort. The new system will be selected and implemented with utility-wide cross-functional participation in order to meet the utility's needs and requirements, to include interfacing with other systems.

**Comments**

New project - has a related Water Utility project

---

**Version** 2023 Proposed

		2023	2024	2025	2026	2027	2028	Total
<b>Revenue Sources</b>	<b>Fund</b>							
Net Position	550200 - Sewer Utility CIP	-	500	1,500	-	-	-	2,000
<b>Total (in thousands)</b>		-	500	1,500	-	-	-	2,000



**D-2-4 Trunk Improvements**

**Project ID** ASU2016009 **Department** Anchorage Wastewater Utility  
**Project Type** Improvement **Start Date** April 2017  
**District** **End Date** December 2024

**Community Council**

**Description**

This project will be a combination of replacing assets, relocating assets, abandoning assets, and lining assets to reduce accelerated line cleaning, improve access for line cleaning, and increase sewer pipe offset distance from vertical structures. The scope will include constructing 2,200 linear feet of sewer pipe, eleven (11) sewer manholes, and 1,500 liner feet of access road.

**Comments**

Project is in design phase

---

**Version** 2023 Proposed

		2023	2024	2025	2026	2027	2028	Total
<b>Revenue Sources</b>	<b>Fund</b>							
Bond Sale Proceeds	550200 - Sewer Utility CIP	2,550	-	-	-	-	-	2,550
<b>Total (in thousands)</b>		<b>2,550</b>	<b>-</b>	<b>-</b>	<b>-</b>	<b>-</b>	<b>-</b>	<b>2,550</b>

**Depreciation Study**

**Project ID** ASU2016004 **Department** Anchorage Wastewater Utility  
**Project Type** New **Start Date** January 2028  
**District** **End Date** December 2028

**Community Council**

**Description**

Conduct a depreciation study of Sewer Utility assets for use in rate making and other Regulatory needs.

**Comments**

New project - has related Water Utility project

---

**Version** 2023 Proposed

		2023	2024	2025	2026	2027	2028	Total
<b>Revenue Sources</b>	<b>Fund</b>							
Net Position	550200 - Sewer Utility CIP	-	-	-	-	-	50	50
<b>Total (in thousands)</b>		-	-	-	-	-	<b>50</b>	<b>50</b>

**Eagle River Wastewater Treatment Heating, Ventilation, and Air Conditioning and Safety Improvement**

<b>Project ID</b>	ASU2022005	<b>Department</b>	Anchorage Wastewater Utility
<b>Project Type</b>	Improvement	<b>Start Date</b>	January 2028
<b>District</b>		<b>End Date</b>	December 2028

**Community Council**

**Description**

Install fiberglass infill panels to reduce openings between rails to less than 4-inch on-center wherever public access is expected in the Eagle River Wastewater Treatment Facility. Install additional emergency lights and illuminated exit signs in Building 2, additional lighting and new illuminated exit signs. Upgrade PA system components to restore full functionality of the PA system. Replace the heating, ventilation, and air-conditioning (HVAC) systems in Building 1 including in the admin area, garage/shop areas and process areas. Replace unit heaters in the process area and relocate for better access for maintenance. Replace the HVAC systems in Building 2 including the unit heaters, makeup air units, fans and dampers. Reconfigure the boiler vent piping to prevent frosting of the air intakes in Building 4.

**Comments**

New project

---

**Version** 2023 Proposed

		2023	2024	2025	2026	2027	2028	Total
<b>Revenue Sources</b>	<b>Fund</b>							
Net Position	550200 - Sewer Utility CIP	-	-	-	-	-	2,400	2,400
<b>Total (in thousands)</b>		-	-	-	-	-	<b>2,400</b>	<b>2,400</b>

**Eagle River Wastewater Treatment Facility Biological Process Improvements**

**Project ID** ASU2022015 **Department** Anchorage Wastewater Utility  
**Project Type** Improvement **Start Date** January 2028  
**District** **End Date** December 2028

**Community Council**

**Description**

Install wye cleanouts, and/or manholes on the existing 48-inch primary effluent pipeline at Eagle River Wastewater Treatment Facility that will enable access to the pipeline interior by the sewer crews and their jetting equipment. Periodic cleaning would help assess whether the 48-inch primary effluent line is a contributing factor for excessive filamentous growth. Rehabilitate the gravity thickener, procure spare primary thickened sludge pump components, and replace the panel equipment serving the existing gravity belt thickeners.

**Comments**

New project

---

**Version** 2023 Proposed

		2023	2024	2025	2026	2027	2028	Total
<b>Revenue Sources</b>	<b>Fund</b>							
Net Position	550200 - Sewer Utility CIP	-	-	-	-	-	1,350	1,350
<b>Total (in thousands)</b>		-	-	-	-	-	<b>1,350</b>	<b>1,350</b>

**Eagle River Wastewater Treatment Facility Building, Site and Headworks Improvements**

**Project ID** ASU2022006 **Department** Anchorage Wastewater Utility  
**Project Type** Improvement **Start Date** January 2028  
**District** **End Date** December 2028

**Community Council**

**Description**

Install channel inserts or use pressurized water to aid in grit removal from the influent channel in Building 4 of the Eagle River Wastewater Treatment Facility. Reduce the noise produced by the standby generator by installing acoustic panels or similar materials on the walls of the generator room and improve the seals on the existing doors. Install customized and prefabricated fiberglass enclosures around odor control fans in Building 1 and Building 4 to retain maintenance access to the fan equipment while significantly reducing the noise. Replace doors, frames, and hardware in Building 2 and add area heater to seasonally direct heated air at interior of double doors to prevent frost formation and maintain door operability. New door equipment and hardware should be selected for corrosion resistance. Replace the vertical ladder access to the mezzanine in the mechanical room with a ships stair to provide safer access to air handler units. Remove the curb and gutter in front of Building 2 and replace with small drainage ditch/channel to improve drainage away from building, repair existing storm water culverts, and address the drainage on the west side of Building 1.

**Comments**

New project

**Version** 2023 Proposed

		2023	2024	2025	2026	2027	2028	Total
<b>Revenue Sources</b>	<b>Fund</b>							
Net Position	550200 - Sewer Utility CIP	-	-	-	-	-	760	760
<b>Total (in thousands)</b>		-	-	-	-	-	<b>760</b>	<b>760</b>

**Eagle River Wastewater Treatment Facility Control Panel Improvements**

**Project ID** ASU20220013 **Department** Anchorage Wastewater Utility  
**Project Type** Improvement **Start Date** January 2028  
**District** **End Date** December 2028

**Community Council**

**Description**

Replace the existing panel equipment with new panels in the gravity belt thickener area and the polymer area below, Building 1 electrical room, and Building 2 electrical room at Eagle River Wastewater Treatment Facility. Replace all of the existing control panels for the primary clarifier equipment with panels which are properly suited for the humid and corrosive environment.

**Comments**

New project

---

**Version** 2023 Proposed

		2023	2024	2025	2026	2027	2028	Total
<b>Revenue Sources</b>	<b>Fund</b>							
Net Position	550200 - Sewer Utility CIP	-	-	-	-	-	1,130	1,130
<b>Total (in thousands)</b>		-	-	-	-	-	<b>1,130</b>	<b>1,130</b>

**Eagle River Wastewater Treatment Facility Motor Control Center, Electrical Panel, and  
Lighting Impro**

<b>Project ID</b>	ASU2022004	<b>Department</b>	Anchorage Wastewater Utility
<b>Project Type</b>	Improvement	<b>Start Date</b>	January 2028
<b>District</b>		<b>End Date</b>	December 2028

**Community  
Council**

**Description**

Replace Square D Motor Control Centers (MCC) with Allen-Bradley Motor Control Centers at Eagle River Wastewater Treatment Facility. Replace all branch panels and relocate transformers feeding the three panels in the garage/shop to allow code-compliant clear working space in front of the panels. Replace MCC-1 and MCC-1X in Building 1, and MCC-2X in Building 2. Replace the branch panel equipment in Buildings 1 and 2 and add a third branch panel to Building 2 to allow for future expansion. Install additional emergency lights and illuminated exit signs in Building 2, to meet the minimum lighting level requirements along paths of egress. Replace all existing fluorescent and metal halide fixtures with new LED fixtures which will improve lighting levels and the overall quality of light, as well as provide substantial energy savings.

**Comments**

New project

**Version** 2023 Proposed

		2023	2024	2025	2026	2027	2028	Total
<b>Revenue Sources</b>	<b>Fund</b>							
Net Position	550200 - Sewer Utility CIP	-	-	-	-	-	1,510	1,510
<b>Total (in thousands)</b>		-	-	-	-	-	<b>1,510</b>	<b>1,510</b>

**Eagle River Wastewater Treatment Facility Tertiary Filter Improvements**

**Project ID** ASU2022007 **Department** Anchorage Wastewater Utility  
**Project Type** Improvement **Start Date** January 2028  
**District** **End Date** December 2028

**Community Council**

**Description**

Replace sand filter at Eagle River Wastewater Treatment Facility with compressible media filters, disk filters or pile cloth filters. These options fit in a smaller footprint which allows for greater hydraulic capacity, process redundancy, and will reduce or eliminate the need to bypass the tertiary filter for caustic cleaning. Cloth pile filter media could be replaced by AWWU personnel when needed.

**Comments**

New project

**Version** 2023 Proposed

		2023	2024	2025	2026	2027	2028	Total
<b>Revenue Sources</b>	<b>Fund</b>							
Bond Sale Proceeds	550200 - Sewer Utility CIP	-	-	-	-	-	2,730	2,730
<b>Total (in thousands)</b>		-	-	-	-	-	<b>2,730</b>	<b>2,730</b>



**Facility Equipment**

**Project ID** ASU2021007 **Department** Anchorage Wastewater Utility  
**Project Type** Replacement **Start Date** January 2022  
**District** **End Date** December 2029

**Community Council**

**Description**

This pool will provide for the purchase of new equipment for the replacement of worn equipment within the sewer collection system. Examples of such equipment include pumps, electric motors, instruments, air conditioning equipment, electrical switch gear, etc.

**Comments**

Annual Funding Pool

---

**Version** 2023 Proposed

		2023	2024	2025	2026	2027	2028	Total
<b>Revenue Sources</b>	<b>Fund</b>							
Net Position	550200 - Sewer Utility CIP	1,000	1,000	1,000	1,000	1,000	1,000	6,000
<b>Total (in thousands)</b>		<b>1,000</b>	<b>1,000</b>	<b>1,000</b>	<b>1,000</b>	<b>1,000</b>	<b>1,000</b>	<b>6,000</b>

**Facility Plant**

**Project ID** ASU2021011 **Department** Anchorage Wastewater Utility  
**Project Type** Replacement **Start Date** January 2022  
**District** **End Date** December 2029

**Community Council**

**Description**

This pool will provide for the purchase of new equipment for the replacement of worn equipment in the sewer treatment system. Examples of such equipment include pumps, electric motors, instruments, air conditioning equipment, electrical switch gear, etc.

**Comments**

Annual Funding Pool

---

**Version** 2023 Proposed

		2023	2024	2025	2026	2027	2028	Total
<b>Revenue Sources</b>	<b>Fund</b>							
Net Position	550200 - Sewer Utility CIP	1,000	1,000	1,000	1,000	1,000	1,000	6,000
<b>Total (in thousands)</b>		<b>1,000</b>	<b>1,000</b>	<b>1,000</b>	<b>1,000</b>	<b>1,000</b>	<b>1,000</b>	<b>6,000</b>

---

**Fats, Oils, Grease (FOG) Receiving Station**

<b>Project ID</b>	ASU2022014	<b>Department</b>	Anchorage Wastewater Utility
<b>Project Type</b>	New	<b>Start Date</b>	January 2023
<b>District</b>		<b>End Date</b>	December 2029

**Community Council**

**Description**

This alternative would construct a fats, oil, and grease (FOG) receiving station that would accept all types of hauled waste including the most damaging types of FOG wastes from commercial and industrial customers.

**Comments**

New project

**Version** 2023 Proposed

		2023	2024	2025	2026	2027	2028	Total
<b>Revenue Sources</b>	<b>Fund</b>							
Bond Sale Proceeds	550200 - Sewer Utility CIP	-	-	-	-	-	2,000	2,000
Net Position	550200 - Sewer Utility CIP	500	-	-	-	-	-	500
<b>Total (in thousands)</b>		<b>500</b>	<b>-</b>	<b>-</b>	<b>-</b>	<b>-</b>	<b>2,000</b>	<b>2,500</b>

**Geographic Information System Application Development**

**Project ID** ASU2021002 **Department** Anchorage Wastewater Utility  
**Project Type** IT **Start Date** January 2024  
**District** **End Date** December 2024

**Community Council**

**Description**

Geographic information systems (GIS) work to perform work associated with development of applications for essential business functions on an annual basis. The Utility relies heavily on GIS and mapping based on self-service to meet business needs.

**Comments**

Annual Funding Pool - has a related Water Utility project

---

**Version** 2023 Proposed

		2023	2024	2025	2026	2027	2028	Total
<b>Revenue Sources</b>	<b>Fund</b>							
Net Position	550200 - Sewer Utility CIP	-	45	-	45	-	45	135
<b>Total (in thousands)</b>		-	<b>45</b>	-	<b>45</b>	-	<b>45</b>	<b>135</b>

Girdwood Sewer Rehabilitation & Replacement

<b>Project ID</b>	ASU2020003	<b>Department</b>	Anchorage Wastewater Utility
<b>Project Type</b>	Rehabilitation	<b>Start Date</b>	January 2023
<b>District</b>		<b>End Date</b>	December 2029

**Community Council**

**Description**

This project programs annual funding for collection system improvements based on the priorities set forth by the prececedant Girdwood groundwater inflow and infiltration study. Groundwater inflow and infiltration into the Girdwood collection system burdens the treatment processes at the Girdwood Wastewater Treatment Facility.

**Comments**

New project

---

**Version** 2023 Proposed

		2023	2024	2025	2026	2027	2028	Total
<b>Revenue Sources</b>	<b>Fund</b>							
Net Position	550200 - Sewer Utility CIP	1,000	1,000	1,000	1,000	1,000	1,000	6,000
<b>Total (in thousands)</b>		<b>1,000</b>	<b>1,000</b>	<b>1,000</b>	<b>1,000</b>	<b>1,000</b>	<b>1,000</b>	<b>6,000</b>

**Girdwood Wastewater Treatment Facility Blower Upgrade**

<b>Project ID</b>	ASU2021015	<b>Department</b>	Anchorage Wastewater Utility
<b>Project Type</b>	Upgrade	<b>Start Date</b>	January 2018
<b>District</b>		<b>End Date</b>	March 2025

**Community Council**

**Description**

Install an alternative configuration of the existing aeration and a new blower system to achieve operational cost savings and increase reliability at the Girdwood Wastewater Treatment Facility.

**Comments**

Project is in design phase

---

**Version** 2023 Proposed

		2023	2024	2025	2026	2027	2028	Total
<b>Revenue Sources</b>	<b>Fund</b>							
Net Position	550200 - Sewer Utility CIP	540	-	-	-	-	-	540
<b>Total (in thousands)</b>		<b>540</b>	<b>-</b>	<b>-</b>	<b>-</b>	<b>-</b>	<b>-</b>	<b>540</b>

**Girdwood Wastewater Treatment Facility Recycled Water System**

**Project ID** ASU2022003 **Department** Anchorage Wastewater Utility  
**Project Type** Improvement **Start Date** January 2025  
**District** **End Date** December 2025

**Community Council**

**Description**

Install a new variable frequency drive controlled pump to supply treated effluent to various identified process locations to offset the supply of non-potable well water and reduce effluent flows at the Girdwood Wastewater Treatment Facility.

**Comments**

New project

**Version** 2023 Proposed

		2023	2024	2025	2026	2027	2028	Total
<b>Revenue Sources</b>	<b>Fund</b>							
Net Position	550200 - Sewer Utility CIP	200	-	-	-	-	-	200
<b>Total (in thousands)</b>		<b>200</b>	<b>-</b>	<b>-</b>	<b>-</b>	<b>-</b>	<b>-</b>	<b>200</b>

**Global Positioning System Unit Upgrades**

**Project ID** ASU2022016 **Department** Anchorage Wastewater Utility  
**Project Type** Upgrade **Start Date** January 2027  
**District** **End Date** December 2027

**Community Council**

**Description**

Purchase a minimum of two (2) high resolution global positioning system (GPS) units for use in downtown Anchorage and Girdwood.

**Comments**

New project - has a related Water Utility project

**Version** 2023 Proposed

		2023	2024	2025	2026	2027	2028	Total
<b>Revenue Sources</b>	<b>Fund</b>							
Net Position	550200 - Sewer Utility CIP	-	-	-	-	25	-	25
<b>Total (in thousands)</b>		-	-	-	-	25	-	25



**Heavy Rolling Stock**

**Project ID** ASU2021009 **Department** Anchorage Wastewater Utility  
**Project Type** Replacement **Start Date** January 2023  
**District** **End Date** December 2029

**Community Council**

**Description**

For the acquisitions, rehabilitation, or replacement of heavy rolling stock vehicles. Includes vactors, loaders, etc.

**Comments**

Annual Funding Pool

**Version** 2023 Proposed

		2023	2024	2025	2026	2027	2028	Total
<b>Revenue Sources</b>	<b>Fund</b>							
Net Position	550200 - Sewer Utility CIP	750	750	750	750	750	750	4,500
<b>Total (in thousands)</b>		<b>750</b>	<b>750</b>	<b>750</b>	<b>750</b>	<b>750</b>	<b>750</b>	<b>4,500</b>

**Hydraulic Model Upgrades**

**Project ID** ASU2021005 **Department** Anchorage Wastewater Utility  
**Project Type** IT **Start Date** January 2022  
**District** **End Date** December 2029

**Community Council****Description**

Development of upgrades to the sewer hydraulic model for essential business functions on annual basis. AWWU relies heavily on hydraulic models to meet business needs.

**Comments**

Annual Funding Pool - has a related Water Utility project

---

**Version** 2023 Proposed

		2023	2024	2025	2026	2027	2028	Total
<b>Revenue Sources</b>	<b>Fund</b>							
Net Position	550200 - Sewer Utility CIP	50	50	50	50	50	50	300
<b>Total (in thousands)</b>		<b>50</b>	<b>50</b>	<b>50</b>	<b>50</b>	<b>50</b>	<b>50</b>	<b>300</b>

**Information Technology Administrative Systems SWR Pool**

**Project ID** ASU2021001 **Department** Anchorage Wastewater Utility  
**Project Type** IT **Start Date** January 2022  
**District** **End Date** December 2029

**Community Council**

**Description**

Installation, acquisition, and upgrade of Information Technology (IT) systems related to the Customer Service IT Master Plan System Category. Systems include Banner CIS, Neptune Meter Reading, Cash Register, Bill Payment and Presentment, Infor Permitting, Backflow, Teldig, and Outage Notification.

**Comments**

Annual Funding Pool - has a related Water Utility project

---

**Version** 2023 Proposed

		2023	2024	2025	2026	2027	2028	Total
<b>Revenue Sources</b>	<b>Fund</b>							
Net Position	550200 - Sewer Utility CIP	65	65	65	65	65	65	390
<b>Total (in thousands)</b>		<b>65</b>	<b>65</b>	<b>65</b>	<b>65</b>	<b>65</b>	<b>65</b>	<b>390</b>

**Information Technology Infrastructure**

**Project ID** ASU2021003 **Department** Anchorage Wastewater Utility  
**Project Type** IT **Start Date** January 2022  
**District** **End Date** December 2029

**Community Council****Description**

Installation, upgrade and replacement of Information Technology (IT) infrastructure including servers, network, storage, and security.

**Comments**

Annual Funding Pool - has a related Water Utility project

---

**Version** 2023 Proposed

		2023	2024	2025	2026	2027	2028	Total
<b>Revenue Sources</b>	<b>Fund</b>							
Net Position	550200 - Sewer Utility CIP	300	300	300	300	300	300	1,800
<b>Total (in thousands)</b>		<b>300</b>	<b>300</b>	<b>300</b>	<b>300</b>	<b>300</b>	<b>300</b>	<b>1,800</b>

**King Street Campus Expansion**

**Project ID** ASU2018008 **Department** Anchorage Wastewater Utility  
**Project Type** Extension **Start Date** August 2018  
**District** **End Date** September 2028

**Community Council**

**Description**

The Operations and Maintenance Facility at King Street is in need of additional land for operations including but not limited to material storage and soil disposal for planned and emergency response events.

**Comments**

Project is in design phase

---

**Version** 2023 Proposed

		2023	2024	2025	2026	2027	2028	Total
<b>Revenue Sources</b>	<b>Fund</b>							
Net Position	550200 - Sewer Utility CIP	-	-	-	2,700	-	-	2,700
<b>Total (in thousands)</b>		-	-	-	<b>2,700</b>	-	-	<b>2,700</b>

**King Street Combined Heat and Power Conversion**

<b>Project ID</b>	ASU2018007	<b>Department</b>	Anchorage Wastewater Utility
<b>Project Type</b>	Improvement	<b>Start Date</b>	January 2028
<b>District</b>		<b>End Date</b>	December 2028

**Community Council**

**Description**

Purchase and install combined heat and power system at King Street Operations and Maintenance Facility, which will provide 100% of electricity and 85% of heating needs while simultaneously reducing carbon emissions.

**Comments**

New project

---

**Version** 2023 Proposed

		2023	2024	2025	2026	2027	2028	Total
<b>Revenue Sources</b>	<b>Fund</b>							
Bond Sale Proceeds	550200 - Sewer Utility CIP	-	-	-	-	-	435	435
Net Position	550200 - Sewer Utility CIP	-	-	-	-	-	65	65
<b>Total (in thousands)</b>		-	-	-	-	-	<b>500</b>	<b>500</b>

**King Street Grit Facility Upgrades**

**Project ID** ASU2022002 **Department** Anchorage Wastewater Utility  
**Project Type** Upgrade **Start Date** January 2028  
**District** **End Date** December 2028

**Community Council**

**Comments**

Upgrades to the existing grit facility at King Street to be capable to accept the actual material that is disposed of at the Grit Facility.

**Legislative Scope**

New project

---

**Version** 2023 Proposed

		2023	2024	2025	2026	2027	2028	Total
<b>Revenue Sources</b>	<b>Fund</b>							
Net Position	550200 - Sewer Utility CIP	-	-	-	-	-	500	500
<b>Total (in thousands)</b>		-	-	-	-	-	<b>500</b>	<b>500</b>

**King Street Main Building Improvements**

**Project ID** ASU2018001 **Department** Anchorage Wastewater Utility  
**Project Type** Improvement **Start Date** January 2014  
**District** **End Date** March 2028

**Community Council****Description**

The project shall complete upgrades to resolve issues to the existing building which is failing, including life support systems, structure, and other code violations. The associated site is also failing, including the paved areas, and site drainage.

**Comments**

Project is in design phase

---

**Version** 2023 Proposed

		2023	2024	2025	2026	2027	2028	Total
<b>Revenue Sources</b>	<b>Fund</b>							
Bond Sale Proceeds	550200 - Sewer Utility CIP	4,043	-	-	-	-	-	4,043
<b>Total (in thousands)</b>		<b>4,043</b>	<b>-</b>	<b>-</b>	<b>-</b>	<b>-</b>	<b>-</b>	<b>4,043</b>



**Large Diameter Sewer Manholes**

**Project ID** ASU2017001 **Department** Anchorage Wastewater Utility  
**Project Type** Improvement **Start Date** February 2018  
**District** **End Date** December 2024

**Community Council**

**Description**

Strategically install new manholes on large diameter sewer mains to allow access for cleaning equipment.

**Comments**

Project is in construction phase

---

**Version** 2023 Proposed

		2023	2024	2025	2026	2027	2028	Total
<b>Revenue Sources</b>	<b>Fund</b>							
Bond Sale Proceeds	550200 - Sewer Utility CIP	-	735	-	-	-	-	735
Net Position	550200 - Sewer Utility CIP	-	1,465	-	-	-	-	1,465
<b>Total (in thousands)</b>		-	<b>2,200</b>	-	-	-	-	<b>2,200</b>

**Miscellaneous Information Technology Systems**

**Project ID** ASU2021004 **Department** Anchorage Wastewater Utility  
**Project Type** IT **Start Date** January 2022  
**District** **End Date** December 2029

**Community Council**

**Description**

Installation, acquisition, and upgrade of Information Technology (IT) systems related to the Work Management System Category. Systems include Maximo, Fuel Management, and DataSplice.

**Comments**

Annual Funding Pool - has a related Water Utility project

---

**Version** 2023 Proposed

		2023	2024	2025	2026	2027	2028	Total
<b>Revenue Sources</b>	<b>Fund</b>							
Net Position	550200 - Sewer Utility CIP	15	15	15	15	15	15	90
<b>Total (in thousands)</b>		<b>15</b>	<b>15</b>	<b>15</b>	<b>15</b>	<b>15</b>	<b>15</b>	<b>90</b>

**Plant Oversize & Betterments**

**Project ID** ASU2021013 **Department** Anchorage Wastewater Utility  
**Project Type** Improvement **Start Date** January 2022  
**District** **End Date** December 2029

**Community Council****Description**

This funding is required to compensate private developers for AWWU requested betterments to AWWU's existing infrastructure or for AWWU requested oversizing of mains installed by the developers.

**Comments**

Annual Funding Pool

---

**Version** 2023 Proposed

		2023	2024	2025	2026	2027	2028	Total
<b>Revenue Sources</b>	<b>Fund</b>							
Net Position	550200 - Sewer Utility CIP	-	10	-	10	-	10	30
<b>Total (in thousands)</b>		<b>-</b>	<b>10</b>	<b>-</b>	<b>10</b>	<b>-</b>	<b>10</b>	<b>30</b>

**Pump Station 12 Force Main Interceptor C Gravity Junction Rehabilitation**

**Project ID** ASU2016010 **Department** Anchorage Wastewater Utility  
**Project Type** Rehabilitation **Start Date** June 2016  
**District** **End Date** October 2024

**Community Council**

**Description**

Rehabilitate the sewer force main-gravity junction of Interceptor C at the Pump Station 12 force main discharge. Perform condition assessment of both force mains, evaluate both pumps, evaluate valves, and evaluate electrical system.

**Comments**

Project is in design phase

---

**Version** 2023 Proposed

		2023	2024	2025	2026	2027	2028	Total
<b>Revenue Sources</b>	<b>Fund</b>							
Net Position	550200 - Sewer Utility CIP	400	-	-	-	-	-	400
<b>Total (in thousands)</b>		<b>400</b>	<b>-</b>	<b>-</b>	<b>-</b>	<b>-</b>	<b>-</b>	<b>400</b>

**Pump Station 2 Rehabilitation**

**Project ID** ASU2018009 **Department** Anchorage Wastewater Utility  
**Project Type** Rehabilitation **Start Date** January 2019  
**District** **End Date** November 2026

**Community Council**

**Description**

Perform rehabilitation to components of Pump Station 2 at the end of their service life, including pumps, mechanical piping, valves, electrical equipment, generator, and associated appurtenances such as supervisory control and data acquisition (SCADA) and security upgrades.

**Comments**

Project is in design phase

---

**Version** 2023 Proposed

		2023	2024	2025	2026	2027	2028	Total
<b>Revenue Sources</b>	<b>Fund</b>							
Bond Sale Proceeds	550200 - Sewer Utility CIP	350	-	-	-	-	-	350
Net Position	550200 - Sewer Utility CIP	380	-	-	-	-	-	380
<b>Total (in thousands)</b>		<b>730</b>	<b>-</b>	<b>-</b>	<b>-</b>	<b>-</b>	<b>-</b>	<b>730</b>

**Pump Station 55 Upgrade**

**Project ID** ASU2019006 **Department** Anchorage Wastewater Utility  
**Project Type** Improvement **Start Date** January 2028  
**District** **End Date** December 2028

**Community Council**

**Description**

The project will evaluate alternatives as to the disposition of Pump Station 55 and institute the chosen alternative. Currently, the wet well components and pumps are near failure and will require replacement upon failure.

**Comments**

New project

---

**Version** 2023 Proposed

		2023	2024	2025	2026	2027	2028	Total
<b>Revenue Sources</b>	<b>Fund</b>							
Net Position	550200 - Sewer Utility CIP	-	-	-	-	-	500	500
<b>Total (in thousands)</b>		-	-	-	-	-	<b>500</b>	<b>500</b>

**Pump Station 71 Upgrades**

**Project ID** ASU2016011 **Department** Anchorage Wastewater Utility  
**Project Type** Upgrade **Start Date** January 2028  
**District** **End Date** December 2028

**Community Council**

**Description**

Upgrade Pump Station 71 to current standards. Rehabilitate and/or replace pumps, install safety operational provisions, improve site drainage, rehabilitate or replace wet well and piping, install communication upgrades, upgrade back up power options. Coordinate with I&I projects to correct deficiencies in the sewer collection sewer system.

**Comments**

New project

**Version** 2023 Proposed

		2023	2024	2025	2026	2027	2028	Total
<b>Revenue Sources</b>	<b>Fund</b>							
Net Position	550200 - Sewer Utility CIP	-	-	-	-	-	700	700
<b>Total (in thousands)</b>		-	-	-	-	-	<b>700</b>	<b>700</b>

**Supervisory Control and Data Acquisition Equipment**

**Project ID** ASU2021008 **Department** Anchorage Wastewater Utility  
**Project Type** Upgrade **Start Date** January 2022  
**District** **End Date** December 2029

**Community Council**

**Description**

Equipment upgrades and/or additions as services are added and technology ages. These may include, but are not limited to, upgrades to logic controllers, software replacement, and intelligence upgrades.

**Comments**

Annual Funding Pool - has related Water Utility project

---

**Version** 2023 Proposed

		2023	2024	2025	2026	2027	2028	Total
<b>Revenue Sources</b>	<b>Fund</b>							
Net Position	550200 - Sewer Utility CIP	300	300	300	300	300	300	1,800
<b>Total (in thousands)</b>		<b>300</b>	<b>300</b>	<b>300</b>	<b>300</b>	<b>300</b>	<b>300</b>	<b>1,800</b>



**Vehicles**

**Project ID** ASU2021010 **Department** Anchorage Wastewater Utility  
**Project Type** Replacement **Start Date** January 2021  
**District** **End Date** December 2029

**Community Council**

**Description**

Provides funding for major rehabilitation or replacement of AWWU fleet vehicles at the end of their useful life.

**Comments**

Annual Funding Pool - has a related Water Utility project

---

**Version** 2023 Proposed

		2023	2024	2025	2026	2027	2028	Total
<b>Revenue Sources</b>	<b>Fund</b>							
Net Position	550200 - Sewer Utility CIP	500	500	500	500	500	500	3,000
<b>Total (in thousands)</b>		<b>500</b>	<b>500</b>	<b>500</b>	<b>500</b>	<b>500</b>	<b>500</b>	<b>3,000</b>