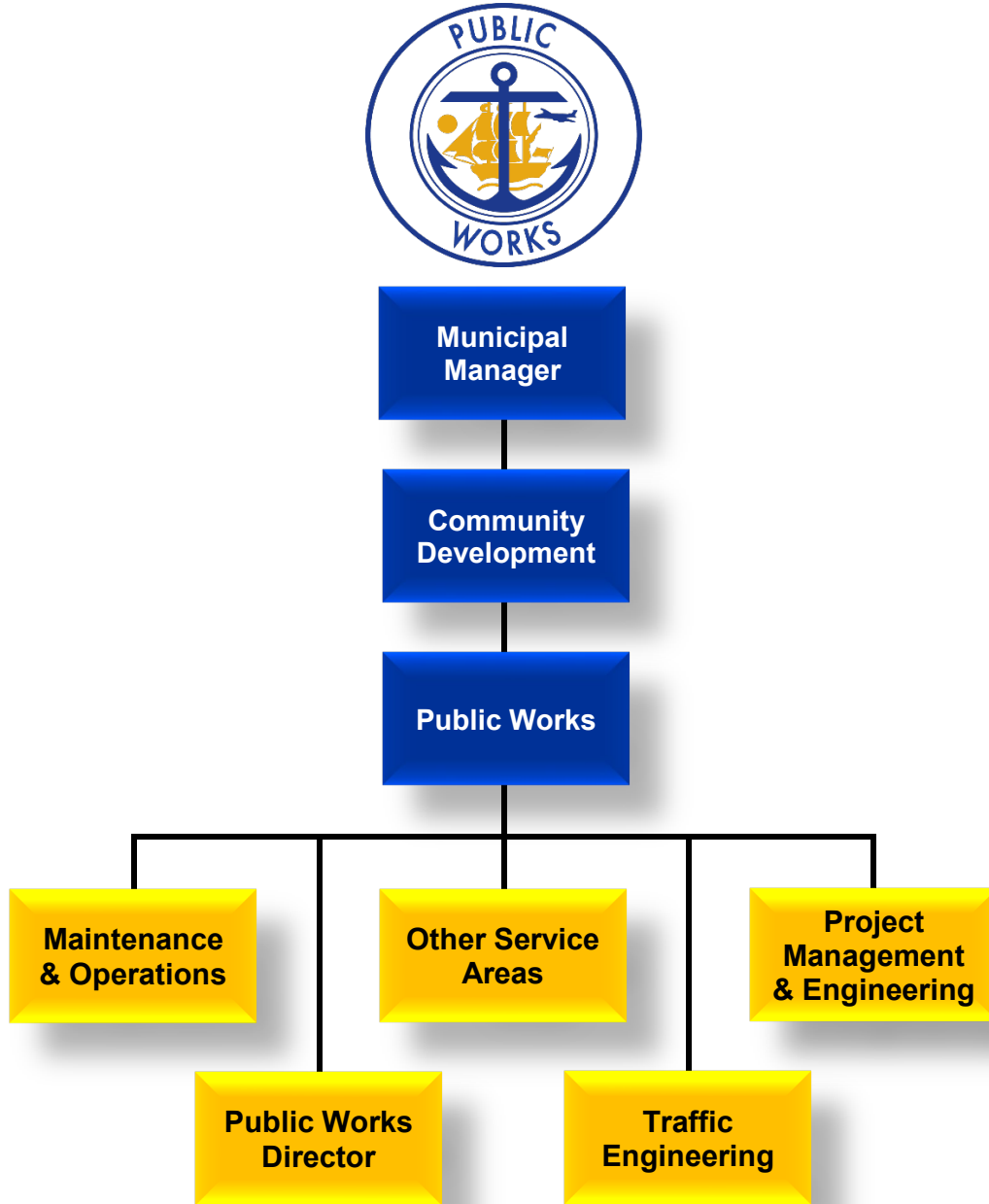


Public Works



Public Works

Description

The Public Works Department was created in 2022 to deliver better service to customers by combining the following departments:

- Maintenance & Operations
- Project Management & Engineering
- Traffic Engineering

Public Works mission is to ensure the integrity and reliability of the Municipality of Anchorage's infrastructure through our Project Management & Engineering, Traffic Engineering, and Maintenance & Operations Departments.

Department Services

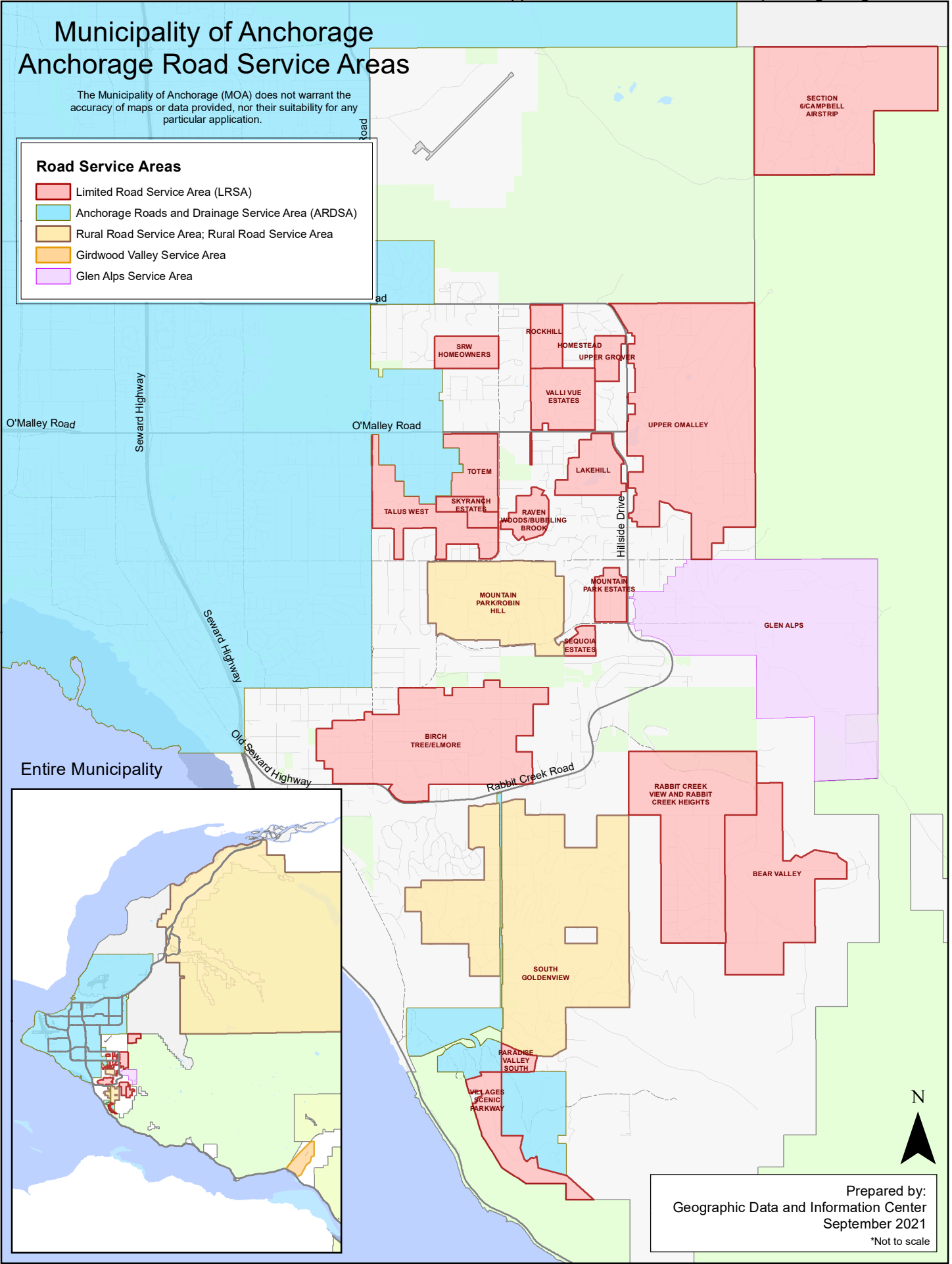
- The Maintenance & Operations
 - Performs a major portion of the maintenance needs on 455 municipally-owned properties throughout Anchorage. Activities include street maintenance including snow removal and pavement repair on 1400 lane miles of streets, to include alleys; facility maintenance to 455 locations; fleet maintenance on over 1100 vehicles, communications for public safety, managing facility capital improvement projects, and a variety of other maintenance needs.
- Project Management & Engineering
 - Delivers completed road and drainage projects to meet the needs of our community. Our engineers perform all aspects of project management, engineering and design for planning and construction of roads, sidewalks, storm drains and trails. Road projects include new construction and reconstruction, curbing and gutters, traffic signals, signage, drainage, and street lighting. Other key responsibilities of the department include storm water run-off management, flood hazard reviews, right-of-way acquisition for municipal projects, and administration of Road Improvement District projects.
- Traffic Engineering
 - Promotes and ensures safe and efficient transportation. Responsibilities encompass the day-to-day operation of Anchorage's 277 traffic signals and 68,000 street signs. Traffic Engineering provides services that move people and goods on city roads and pedestrian systems. We focus on addressing neighborhood traffic concerns and operations that maximize public safety.

Municipality of Anchorage Anchorage Road Service Areas

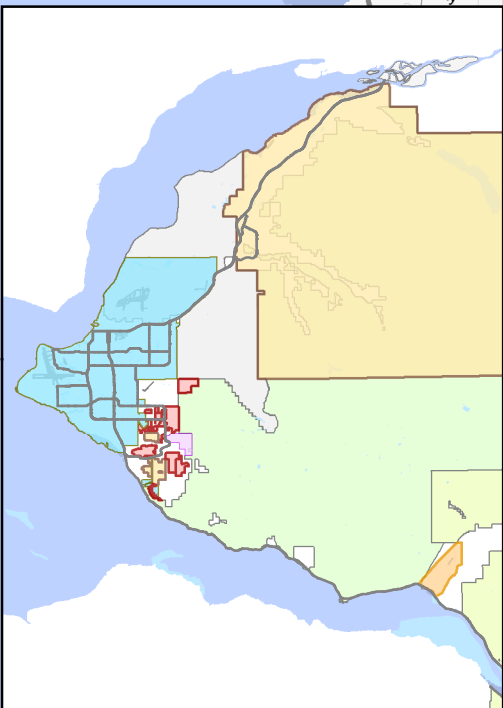
The Municipality of Anchorage (MOA) does not warrant the accuracy of maps or data provided, nor their suitability for any particular application.

Road Service Areas

- Limited Road Service Area (LRSA)
- Anchorage Roads and Drainage Service Area (ARDSA)
- Rural Road Service Area; Rural Road Service Area
- Girdwood Valley Service Area
- Glen Alps Service Area



Entire Municipality



Prepared by:
Geographic Data and Information Center
September 2021
*Not to scale

Public Works Department Summary

	2021 Actuals	2022 Revised	2023 Approved	23 v 22 % Chg
Direct Cost by Division				
PW Director	-	203,472	208,037	2.24%
Direct Cost Total	-	203,472	208,037	2.24%
Intragovernmental Charges				
Charges by/to Other Departments	-	(203,472)	(208,037)	2.24%
Function Cost Total	-	-	-	-
Net Cost Total	-	-	-	-
Direct Cost by Category				
Salaries and Benefits	-	203,472	208,037	2.24%
Travel	-	-	-	-
Debt Service	-	-	-	-
Direct Cost Total	-	203,472	208,037	2.24%
Position Summary as Budgeted				
Full-Time	-	1	1	-
Part-Time	-	-	-	-
Position Total	-	1	1	-

Public Works
Reconciliation from 2022 Revised Budget to 2023 Approved Budget

	Direct Costs	Positions		
		FT	PT	Seas/T
2022 Revised Budget	203,472	1	-	-
Changes in Existing Programs/Funding for 2023				
- Salaries and benefits adjustments	4,565	-	-	-
2023 Continuation Level	208,037	1	-	-
2023 Proposed Budget Changes				
- None	-	-	-	-
2023 Approved Budget	208,037	1	-	-

Public Works Division Summary

PW Director

(Fund Center # 710400, 710479)

	2021 Actuals	2022 Revised	2023 Approved	23 v 22 % Chg
Direct Cost by Category				
Salaries and Benefits	-	203,472	208,037	2.24%
Travel	-	-	-	-
Manageable Direct Cost Total	-	203,472	208,037	2.24%
Debt Service	-	-	-	-
Non-Manageable Direct Cost Total	-	-	-	-
Direct Cost Total	-	203,472	208,037	-
Intragovernmental Charges				
Charges by/to Other Departments	-	(203,472)	(208,037)	2.24%
Function Cost Total	-	-	-	-
Net Cost Total	-	-	-	-
Position Summary as Budgeted				
Full-Time	-	1	1	-
Position Total	-	1	1	-

**Public Works
Division Detail**

PW Director

(Fund Center # 710400, 710479)

	2021 Actuals	2022 Revised	2023 Approved	23 v 22 % Chg
Direct Cost by Category				
Salaries and Benefits	-	203,472	208,037	2.24%
Travel	-	-	-	-
Manageable Direct Cost Total	-	203,472	208,037	2.24%
Debt Service	-	-	-	-
Non-Manageable Direct Cost Total	-	-	-	-
Direct Cost Total	-	203,472	208,037	2.24%
Intragovernmental Charges				
Charges by/to Other Departments	-	(203,472)	(208,037)	2.24%
Net Cost				
Direct Cost Total	-	203,472	208,037	2.24%
Charges by/to Other Departments Total	-	(203,472)	(208,037)	2.24%
Net Cost Total	-	-	-	-

Position Detail as Budgeted

	2021 Revised		2022 Revised		2023 Approved	
	Full Time	Part Time	Full Time	Part Time	Full Time	Part Time
Municipal Operations Manager	-	-	1	-	1	-
Position Detail as Budgeted Total	-	-	1	-	1	-