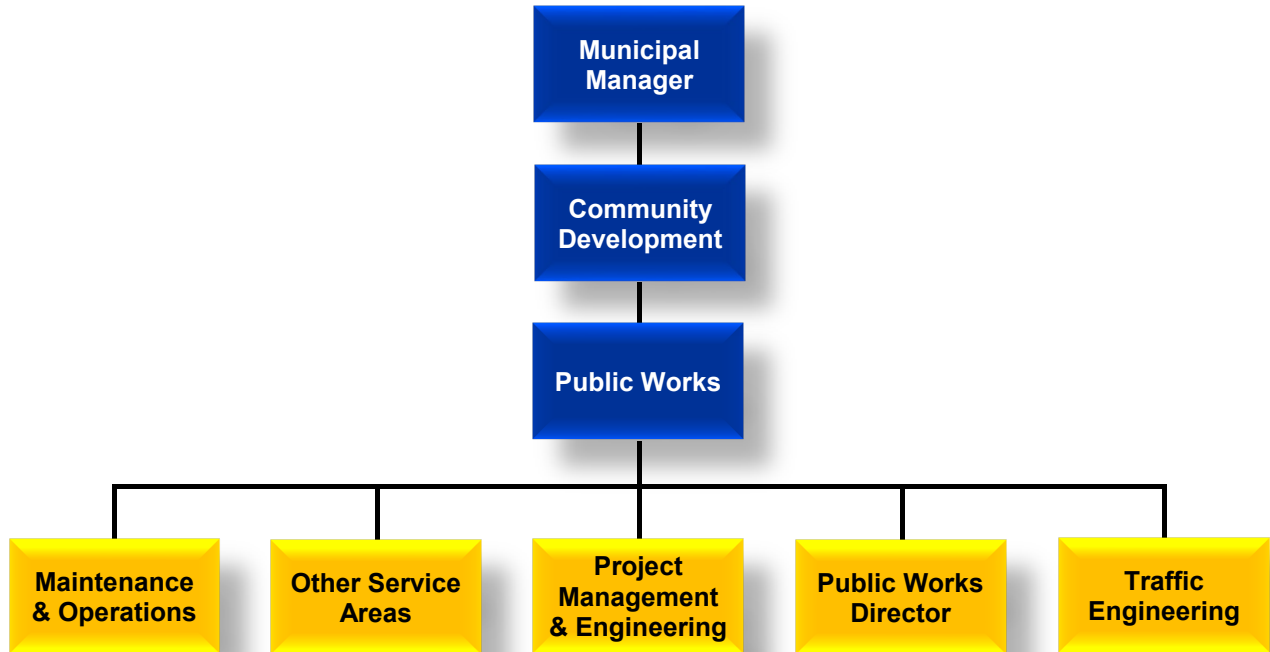


# Public Works



## Public Works

### Description

The Public Works Department was created in 2022 to deliver better service to customers by combining the following departments:

- Maintenance & Operations
- Project Management & Engineering
- Traffic Engineering

Public Works mission is to ensure the integrity and reliability of the Municipality of Anchorage's infrastructure through our Project Management & Engineering, Traffic Engineering, and Maintenance & Operations Departments.

### Department Services

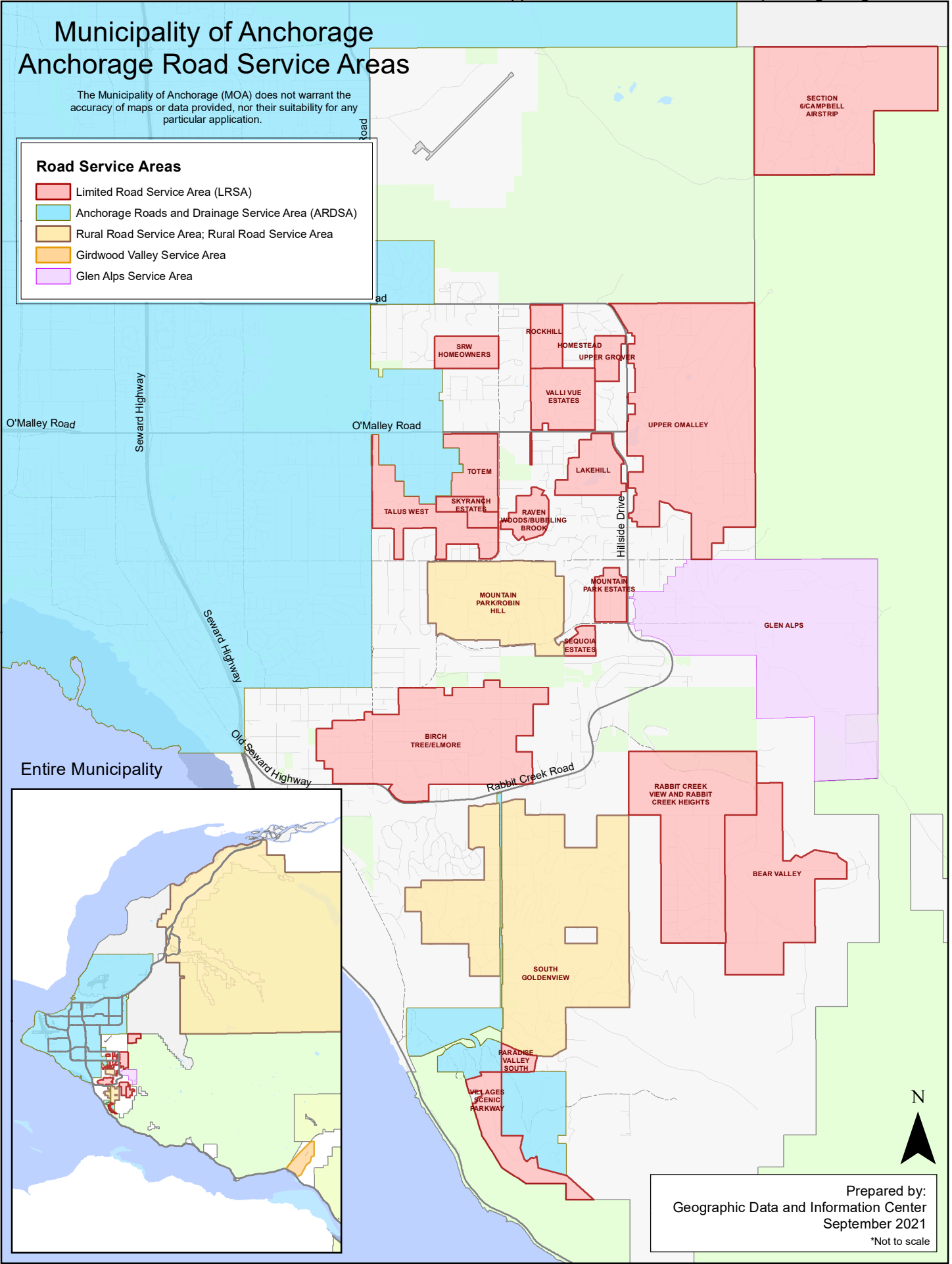
- The Maintenance & Operations
  - Performs a major portion of the maintenance needs on 455 municipally-owned properties throughout Anchorage. Activities include street maintenance including snow removal and pavement repair on 1400 lane miles of streets, to include alleys; facility maintenance to 455 locations; fleet maintenance on over 1100 vehicles, communications for public safety, managing facility capital improvement projects, and a variety of other maintenance needs.
- Project Management & Engineering
  - Delivers completed road and drainage projects to meet the needs of our community. Our engineers perform all aspects of project management, engineering and design for planning and construction of roads, sidewalks, storm drains and trails. Road projects include new construction and reconstruction, curbing and gutters, traffic signals, signage, drainage, and street lighting. Other key responsibilities of the department include storm water run-off management, flood hazard reviews, right-of-way acquisition for municipal projects, and administration of Road Improvement District projects.
- Traffic Engineering
  - Promotes and ensures safe and efficient transportation. Responsibilities encompass the day-to-day operation of Anchorage's 277 traffic signals and 68,000 street signs. Traffic Engineering provides services that move people and goods on city roads and pedestrian systems. We focus on addressing neighborhood traffic concerns and operations that maximize public safety.

# Municipality of Anchorage Anchorage Road Service Areas

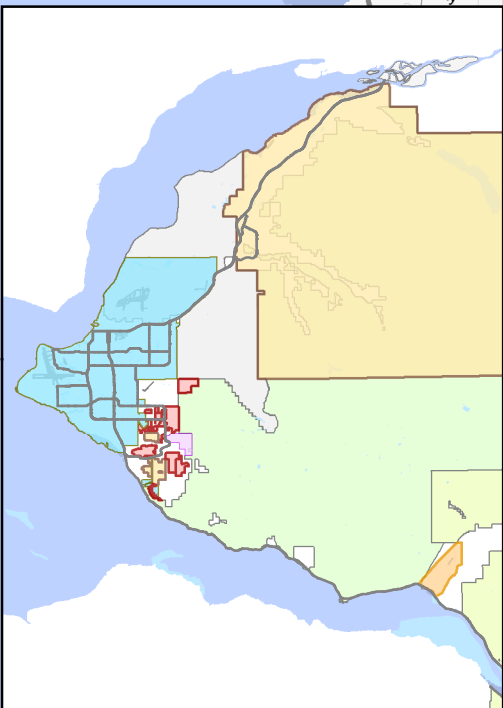
The Municipality of Anchorage (MOA) does not warrant the accuracy of maps or data provided, nor their suitability for any particular application.

## Road Service Areas

- Limited Road Service Area (LRSA)
- Anchorage Roads and Drainage Service Area (ARDSA)
- Rural Road Service Area; Rural Road Service Area
- Girdwood Valley Service Area
- Glen Alps Service Area



Entire Municipality



Prepared by:  
Geographic Data and Information Center  
September 2021  
\*Not to scale

## Public Works Department Summary

	2020 Actuals	2021 Revised	2022 Approved	22 v 21 % Chg
<b>Direct Cost by Division</b>				
PW Director	-	-	202,589	100.00%
<b>Direct Cost Total</b>	-	-	<b>202,589</b>	<b>100.00%</b>
<b>Intragovernmental Charges</b>				
Charges by/to Other Departments	-	-	(202,589)	100.00%
<b>Function Cost Total</b>	-	-	-	-
<b>Net Cost Total</b>	-	-	-	-
<b>Direct Cost by Category</b>				
Salaries and Benefits	-	-	202,589	100.00%
Travel	-	-	-	-
Debt Service	-	-	-	-
<b>Direct Cost Total</b>	-	-	<b>202,589</b>	<b>100.00%</b>
<b>Position Summary as Budgeted</b>				
Full-Time	-	-	1	100.00%
Part-Time	-	-	-	-
<b>Position Total</b>	-	-	<b>1</b>	<b>100.00%</b>

## Public Works

### Reconciliation from 2021 Revised Budget to 2022 Approved Budget

	Direct Costs	Positions		
		FT	PT	Seas/T
<b>2022 Continuation Level</b>	-	-	-	-
<b>Transfers by/to Other Departments</b>				
- Transfer from Maintenance & Operations	89,436,669	149	-	7
- Transfer from Project Management & Engineering	974,552	5	-	-
- Transfer from Public Works Administration	10,198,891	4	-	-
- Transfer from Purchasing	235,494	2	-	-
- Transfer from Traffic Engineering	6,002,181	27	-	4
<b>2022 Proposed Budget Changes</b>				
- Add new Director of Public Works	202,589	1	-	-
- Voter Approved Bond O&M - 2021 Bond Proposition 3, AO 2021-5	1,000	-	-	-
- Voter Approved Bond O&M - 2021 Bond Proposition 5, AO 2021-8	412,000	-	-	-
- Fleet Adjustment	(100,063)	-	-	-
- <u>Maintenance &amp; Operations</u> - Eliminate one (1) General Foreman position providing project management for facility capital projects resulting in no impact to service	(151,130)	(1)	-	-
- <u>Maintenance &amp; Operations</u> - Reduce non-labor contractual services budget	(80,000)	-	-	-
- <u>Maintenance &amp; Operations</u> - Reduce facilities non-labor contractual services budget. We will need to self-perform more work in lieu of utilizing professional services.	(40,000)	-	-	-
- <u>Maintenance &amp; Operations</u> - Reduce non-labor contractual services budget within Facilities Maintenance	(295,000)	-	-	-
- <u>Maintenance &amp; Operations</u> - Eliminate one (1) Civil Engineer Technician III.	(127,768)	(1)	-	-
- <u>Maintenance &amp; Operations</u> - Eliminate one (1) seasonal Office Associate position providing dispatch and phone support to street maintenance.	(26,115)	-	-	(1)
- <u>Maintenance &amp; Operations</u> - Reduce non-labor repair and maintenance contract services budget for street light repairs	(157,756)	-	-	-
- <u>Project Management &amp; Engineering</u> - Reduce non-labor	(34,738)	-	-	-
- <u>Traffic</u> - Salary savings based on reclassification of position	(59,283)	-	-	-
- <u>Traffic</u> - Reduce non-labor	(1,099)	-	-	-
- <u>Maintenance &amp; Operations</u> - Transfer 50% of pool costs back to Anchorage School District (ASD)	(43,451)	-	-	-
- <u>Traffic</u> - Move non-code required position from operating to alternate project funding sources	(162,385)	(1)	-	-
- <u>Maintenance &amp; Operations</u> - Transfer one (1) Civil Engineer II position to project funding sources	(162,385)	(1)	-	-
- <u>Girdwood Service Area</u> - Girdwood Board of Supervisors (GBOS) approved budget changes	100,100	-	-	-
<b>2022 Assembly Amendments</b>				
- Amendment #3 to AO 2021-114 ReOrg - Make Public Works divisions Maintenance & Operations, Project Management & Engineering, and Traffic Engineering into departments	(105,919,714)	(183)	-	(10)

**Public Works**  
**Reconciliation from 2021 Revised Budget to 2022 Approved Budget**

	Direct Costs	Positions		
		FT	PT	Seas/T
<b>2022 Mayoral Vetoes</b>				
- Amendment #3 to AO 2021-114 ReOrg - Make Public Works divisions Maintenance & Operations, Project Management & Engineering, and Traffic Engineering into departments	105,919,714	183	-	10
<b>2022 Veto Overrides</b>				
- Amendment #3 to AO 2021-114 ReOrg - Make Public Works divisions Maintenance & Operations, Project Management & Engineering, and Traffic Engineering into departments	(105,919,714)	(183)	-	(10)
<b>2022 Approved Budget</b>	<b>202,589</b>	<b>1</b>	<b>-</b>	<b>-</b>

**Public Works**  
**Division Summary**

**PW Director**

(Fund Center # 710400, 710479)

	2020 Actuals	2021 Revised	2022 Approved	22 v 21 % Chg
<b>Direct Cost by Category</b>				
Salaries and Benefits	-	-	202,589	100.00%
Travel	-	-	-	-
<b>Manageable Direct Cost Total</b>	-	-	<b>202,589</b>	<b>100.00%</b>
Debt Service	-	-	-	-
<b>Non-Manageable Direct Cost Total</b>	-	-	-	-
<b>Direct Cost Total</b>	-	-	<b>202,589</b>	<b>1</b>
<b>Intragovernmental Charges</b>				
Charges by/to Other Departments	-	-	(202,589)	100.00%
<b>Function Cost Total</b>	-	-	-	-
<b>Net Cost Total</b>	-	-	-	-
<b>Position Summary as Budgeted</b>				
Full-Time	-	-	1	100.00%
<b>Position Total</b>	-	-	<b>1</b>	<b>100.00%</b>

**Public Works  
Division Detail**

**PW Director**

(Fund Center # 710400, 710479)

	2020 Actuals	2021 Revised	2022 Approved	22 v 21 % Chg
<b>Direct Cost by Category</b>				
Salaries and Benefits	-	-	202,589	100.00%
Travel	-	-	-	-
<b>Manageable Direct Cost Total</b>	<b>-</b>	<b>-</b>	<b>202,589</b>	<b>100.00%</b>
Debt Service	-	-	-	-
<b>Non-Manageable Direct Cost Total</b>	<b>-</b>	<b>-</b>	<b>-</b>	<b>-</b>
<b>Direct Cost Total</b>	<b>-</b>	<b>-</b>	<b>202,589</b>	<b>100.00%</b>
<b>Intragovernmental Charges</b>				
Charges by/to Other Departments	-	-	(202,589)	100.00%
<b>Net Cost</b>				
Direct Cost Total	-	-	202,589	100.00%
Charges by/to Other Departments Total	-	-	(202,589)	100.00%
<b>Net Cost Total</b>	<b>-</b>	<b>-</b>	<b>-</b>	<b>-</b>

**Position Detail as Budgeted**

	2020 Revised		2021 Revised		2022 Approved	
	Full Time	Part Time	Full Time	Part Time	Full Time	Part Time
Municipal Operations Manager	-	-	-	-	1	-
<b>Position Detail as Budgeted Total</b>	<b>-</b>	<b>-</b>	<b>-</b>	<b>-</b>	<b>1</b>	<b>-</b>