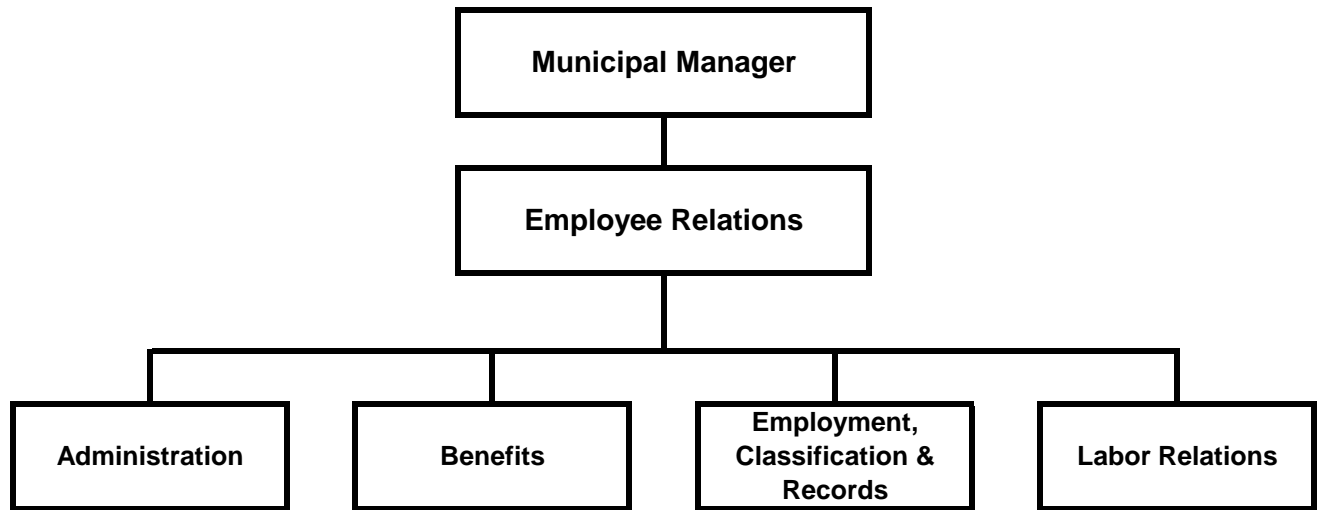


# Employee Relations



## Employee Relations

### Description

The Municipality of Anchorage Employee Relations Department provides employment services, maintains records and benefits for current and past employees, and assists departments and employees in delivering quality services to the public. It is also responsible for assuring compliance with all employment related rules, regulations, laws and agreements. It works closely with the various employee unions in the development and administration of collective bargaining agreements and promotes positive relationships through the use of progressive human resource principles, practices and programs.

### Department Services

- Define position requirements, assure appropriate compensation, recruit qualified employees and complete on-boarding process.
- Assure accuracy and security of employee information and administration of personnel actions.
- Provide consistent Employee Relations policy direction.
- Negotiate and administer collective bargaining agreements and personnel rules; and to advise management with respect to workforce management.
- Efficiently operate programs that attract and retain qualified employees, promote productivity and wellness, minimize time lost and provide employees with opportunities for financial security in retirement.
- Provide and administer health and welfare programs that assist in attracting and retaining qualified employees.

### Divisions:

- Employment & Records
  - Attract qualified individuals to fill vacant positions within the Municipality. Provide for a classification system that describes positions, establishes qualifications, groups them into like series, and determines appropriate pay ranges. Administer and maintain the official system of record for municipal employee personnel and medical information.
- Labor Relations
  - Negotiate and administer collective bargaining agreements and apply personnel rules. Responsible for policy development, implementation and interpretation. Promote a high quality workforce and collaborative relationships between management, employees and union organizations.
- Benefits
  - Develop, maintain and administer cost effective and competitive employee benefit programs. Responsible for health, wellness and retirement benefit administration.

### Department Goals that Contribute to Achieving the Mayor's Mission:



#### **Administration – Make city government more efficient, accessible, transparent, and responsive**

- Centralize and streamline administrative functions to improve performance and conserve resources.
- Improve the administration, consistency, and accuracy of the position classification system.

- Negotiate fiscally responsible collective bargaining agreements with economic terms that do not to exceed average 5 year CPI.
- Negotiate and administer collective bargaining agreements that maximize management flexibility.
- Leverage technology to provide employees with self-service access to administrative information and processes.
- Migrating employees to lower cost benefit options.
- Savings resulting from employees choosing lower cost benefit options.



**Economy – Build a city that attracts and retains a talented workforce, is hospitable to entrepreneurs, small business and established companies, and provides a strong environment for economic growth**

- Attract and retain a productive, qualified workforce while adhering to all federal, state and local laws, regulations and agreements.
- Improve the pool of qualified candidates available to fill Municipal positions.



**Community Development – Make Anchorage a vibrant, inclusive, and affordable community**

- Develop meaningful and cost effective employee benefit options.
- Expand the diversity of the Municipalities' workforce by using innovative recruitment practices.

## Employee Relations Department Summary

	2016 Actuals	2017 Revised	2018 Proposed	18 v 17 % Chg
<b>Direct Cost by Division</b>				
ER Administration	362,635	355,022	365,294	2.89%
ER Benefits	606,617	659,049	497,489	(24.51%)
ER Employment	1,379,612	1,441,719	1,471,169	2.04%
ER Labor Relations	1,104,687	1,176,592	1,031,884	(12.30%)
<b>Direct Cost Total</b>	<b>3,453,551</b>	<b>3,632,382</b>	<b>3,365,836</b>	<b>(7.34%)</b>
<b>Intragovernmental Charges</b>				
Charges by/to Other Departments	(3,254,454)	(3,481,263)	(3,214,716)	(7.66%)
<b>Function Cost Total</b>	<b>199,097</b>	<b>151,119</b>	<b>151,120</b>	<b>-</b>
Program Generated Revenue	(171,487)	(121,450)	(121,450)	-
<b>Net Cost Total</b>	<b>27,610</b>	<b>29,669</b>	<b>29,670</b>	<b>-</b>
<b>Direct Cost by Category</b>				
Salaries and Benefits	3,311,441	3,436,053	3,089,507	(10.09%)
Supplies	17,406	8,513	8,513	-
Travel	6,935	-	-	-
Contractual/Other Services	101,700	187,816	267,816	42.59%
Debt Service	-	-	-	-
Equipment, Furnishings	16,070	-	-	-
<b>Direct Cost Total</b>	<b>3,453,551</b>	<b>3,632,382</b>	<b>3,365,836</b>	<b>(7.34%)</b>
<b>Position Summary as Budgeted</b>				
Full-Time	34	33	29	(12.12%)
Part-Time	-	-	-	-
<b>Position Total</b>	<b>34</b>	<b>33</b>	<b>29</b>	<b>(12.12%)</b>

2017 Positions: end-of-year count is 30 due to 3 FT positions being eliminated July 1, 2017 due to SAP go-live.

2018 Positions: end-of-year count is 27 due to 2 FT positions being eliminated as of June 30, 2018.

## Employee Relations Reconciliation from 2017 Revised Budget to 2018 Proposed Budget

	Direct Costs	Positions		
		FT	PT	Seas/T
<b>2017 Revised Budget</b>	3,632,382	30	-	-
<b>Changes in Existing Programs/Funding for 2018</b>				
- Salary and benefits adjustments including reduction of labor due to elimination of three (3) SAP project positions mid-2017 (count included in 2017 Revised) and eliminating one position to increase grade on another position.	(113,161)	-	-	-
<b>2018 Continuation Level</b>	<b>3,519,221</b>	<b>30</b>	-	-
<b>Transfers (to)/from Other Agencies</b>				
- Transfer Personnel Analyst I position to Finance Department, Payroll Division due to nature of work performed by position	(109,194)	(1)	-	-
<b>2018 Proposed Budget Changes</b>				
- Pause cost-of-living increase for Executive employees	(11,607)	-	-	-
- Eliminate one (1) full-time Personnel Analyst I position, as of 6/30/18, offset with Family and Medical Leave Act (FMLA) contractual support to ensure consistent federal and state compliance	32,291	(1)	-	-
- Eliminate one (1) full-time Special Administrative Assistant II position as of 6/30/18	(64,875)	(1)	-	-
<b>2018 Proposed Budget</b>	<b>3,365,836</b>	<b>27</b>	-	-

## Employee Relations Division Summary

### ER Administration

(Fund Center # 181000, 181079, 181100)

	2016 Actuals	2017 Revised	2018 Proposed	18 v 17 % Chg
<b>Direct Cost by Category</b>				
Salaries and Benefits	306,733	310,769	321,041	3.31%
Supplies	17,406	8,513	8,513	-
Travel	6,935	-	-	-
Contractual/Other Services	15,491	35,740	35,740	-
Equipment, Furnishings	16,070	-	-	-
<b>Manageable Direct Cost Total</b>	<b>362,635</b>	<b>355,022</b>	<b>365,294</b>	<b>2.89%</b>
Debt Service	-	-	-	-
<b>Non-Manageable Direct Cost Total</b>	<b>-</b>	<b>-</b>	<b>-</b>	<b>-</b>
<b>Direct Cost Total</b>	<b>362,635</b>	<b>355,022</b>	<b>365,294</b>	<b>-</b>
<b>Intragovernmental Charges</b>				
Charges by/to Other Departments	(317,660)	(325,353)	(335,626)	3.16%
<b>Function Cost Total</b>	<b>44,975</b>	<b>29,669</b>	<b>29,668</b>	<b>-</b>
<b>Net Cost Total</b>	<b>44,975</b>	<b>29,669</b>	<b>29,668</b>	<b>-</b>
<b>Position Summary as Budgeted</b>				
Full-Time	2	2	2	-
<b>Position Total</b>	<b>2</b>	<b>2</b>	<b>2</b>	<b>-</b>

**Employee Relations  
Division Detail  
ER Administration**

(Fund Center # 181000, 181079, 181100)

	2016 Actuals	2017 Revised	2018 Proposed	18 v 17 % Chg
<b>Direct Cost by Category</b>				
Salaries and Benefits	306,733	310,769	321,041	3.31%
Supplies	17,406	8,513	8,513	-
Travel	6,935	-	-	-
Contractual/Other Services	15,491	35,740	35,740	-
Equipment, Furnishings	16,070	-	-	-
<b>Manageable Direct Cost Total</b>	<b>362,635</b>	<b>355,022</b>	<b>365,294</b>	<b>2.89%</b>
Debt Service	-	-	-	-
<b>Non-Manageable Direct Cost Total</b>	<b>-</b>	<b>-</b>	<b>-</b>	<b>-</b>
<b>Direct Cost Total</b>	<b>362,635</b>	<b>355,022</b>	<b>365,294</b>	<b>2.89%</b>
<b>Intragovernmental Charges</b>				
Charges by/to Other Departments	(317,660)	(325,353)	(335,626)	3.16%
<b>Net Cost</b>				
Direct Cost Total	362,635	355,022	365,294	2.89%
Charges by/to Other Departments Total	(317,660)	(325,353)	(335,626)	3.16%
<b>Net Cost Total</b>	<b>44,975</b>	<b>29,669</b>	<b>29,668</b>	<b>-</b>

**Position Detail as Budgeted**

	2016 Revised		2017 Revised		2018 Proposed	
	Full Time	Part Time	Full Time	Part Time	Full Time	Part Time
Director	1	-	1	-	1	-
Executive Assistant II	1	-	1	-	1	-
<b>Position Detail as Budgeted Total</b>	<b>2</b>	<b>-</b>	<b>2</b>	<b>-</b>	<b>2</b>	<b>-</b>

## Employee Relations Division Summary

### ER Benefits

(Fund Center # 187100)

	2016 Actuals	2017 Revised	2018 Proposed	18 v 17 % Chg
<b>Direct Cost by Category</b>				
Salaries and Benefits	606,617	591,973	350,413	(40.81%)
Supplies	-	-	-	-
Travel	-	-	-	-
Contractual/Other Services	-	67,076	147,076	119.27%
Equipment, Furnishings	-	-	-	-
<b>Manageable Direct Cost Total</b>	<b>606,617</b>	<b>659,049</b>	<b>497,489</b>	<b>(24.51%)</b>
Debt Service	-	-	-	-
<b>Non-Manageable Direct Cost Total</b>	<b>-</b>	<b>-</b>	<b>-</b>	<b>-</b>
<b>Direct Cost Total</b>	<b>606,617</b>	<b>659,049</b>	<b>497,489</b>	<b>-</b>
<b>Intragovernmental Charges</b>				
Charges by/to Other Departments	(456,526)	(537,597)	(376,037)	(30.05%)
<b>Function Cost Total</b>	<b>150,091</b>	<b>121,452</b>	<b>121,452</b>	<b>-</b>
<b>Program Generated Revenue by Fund</b>				
Fund 101000 - Areawide General	171,100	121,450	121,450	-
<b>Program Generated Revenue Total</b>	<b>171,100</b>	<b>121,450</b>	<b>121,450</b>	<b>-</b>
<b>Net Cost Total</b>	<b>(21,009)</b>	<b>2</b>	<b>2</b>	<b>(13.77%)</b>

#### Position Summary as Budgeted

Full-Time	7	8	6	(25.00%)
<b>Position Total</b>	<b>7</b>	<b>8</b>	<b>6</b>	<b>(25.00%)</b>

2017 Positions: end-of-year count is 6 due to 2 FT positions being eliminated July 1, 2017 due to SAP go-live.



**Employee Relations****Division Detail****ER Benefits**

(Fund Center # 187100)

	2016 Actuals	2017 Revised	2018 Proposed	18 v 17 % Chg
<b>Direct Cost by Category</b>				
Salaries and Benefits	606,617	591,973	350,413	(40.81%)
Travel	-	-	-	-
Contractual/Other Services	-	67,076	147,076	119.27%
<b>Manageable Direct Cost Total</b>	<b>606,617</b>	<b>659,049</b>	<b>497,489</b>	<b>(24.51%)</b>
Debt Service	-	-	-	-
<b>Non-Manageable Direct Cost Total</b>	<b>-</b>	<b>-</b>	<b>-</b>	<b>-</b>
<b>Direct Cost Total</b>	<b>606,617</b>	<b>659,049</b>	<b>497,489</b>	<b>(24.51%)</b>
<b>Intragovernmental Charges</b>				
Charges by/to Other Departments	(456,526)	(537,597)	(376,037)	(30.05%)
<b>Program Generated Revenue</b>				
406580 - Copier Fees	-	150	150	-
406620 - Reimbursed Cost-ER	-	121,300	121,300	-
406625 - Reimbursed Cost-NonGrant Funded	150,091	-	-	-
450010 - Contributions from Other Funds	21,009	-	-	-
<b>Program Generated Revenue Total</b>	<b>171,100</b>	<b>121,450</b>	<b>121,450</b>	<b>-</b>
<b>Net Cost</b>				
Direct Cost Total	606,617	659,049	497,489	(24.51%)
Charges by/to Other Departments Total	(456,526)	(537,597)	(376,037)	(30.05%)
Program Generated Revenue Total	(171,100)	(121,450)	(121,450)	-
<b>Net Cost Total</b>	<b>(21,009)</b>	<b>2</b>	<b>2</b>	<b>(13.77%)</b>

**Position Detail as Budgeted**

	2016 Revised		2017 Revised		2018 Proposed	
	Full Time	Part Time	Full Time	Part Time	Full Time	Part Time
Leave Administrator	1	-	1	-	-	-
Personnel Analyst I	1	-	1	-	1	-
Personnel Analyst II	3	-	3	-	2	-
Personnel Director	1	-	1	-	1	-
Senior Accountant	1	-	1	-	1	-
Special Admin Assistant II	-	-	1	-	1	-
<b>Position Detail as Budgeted Total</b>	<b>7</b>	<b>-</b>	<b>8</b>	<b>-</b>	<b>6</b>	<b>-</b>

2017 Positions: end-of-year count is 6 due to 2 FT positions being eliminated July 1, 2017 due to SAP go-live.

**Employee Relations**  
**Division Summary**  
**ER Employment**  
(Fund Center # 184500)

	2016 Actuals	2017 Revised	2018 Proposed	18 v 17 % Chg
<b>Direct Cost by Category</b>				
Salaries and Benefits	1,331,011	1,401,719	1,431,169	2.10%
Supplies	-	-	-	-
Travel	-	-	-	-
Contractual/Other Services	48,601	40,000	40,000	-
Equipment, Furnishings	-	-	-	-
<b>Manageable Direct Cost Total</b>	<b>1,379,612</b>	<b>1,441,719</b>	<b>1,471,169</b>	<b>2.04%</b>
Debt Service	-	-	-	-
<b>Non-Manageable Direct Cost Total</b>	<b>-</b>	<b>-</b>	<b>-</b>	<b>-</b>
<b>Direct Cost Total</b>	<b>1,379,612</b>	<b>1,441,719</b>	<b>1,471,169</b>	<b>-</b>
<b>Intragovernmental Charges</b>				
Charges by/to Other Departments	(1,382,476)	(1,441,719)	(1,471,169)	2.04%
<b>Function Cost Total</b>	<b>(2,863)</b>	<b>-</b>	<b>-</b>	<b>(97.93%)</b>
<b>Program Generated Revenue by Fund</b>				
Fund 101000 - Areawide General	387	-	-	-
<b>Program Generated Revenue Total</b>	<b>387</b>	<b>-</b>	<b>-</b>	<b>-</b>
<b>Net Cost Total</b>	<b>(3,250)</b>	<b>-</b>	<b>-</b>	<b>(97.93%)</b>

**Position Summary as Budgeted**

Full-Time	13	13	12	(7.69%)
<b>Position Total</b>	<b>13</b>	<b>13</b>	<b>12</b>	<b>(7.69%)</b>

2017 Positions: end-of-year count is 12 due to 1 FT position being eliminated July 1, 2017 due to SAP go-live.

**Employee Relations**  
**Division Detail**  
**ER Employment**  
(Fund Center # 184500)

	2016 Actuals	2017 Revised	2018 Proposed	18 v 17 % Chg
<b>Direct Cost by Category</b>				
Salaries and Benefits	1,331,011	1,401,719	1,431,169	2.10%
Travel	-	-	-	-
Contractual/Other Services	48,601	40,000	40,000	-
<b>Manageable Direct Cost Total</b>	<b>1,379,612</b>	<b>1,441,719</b>	<b>1,471,169</b>	<b>2.04%</b>
Debt Service	-	-	-	-
<b>Non-Manageable Direct Cost Total</b>	<b>-</b>	<b>-</b>	<b>-</b>	<b>-</b>
<b>Direct Cost Total</b>	<b>1,379,612</b>	<b>1,441,719</b>	<b>1,471,169</b>	<b>2.04%</b>
<b>Intragovernmental Charges</b>				
Charges by/to Other Departments	(1,382,476)	(1,441,719)	(1,471,169)	2.04%
<b>Program Generated Revenue</b>				
406625 - Reimbursed Cost-NonGrant Funded	387	-	-	-
<b>Program Generated Revenue Total</b>	<b>387</b>	<b>-</b>	<b>-</b>	<b>-</b>
<b>Net Cost</b>				
Direct Cost Total	1,379,612	1,441,719	1,471,169	2.04%
Charges by/to Other Departments Total	(1,382,476)	(1,441,719)	(1,471,169)	2.04%
Program Generated Revenue Total	(387)	-	-	-
<b>Net Cost Total</b>	<b>(3,250)</b>	<b>-</b>	<b>-</b>	<b>(97.93%)</b>

**Position Detail as Budgeted**

	2016 Revised		2017 Revised		2018 Proposed	
	Full Time	Part Time	Full Time	Part Time	Full Time	Part Time
Human Resource Pro IV	1	-	1	-	1	-
Human Resource Pro V	1	-	1	-	1	-
Personnel Analyst I	3	-	3	-	3	-
Personnel Analyst II	5	-	5	-	4	-
Personnel Analyst III	1	-	1	-	1	-
Personnel Technician II	2	-	2	-	2	-
<b>Position Detail as Budgeted Total</b>	<b>13</b>	<b>-</b>	<b>13</b>	<b>-</b>	<b>12</b>	<b>-</b>

2017 Positions: end-of-year count is 12 due to 1 FT position being eliminated July 1, 2017 due to SAP go-live.

## Employee Relations Division Summary

### ER Labor Relations

(Fund Center # 184100)

	2016 Actuals	2017 Revised	2018 Proposed	18 v 17 % Chg
<b>Direct Cost by Category</b>				
Salaries and Benefits	1,067,079	1,131,592	986,884	(12.79%)
Supplies	-	-	-	-
Travel	-	-	-	-
Contractual/Other Services	37,608	45,000	45,000	-
Equipment, Furnishings	-	-	-	-
<b>Manageable Direct Cost Total</b>	<b>1,104,687</b>	<b>1,176,592</b>	<b>1,031,884</b>	<b>(12.30%)</b>
Debt Service	-	-	-	-
<b>Non-Manageable Direct Cost Total</b>	<b>-</b>	<b>-</b>	<b>-</b>	<b>-</b>
<b>Direct Cost Total</b>	<b>1,104,687</b>	<b>1,176,592</b>	<b>1,031,884</b>	<b>-</b>
<b>Intragovernmental Charges</b>				
Charges by/to Other Departments	(1,097,793)	(1,176,594)	(1,031,884)	(12.30%)
<b>Function Cost Total</b>	<b>6,894</b>	<b>(2)</b>	<b>-</b>	<b>(114.55%)</b>
<b>Net Cost Total</b>	<b>6,894</b>	<b>(2)</b>	<b>-</b>	<b>(114.55%)</b>

#### Position Summary as Budgeted

Full-Time	12	10	9	(10.00%)
<b>Position Total</b>	<b>12</b>	<b>10</b>	<b>9</b>	<b>(10.00%)</b>

2018 Positions: end-of-year count is 7 due to 2 FT positions being eliminated as of June 30, 2018.

**Employee Relations**  
**Division Detail**  
**ER Labor Relations**  
(Fund Center # 184100)

	2016 Actuals	2017 Revised	2018 Proposed	18 v 17 % Chg
<b>Direct Cost by Category</b>				
Salaries and Benefits	1,067,079	1,131,592	986,884	(12.79%)
Travel	-	-	-	-
Contractual/Other Services	37,608	45,000	45,000	-
<b>Manageable Direct Cost Total</b>	<b>1,104,687</b>	<b>1,176,592</b>	<b>1,031,884</b>	<b>(12.30%)</b>
Debt Service	-	-	-	-
<b>Non-Manageable Direct Cost Total</b>	<b>-</b>	<b>-</b>	<b>-</b>	<b>-</b>
<b>Direct Cost Total</b>	<b>1,104,687</b>	<b>1,176,592</b>	<b>1,031,884</b>	<b>(12.30%)</b>
<b>Intragovernmental Charges</b>				
Charges by/to Other Departments	(1,097,793)	(1,176,594)	(1,031,884)	(12.30%)
<b>Net Cost</b>				
Direct Cost Total	1,104,687	1,176,592	1,031,884	(12.30%)
Charges by/to Other Departments Total	(1,097,793)	(1,176,594)	(1,031,884)	(12.30%)
<b>Net Cost Total</b>	<b>6,894</b>	<b>(2)</b>	<b>-</b>	<b>(114.55%)</b>

**Position Detail as Budgeted**

	2016 Revised		2017 Revised		2018 Proposed	
	Full Time	Part Time	Full Time	Part Time	Full Time	Part Time
Deputy Director II	1	-	-	-	-	-
Director	1	-	1	-	1	-
Human Resource Pro III	2	-	2	-	2	-
Labor Relations Manager	-	-	1	-	1	-
Personnel Analyst I	1	-	1	-	1	-
Personnel Analyst II	4	-	3	-	2	-
Personnel Technician II	1	-	-	-	-	-
Special Admin Assistant II	2	-	1	-	1	-
Special Administrative Assistant II	-	-	1	-	1	-
<b>Position Detail as Budgeted Total</b>	<b>12</b>	<b>-</b>	<b>10</b>	<b>-</b>	<b>9</b>	<b>-</b>

2018 Positions: end-of-year count is 7 due to 2 FT positions being eliminated as of June 30, 2018.

*Anchorage: Performance. Value. Results*

---

## **Employee Relations Department**

*Anchorage: Performance. Value. Results*

---

### **Mission**

Develop and maintain programs in accordance with federal, state and municipal law that efficiently and effectively attract, develop and retain qualified employees to provide and support municipal services.

### **Core Services**

- Define position requirements, assure appropriate compensation and recruit qualified employees. (Employment Division)
- Assure accuracy and security of employee information and administer personnel actions. (Employment Division - Records)
- Negotiate, interpret and administer collective bargaining agreements and personnel rules. (Labor Relations)
- Advise directors, managers and supervisors with respect to employee rights and management responsibilities and assist in resolving grievances and conflicts. (Labor Relations)
- Efficiently operate health and welfare programs that attract and retain qualified employees, promote productivity and wellness, minimize time loss and that assist employees in achieving financial security in retirement. (Benefits Division)

### **Accomplishment Goals**

- Attract and retain a productive, qualified workforce in accordance with all federal, state and local laws, regulations and agreements.

### **Performance Measures**

Progress in achieving goals shall be measured by:

<b><u>Measure #1:</u> Number of material actions requiring correction as a result of audits or arbitrations.</b>
--

### **2015 Audits**

- Employment Division audit of APD merit anniversaries and step advancements. Multiple findings. Resolved and corrected.

---

**Employment Division**  
**Employee Relations Department**

*Anchorage: Performance. Value. Results.*

---

**Purpose**

Attract qualified individuals to fill vacant positions within the Municipality and administer all personnel actions during the employees' term of employment. Provide for a position classification system that describes duties and responsibilities, establishes qualifications, groups them into like categories (class series), and determines appropriate pay ranges and assigns the funding source(s). Administer and maintain the official system of record for municipal personnel.

**Direct Services**

Employment and Classification is responsible for:

- Developing and sustaining a fair, efficient, effective, transparent, and equitable recruitment, selection, and hiring/promotion process.
- Locating sources of qualified manpower to meet the needs of the Municipality.
- Maintaining and administering a fair and objective system for classifying jobs/positions.
- Creating and maintaining pay grades for comparable work across the Municipality.
- Maintaining employee records.
- Assuring compliance with associated laws, regulations and contractual agreements.

**Accomplishment Goals**

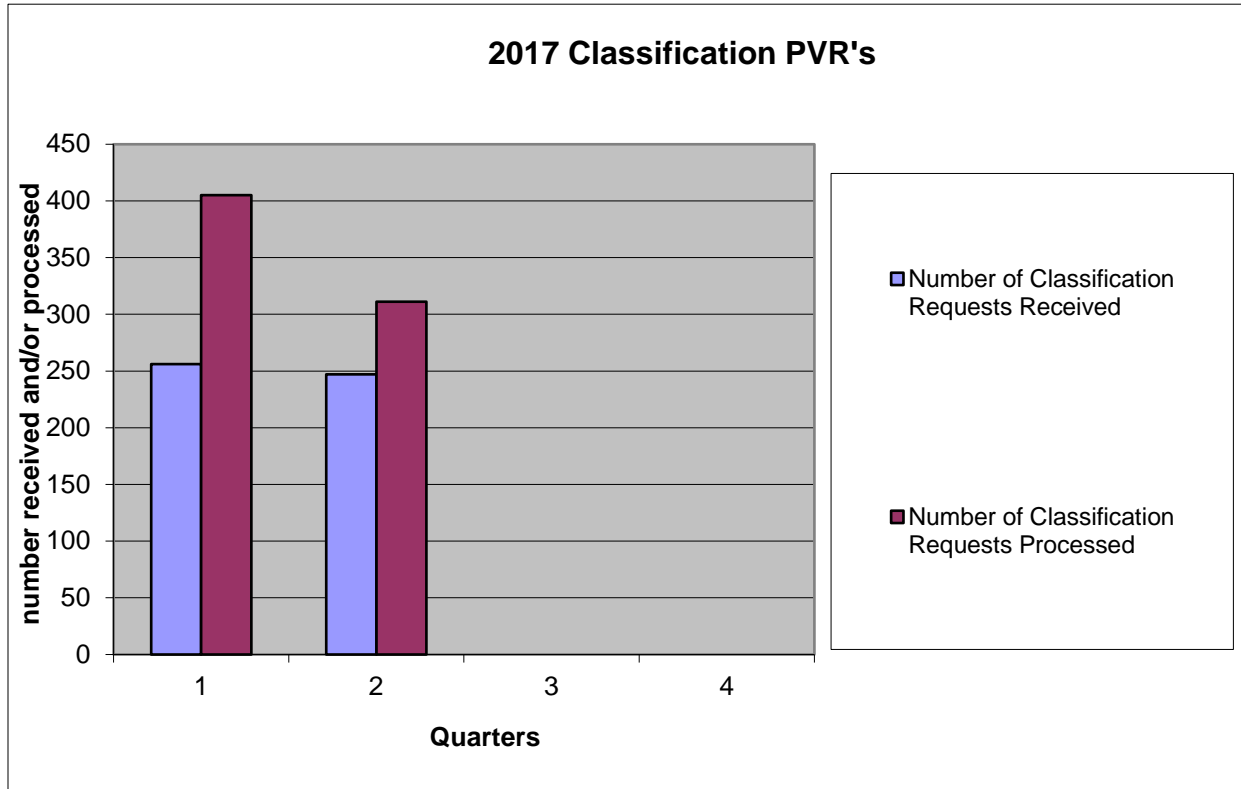
- Improve the administration, consistency, and accuracy of the position classification system.
- Improve the pool of qualified candidates available to fill Municipal positions.

**Performance Measures**

Progress in achieving goals shall be measured by:

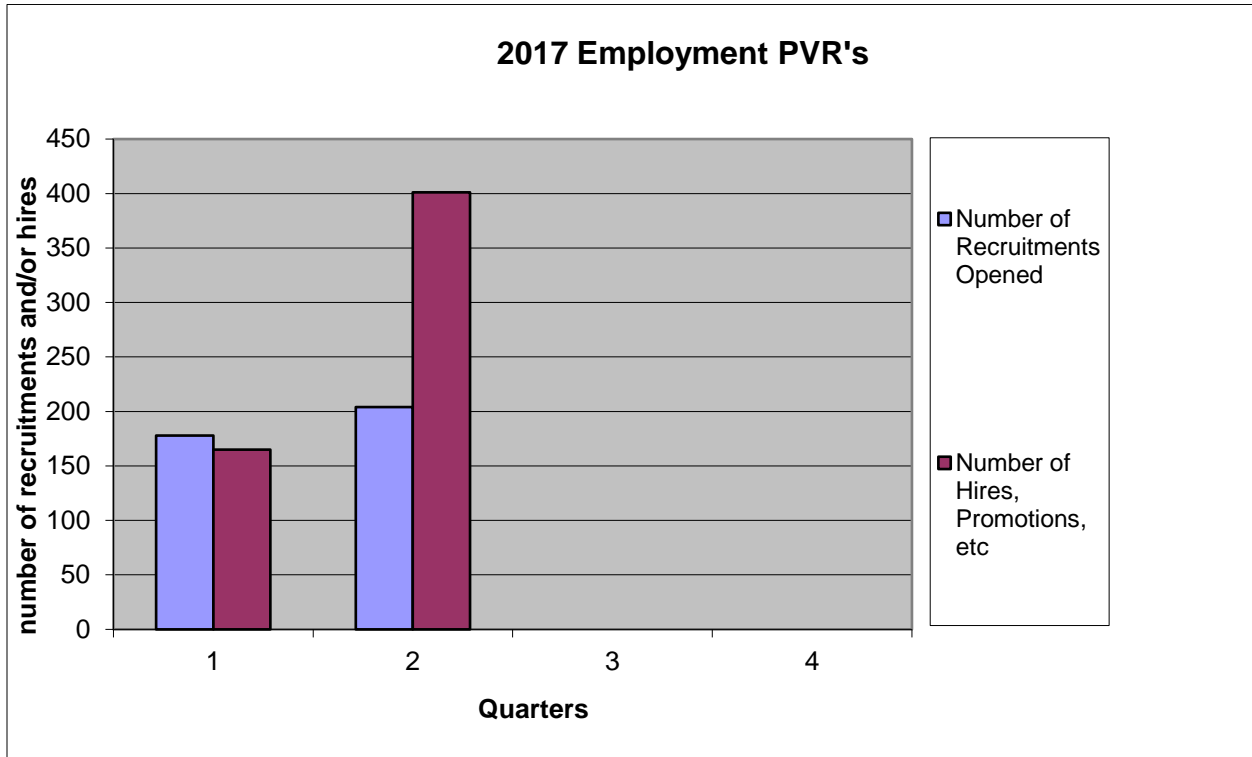


**Measure #2: The number of classification requests received in relation to how many classification requests have been completed.**



Note: The high number of classification requests process is due to backlog, collective bargaining agreement changes, and organizational changes.

**Measure #3: The number of recruitment efforts in relation to actual hires/promotions.**



**Benefits Division**  
**Employee Relations Department**

*Anchorage: Performance. Value. Results.*

**Purpose**

Develop, maintain and administer cost effective and competitive employee benefit programs.

**Direct Services**

- Health and wellness benefits administration
- Retirement benefits administration
- Employee benefit program development and analysis

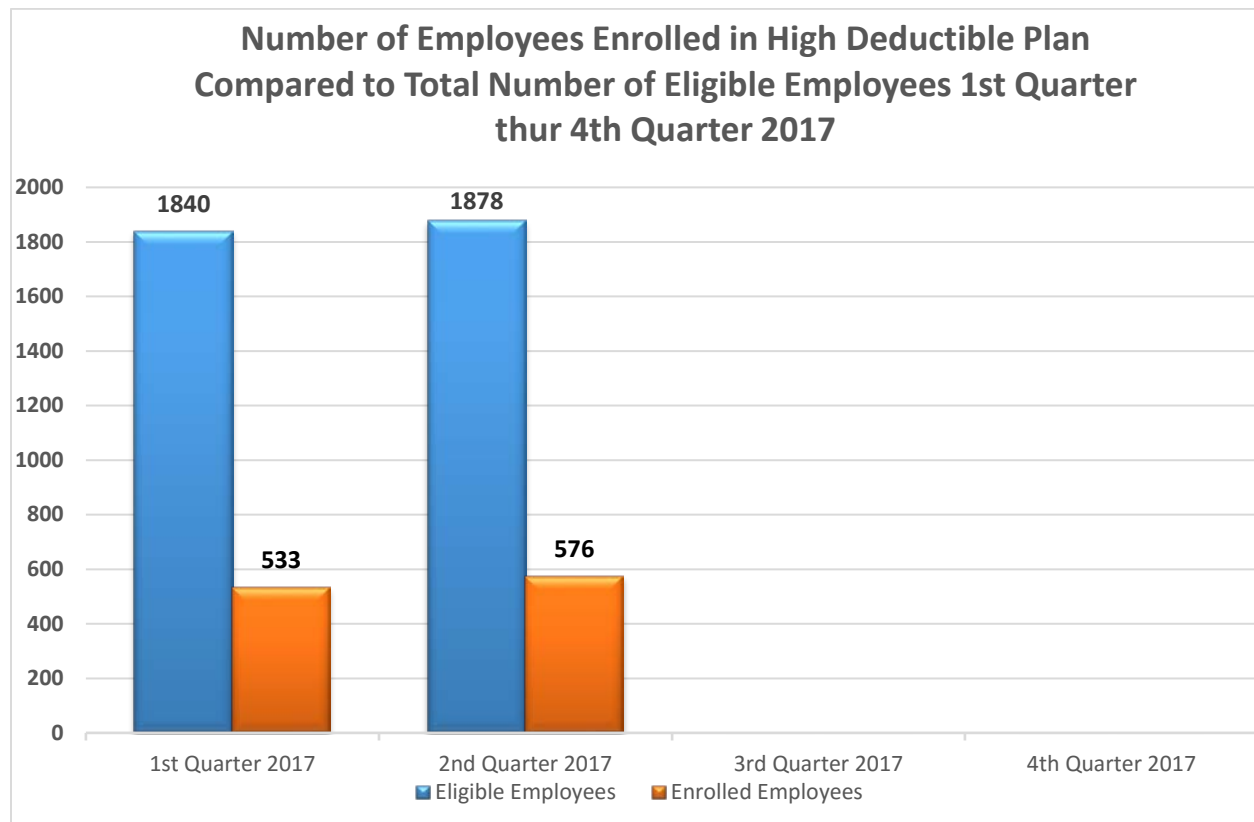
**Accomplishment Goals**

- Migrating employees to lower cost benefit options.
- Savings resulting from employees choosing lower cost benefit options.
- Developing meaningful and cost effective employee benefit options.

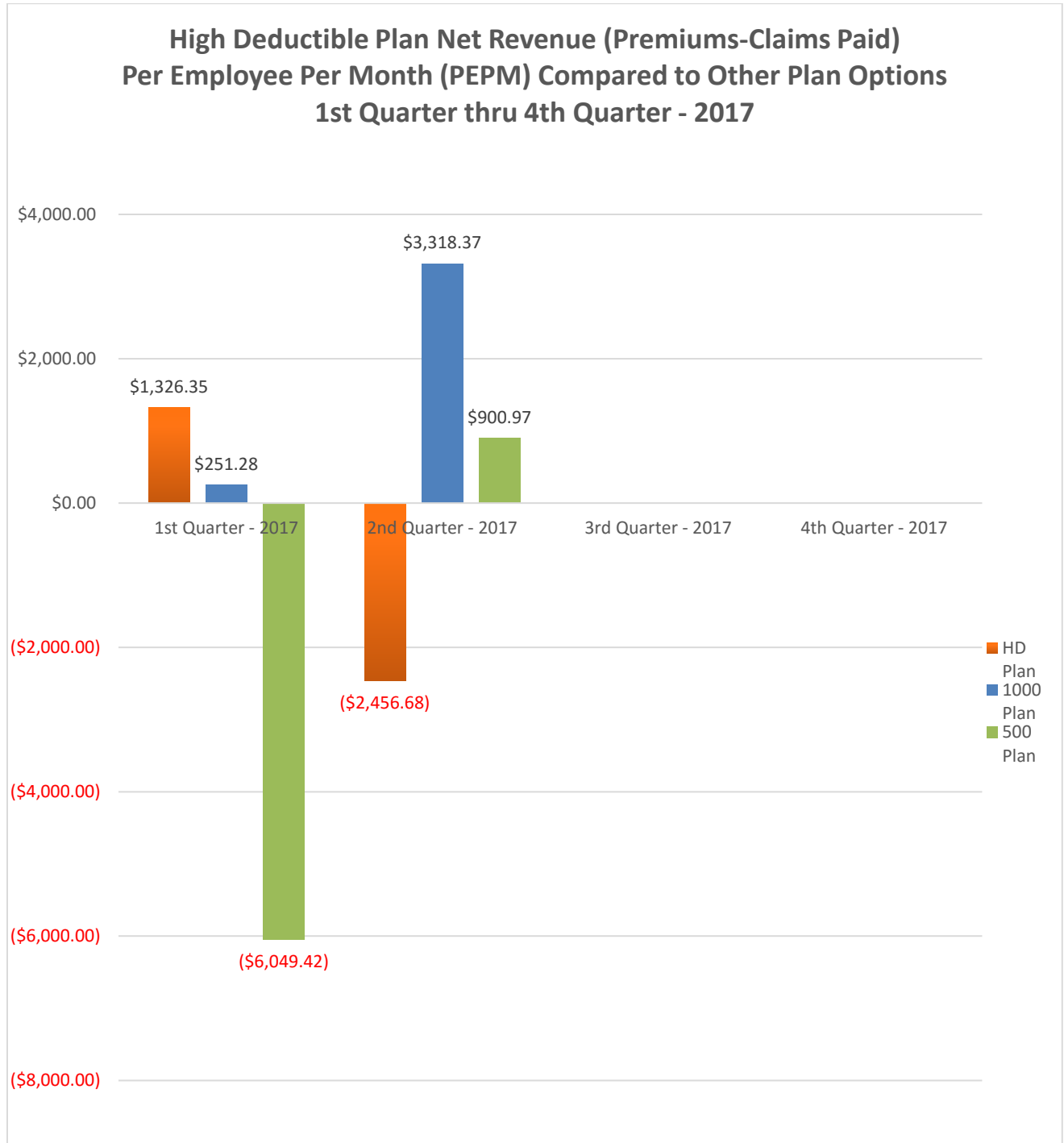
**Performance Measures**

Progress in achieving goals shall be measured by:

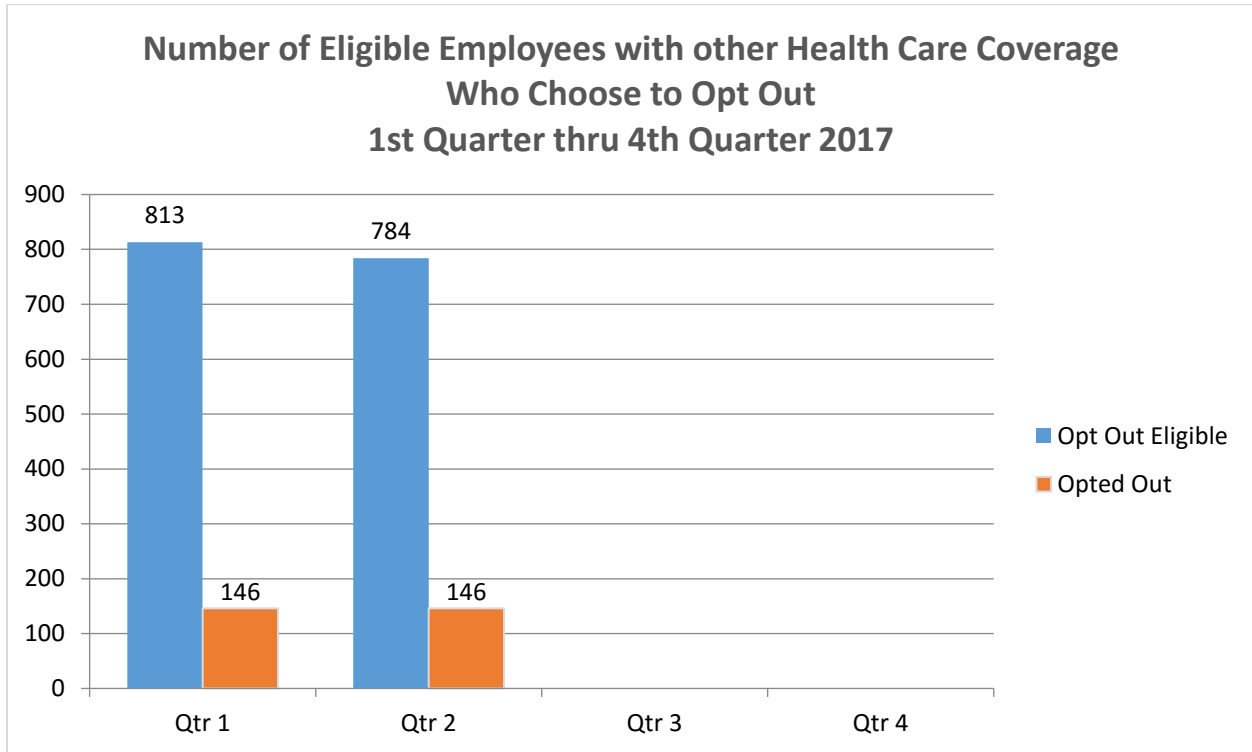
**Measure #4: Number of Employees Enrolled in High Deductible Plan Compared to Total Number of Eligible Employees.**



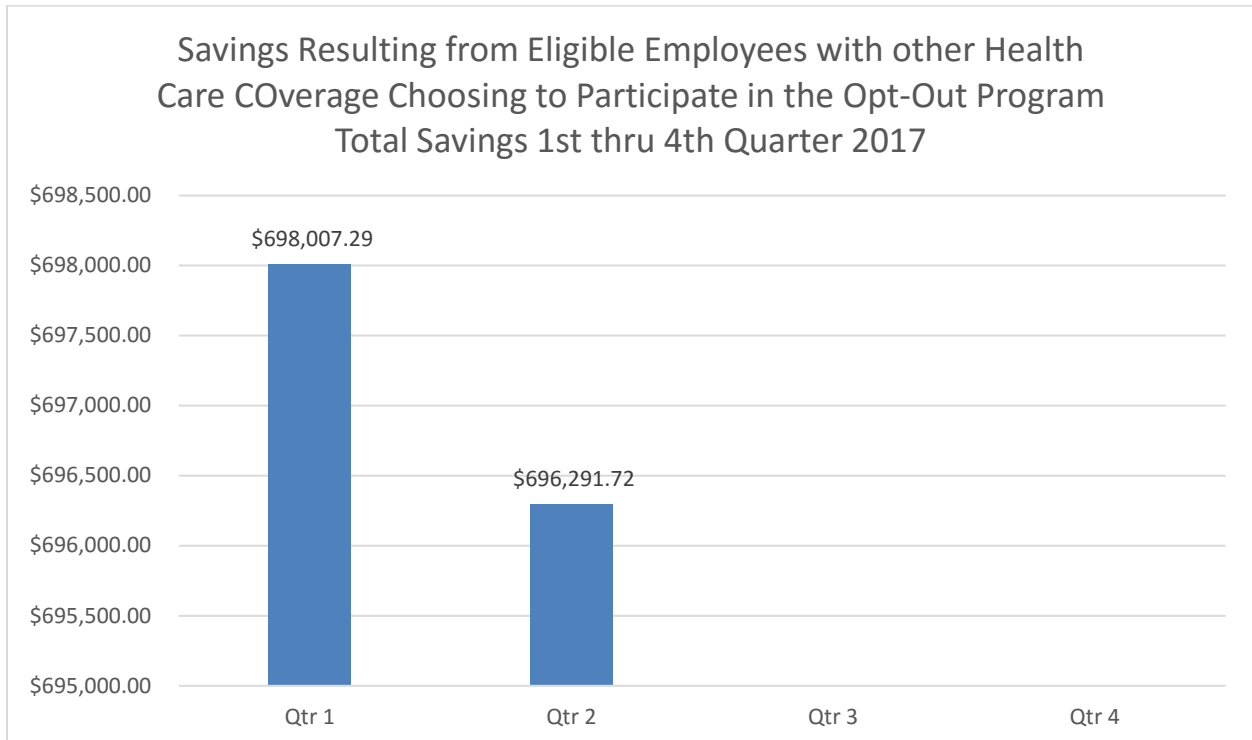
**Measure #5: High Deductible Plan Net Revenue (Premiums–Claims Paid) Per Employee Per Month (PEPM) Compared to Other Plan Options.**



**Measure #6: Number of Eligible Employees with other Health Care Coverage who choose to Opt Out.**



**Measure #7: Savings Resulting from Eligible Employees with other Health Care Coverage Choosing to Participate in the Opt-Out Program.**



---

**Labor Relations Division**  
**Employee Relations Department**

*Anchorage: Performance. Value. Results.*

---

**Purpose**

Negotiate, administer and interpret collective bargaining agreements and Municipal Personnel Rules.

**Direct Services**

Labor Relations is responsible for:

- Negotiating, interpreting and administering nine (9) collective bargaining agreements and the Personnel Rules (AMC 3.30) covering all Municipal employees.
- Responding to formal employee grievances.
- Administering the controlled substance abuse and testing program.
- Providing training and consultative guidance to managerial and supervisory personnel, on contract administration and on other labor relations matters.

**Accomplishment Goals**

- Negotiate fiscally responsible collective bargaining agreements with economic terms that do not exceed the rolling average 5 year CPI plus 1%.
- Administer collective bargaining agreements that maximize management flexibility and promote workplace harmony.

**Performance Measures**

Progress in achieving goals shall be measured by:

<p><b>Measure #8: Average overall cost of economic terms of each collective bargaining agreement.</b></p>
---

100% of negotiated collective bargaining agreements within quarter will not exceed the five year average CPI plus 1%. Measurement: total cost as reported to the Assembly per the SEE.

One Collective Bargaining Agreement (Teamsters) total cost 2.56% increase as reported to the Assembly on SEE.

This measure was achieved.

**Measure #9: 95% of grievances will be resolved within 60 days while preserving management rights. Grievances will be categorized by origin as pay issues, disciplinary disputes, contract language Issues or operational issues.**

Total grievances for 2017: 16 (Q2 8 NEW)

Grievances resolved within 60 days: 80% (4 of the 5 open grievances meeting Q2 timeframe were resolved)

Types of grievances:

	<u>2017 TOTAL</u>	<u>Q2 Resolved within 60 days</u>	
• Pay	4	2	40%
• Contract	7	1	20%
• Discipline	3		
• Other	2	1	20%
• Operations	0		

This measure was not achieved.