

Municipality of Anchorage



P.O. Box 196650
Anchorage, Alaska 99519-6650
Telephone: (907) 343-4496
<http://www.muni.org>

Mark Begich, Mayor

OFFICE OF THE MAYOR

Dear Fellow Anchorage Resident:

I am pleased to provide the Municipality of Anchorage's budget for the operations of city services for Budget Year 2005.

This budget continues to address the three essential priorities Anchorage residents tell me are most important to them: protecting public safety and health, improving our city's transportation, and promoting community and economic development.

Over the past year and a half, we had to contend with the worst budget gap since the 1980s. Working cooperatively with the Anchorage Assembly and listening to the public, we are balancing the city's budget while delivering vital services in a cost-effective manner.

The proposed Fiscal 2005 budget totals \$330 million and is guided by three principles:

1. It closes the gap and balances the budget,
2. It keeps the economy healthy, and
3. It delivers core services efficiently.

As has been the case since I became mayor, we insist that the budget reflect a new policy of avoiding the use of "one-time" funds to pay for continuing costs, because that past practice increases budget pressures in future years. Instead, we are investing one-time funds in ways that pay off in future years, such as consolidating health care plans and adopting electronic timecard systems for city employees.

Substantial cost reductions have been reached by reorganizing several departments, such as the Library, Parks and Recreation, Employee Relations, Property Tax Assessments and Treasury. Those department reorganizations are continuing in order to save taxpayers money and increase our city's efficiency.

The new budget also allows the city to expand the economy with targeted investments in relieving traffic congestion and new economic development projects, such as revitalizing downtown Anchorage, developing year-round recreational opportunities in Girdwood and expanding business opportunities in Eagle River.

Finally, this budget reflects our effort to make Anchorage's tax system fairer and provide tax relief to over-burdened residential property taxpayers. Through a four-part plan to reform Anchorage's tax system, we are reducing property taxes for 64 percent of Anchorage property taxpayers. An additional 35 percent of Anchorage property owners will pay less under the reform plan than they would have next year with no changes in the city tax structure.

Thanks to the citizens of Anchorage for helping us develop and pass this budget.

Sincerely,

A handwritten signature in black ink, appearing to read "Mark Begich". The signature is fluid and cursive, with the first name "Mark" and last name "Begich" clearly distinguishable.

Mark Begich

Mayor

***2005 PROPOSED
GENERAL GOVERNMENT OPERATING BUDGET
MUNICIPALITY OF ANCHORAGE***

Mark Begich, Mayor

ASSEMBLY

Dick Traini, Chair
Dan Coffey
Anna Fairclough
Pamela Jennings

Debbie Ossiander
Janice Shamberg
Ken Stout
Dan Sullivan

Allan Tesche
Dick Tremaine
Brian Whittle

BUDGET ADVISORY COMMISSION

Eric Britten, Chair
Kay Brown
Phil Okeson

Greg Protasel
Glanda Radvansky
Bernis Smith

Tim Wiepking
Garret Wong

ADMINISTRATION

Denis C. LeBlanc. Municipal Manager
Jeffrey E. Sinz Chief Fiscal Officer
Mary Jane Michael.....Director, Office of Economic and Community Development
Diana Percy, CPA.....OMB Director

OFFICE OF MANAGEMENT AND BUDGET STAFF

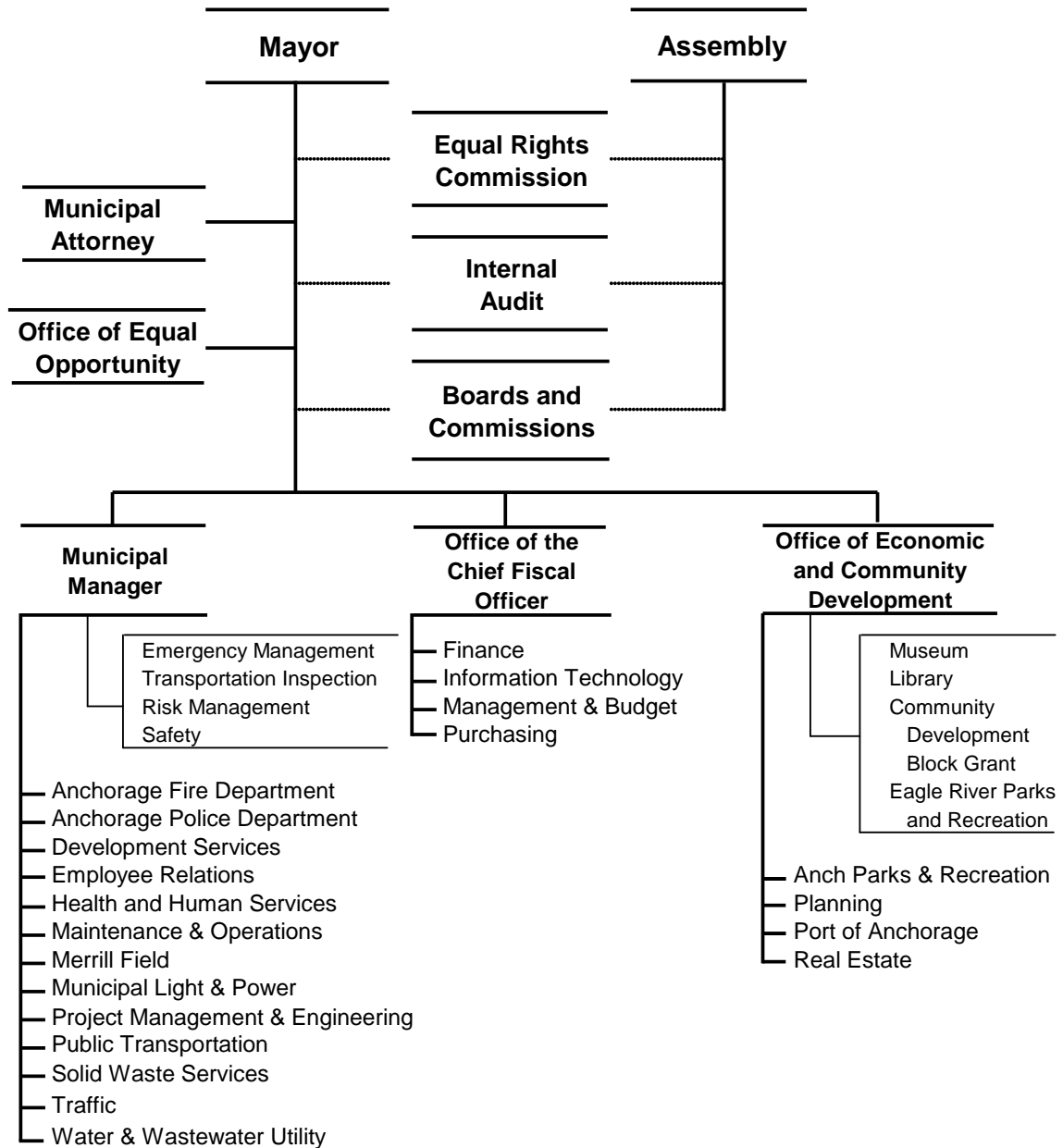
Rae Foutz
Bob Lohr
Janell Perkins

Earlene Aquino
Bruce Holmes
Darlene Alano

Regina Alatero
Teri Albrecht

Municipality of Anchorage

ORGANIZATION



2005 Proposed General Government Operating Budget

TABLE OF CONTENTS

BUDGET OVERVIEW	<u>Page</u>
Overview	1-1
GUIDE	
Guide to the Operating Budget	2-1
How to Read the Department Detail Section	2-7
How to Use the Appendices	2-14
Glossary of Terms	2-15
REVENUES	
Overview of 2005 Revenues	3-1
Summary of all Revenue Accounts	3-4
Revenue Distribution Summary	3-8
DEPARTMENT DETAIL	
Assembly	4-1
Chief Fiscal Officer	5-1
Development Services	6-1
Economic and Community Development	7-1
Efficiency	8-1
Employee Relations	9-1
Equal Opportunity	10-1
Equal Rights Commission	11-1
Finance	12-1
Fire	13-1
Health and Human Services	14-1
Information Technology	15-1
Internal Audit	16-1
Maintenance and Operations	17-1
Management and Budget	18-1
Mayor	19-1
Municipal Attorney	20-1
Municipal Manager	21-1
Anchorage Parks and Recreation	22-1
Planning	23-1
Police	24-1
Project Management and Engineering	25-1
Public Transportation	26-1
Purchasing	27-1
Real Estate/Heritage Land Bank	28-1
Traffic	29-1

2005 Proposed General Government Operating Budget

TABLE OF CONTENTS

APPENDICES	<u>Page</u>
A Direct Cost by Expenditure Type	A-1
B Overhead Charges by Fund.....	B-1
C Function Cost by Fund	
C-1 Function Cost by Fund-Comparison Current to Budget Year.....	C-1
C-2 Function Cost Detail by Fund.....	C-2
D Mill Levy Comparisons by Fund	D-1
E Mill Levy Comparisons by Taxing District	E-1
F 1996-2005 Mill Levy Trends.....	F-1
G Preliminary Property Tax on \$100,000 Home by Services Received	G-1
H Applied Fund Balance Comparison by Fund	H-1
I Personnel Benefit Rates	I -1
J Overtime Comparison by Department	J -1
K Debt Service Summary by Program	K-1
L Tax Limit Calculation	L-1
M Police/Fire Retirement System Budget Information.....	M-1

BUDGET OVERVIEW

MAYOR'S BUDGET PRIORITIES

Improving Public Safety

Police officers on the streets — The administration is committed to putting more police officers on the streets so Anchorage residents can feel safe in their homes and neighborhoods. Since January, nine new officers have been added, and another 24 began academy training in August.

Crack down on sexual assault — The Assembly approved a request for \$500,000 for a new, specialized unit to focus on interrupting the cycle of sexual assault. We've also added prosecutors and secured \$2 million in federal funds to combat this terrible crime. Anchorage streets are also safer, thanks to the re-introduction of a traffic unit, which will continue in 2005.

Better fire protection — Fire protection has also been strengthened with the opening of two new stations, getting voter approval for a third, and training 24 new fire recruits.

New police officers, firefighters — The 2005 budget will continue with increased funding for public safety – the proposed budget includes funding for 20 additional sworn police officers, as well as commitments for continued annual increases in police staffing, and 25 additional firefighters.

Relieving Traffic Congestion

Moving people and vehicles — When it comes to transportation, relieving Anchorage's traffic congestion is Goal Number One. In 2004, 41 road and safety projects were on the streets, totaling about \$45 million. But congestion will only get worse until some of our major intersections are addressed, such as Lake Otis and Tudor, 5th and 6th Avenues, New Seward and Glenn Highway interchanges. The administration worked with the Assembly to successfully convince the State House to fund the \$9 million in Lake Otis and Tudor changes Anchorage needs. In 2005, we will go back to the Legislature and state administration, and to our congressional delegation, for Anchorage's fair share of state and federal transportation dollars.

Encouraging Economic Development

Keep economy healthy — Anchorage's continued prosperity is directly tied to a growing economy. Our city is enjoying its 16th consecutive year of economic growth and a growing number of national publications tout Anchorage as a top place to live and do business. In 2005 the administration will continue economic development projects ranging from a new civic and convention center to expanded year-round recreational opportunities in Girdwood and Eagle River downtown revitalization.

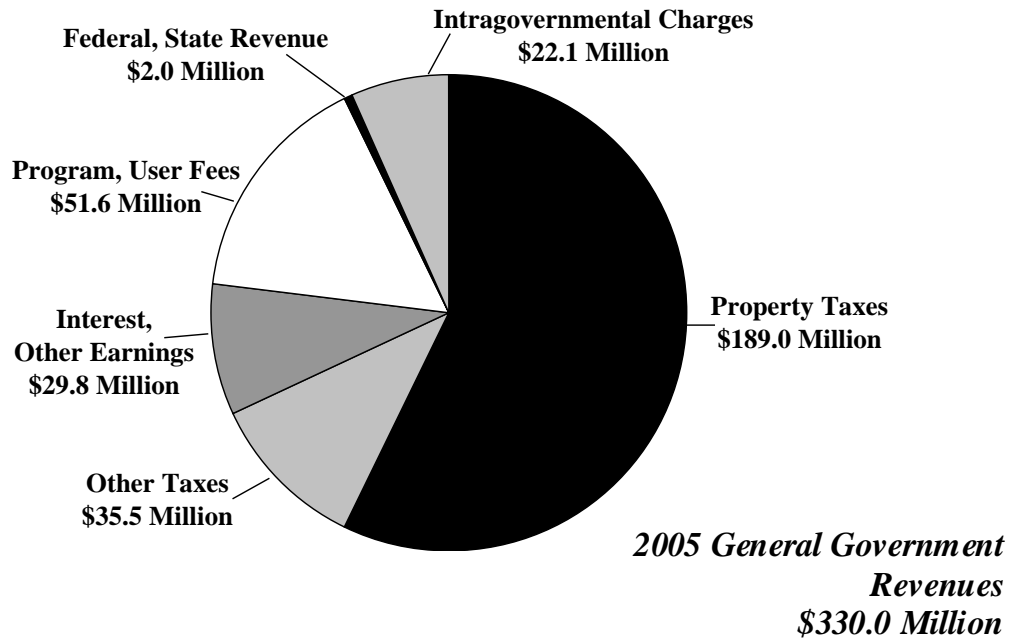
Providing Tax Relief to Taxpayers

Lessen burden on property taxpayers — In an effort to make Anchorage's tax system more fair and provide tax relief to over-burdened residential property taxpayers, the administration during 2004 proposed a four-part plan to reform Anchorage's tax system.

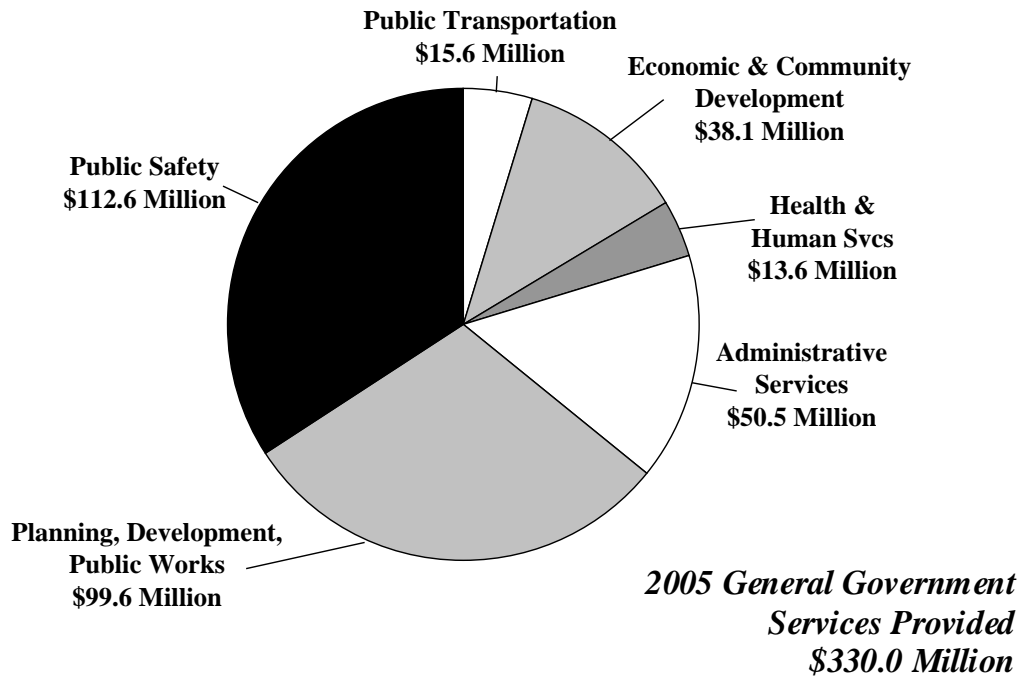
The plan includes:

- A \$1 increase in the city's tax on cigarettes. This was approved by the Anchorage Assembly, and takes effect on October 1, 2004. The increase would generate a projected \$8.9 million, and because the revenues would be below Anchorage's tax cap, would offset property taxes.
- A property tax exemption on the first \$20,000 of residential property, which is proposed to be on the ballot for the April municipal election;
- An exemption on the first \$20,000 of the business personal property tax, which will be introduced to the Assembly prior to the end of 2004; and
- Fair assessing of private businesses which hold leases on government-owned property, which will be implemented by the administration in 2004, effective for 2005 tax assessments.

WHERE THE MONEY COMES FROM . . .



. . . WHERE THE MONEY GOES



2005 APPROVED GENERAL GOVERNMENT OPERATING BUDGET AT A GLANCE

Category	2004 Revised Budget	Wages and Benefits Changes for Continuing Personnel	Changes for Voter-Approved Debt Service and Related Operations & Maintenance	Other Changes in Continuing Programs *
Public Safety	\$ 107,792,870	\$ 4,869,070	\$ 702,430	\$ (2,008,210)
Public Transportation	14,626,370	740,180	(10,950)	1,180
Health & Human Services	13,211,890	441,750	42,990	101,160
Economic and Community Development	36,076,690	837,260	(116,940)	279,840
Planning, Development & Public Works	95,945,590	1,802,910	1,715,110	(748,310)
Administrative Services	41,664,280	1,939,500	87,280	6,552,440
Total General Government	<u>\$309,317,690</u>	<u>\$10,630,670 **</u>	<u>\$2,419,920</u>	<u>\$4,178,100</u>

*Table
continued
below*

Category	Continuation Budget, 2005	2005 Programmatic Changes	Increases for Operations & Maintenance on Voter-Approved Capital Proj	Cost Savings in Procurement and Health Care	2005 Proposed Budget
Public Safety	\$ 111,356,160	\$ 2,766,230	\$ 903,470	\$ (2,404,010)	\$112,621,850
Public Transportation	15,356,780	521,700	-	(313,330)	15,565,150
Health & Human Services	13,797,790	(45,000)	-	(207,390)	13,545,400
Economic and Community Development	37,076,850	1,607,690	-	(598,060)	38,086,480
Planning, Development & Public Works	98,715,300	2,215,600	-	(1,294,440)	99,636,460
Administrative Services	50,243,500	1,085,030	-	(822,750)	50,505,780
Total General Government	<u>\$326,546,380</u>	<u>\$8,151,250</u>	<u>\$903,470</u>	<u>\$(5,639,980)</u>	<u>\$329,961,120</u>

* Changes to the 2005 Continuation Budget include various reorganizations moving divisions or activities from one department to another during 2004.

** The \$10.6 million increase in personnel costs include:

- \$4.4 million from wages,
- \$4.4 million increased medical costs,
- \$3.4 million increase from PERS and other retirement plans costs, and
- \$1.6 million decrease from other benefits.

The decrease in other benefits is primarily a reduction in leave accrual budgeted for the Fire Department.

Departments listed within the above table:

Public Safety

- Fire Department
- Police Department

Public Transportation

- Public Transportation

Health & Human Services

- Health & Human Svcs Department

Planning, Development & Public Works

- Development Services
- Maintenance & Operations
- Planning
- Project Management & Engineering
- Traffic

Administrative Services

- Assembly
- Chief Fiscal Officer
- Employee Relations
- Equal Opportunity
- Equal Rights
- Finance
- Information Technology
- Internal Audit
- Mayor
- Office of Management & Budget
- Municipal Attorney
- Municipal Manager
- Purchasing

Economic and Community Development

- Anchorage Parks & Recreation
- Economic & Community Development
- Real Estate/Heritage Land Bank

Highlights of 2005 Program Changes

Public Safety

20 new sworn police officers
25 new firefighters

Public Transportation

Route expansion (funded by federal grant)
Increased fuel costs

Economic and Community Development

Library - technology improvements and more hours at branches
Revenue bond payment - Performing Arts Center roof
(funded by ticket surcharge)
Reorganization of Parks & Rec, establish P&R Foundation,
develop parks long range plan
Additional Heritage Land Bank staff to manage
Municipal property

Planning, Development & Public Works

Maintenance & Ops - fuel, utilities, contract management increases
increased sidewalk maintenance, adjustment for road
service areas for voter approved increases
Increase staff to monitor watershed program
Technology improvements in E911 system, on-line citizen
gateway.
Develop Central Business District, Midtown, Eagle River plans
Begin Government Hill and Hillside plans
Improve Traffic Calming program

Administrative Services

Business process improvements
Restore Community Councils support

Procurement & Health Care Cost Savings

The Municipality is committed to reducing operating costs through the use of the Cooperative Services Authority, and has accordingly reduced each department's budget by a proportional amount totaling \$3 million for 2005.

In addition, the Municipality believes significant cost savings can be achieved in employee health care plan modification, and has accordingly reduced each department's budget by a proportional amount totaling \$2.5 million for 2005.

PERSONNEL CHANGES 2004-2005

Department	2004 Authorized at Continuation Level				2005 Proposed Budget				Net Change in Positions
	FT	PT	Temp	Total	FT	PT	Temp	Total	Total
Assembly	27	-	-	27	27	-	-	27	0
Chief Fiscal Officer	2	-	-	2	2	-	-	2	0
Development Services	84	2	2	88	84	2	2	88	0
Economic and Community Development	97	46	22	165	98	47	27	172	7
Employee Relations	19	4	-	23	19	4	-	23	0
Office-Equal Opportunity	3	-	-	3	3	1	-	4	1
Equal Rights Commission	5	2	-	7	5	2	-	7	0
Finance	123	-	-	123	123	-	-	123	0
Fire	365	-	-	365	391	-	-	391	26
Health and Human Services	71	15	-	86	72	15	-	87	1
Information Technology	69	-	-	69	69	-	-	69	0
Internal Audit	4	1	-	5	4	1	-	5	0
Maintenance and Operations	208	6	28	242	208	6	28	242	0
Management and Budget	9	-	-	9	9	-	-	9	0
Mayor	11	-	2	13	11	-	2	13	0
Municipal Attorney	55	-	-	55	55	-	-	55	0
Municipal Manager	14	3	-	17	14	3	-	17	0
Anchorage Parks and Recreation	41	60	85	186	60	49	87	196	10
Planning	48	-	-	48	49	1	-	50	2
Police	507	1	-	508	527	1	-	528	20
Project Management & Engineering	57	-	2	59	58	-	3	61	2
Public Transportation	149	-	-	149	155	-	-	155	6
Purchasing	15	-	-	15	15	-	-	15	0
Real Estate	6	1	-	7	9	1	-	10	3
Traffic	48	1	2	51	48	1	4	53	2
Total General Gov't	<u>2,037</u>	<u>142</u>	<u>143</u>	<u>2,322</u>	<u>2,115</u>	<u>134</u>	<u>153</u>	<u>2,402</u>	<u>80</u>

* 46 new public safety employees

* 20 new employees in Economic and Community Development, including Anchorage Parks & Recreation and Real Estate

* 6 new employees for bus route expansion

2005 PROPOSED GENERAL GOVERNMENT OPERATING BUDGET COMPARED TO 2004 REVISED

	2004 REVISED BUDGET (After 1st Qtr & Supplementals) (1)	2005 PROPOSED BUDGET	2005 PROPOSED vs 2004 REVISED BUDGET
EXPENDITURES			
Departments (Direct Costs)	\$ 269,547,090	\$ 288,153,610	\$ 18,606,520
Voter-Approved Debt Service (2)	39,770,600	41,807,510	2,036,910
Total Expenditures	\$ 309,317,690	\$ 329,961,120	\$ 20,643,430
REVENUES			
Non-Property Taxes:			
State	1,389,820	1,529,880	140,060
Federal	501,340	494,040	(7,300)
Program	49,292,360	51,555,550	2,263,190
Taxes, Interest, Other	40,009,670	51,371,750	11,362,080
MUSA/MESA +1.25%	9,284,680	13,949,000	4,664,320
IGC's to Non-General Government	22,431,300	22,087,400	(343,900)
Reduced charges for equipment use	3,584,840		(3,584,840)
Applied Fund Balance(fund 101)	112,000		(112,000)
Applied Fund Balance(fund 106)	15,000		(15,000)
Total Non-Property Taxes	\$ 126,621,010	\$ 140,987,620	\$ 14,366,610
PROPERTY TAXES REQUIRED	\$ 182,696,680	\$ 188,973,500	\$ 6,276,820
DETAIL OF PROPERTY TAXES			
MOA PROPERTY TAX CAP	173,975,100	179,858,990	5,883,890
LRSA Max Mill Rate Tax	\$ 1,354,580	1,512,110	\$ 157,530
CBERRRSA Max Mill Rate Tax	4,466,300	4,621,790	155,490
ER/Chugiak P&R Max Mill Rate Tax	2,702,790	2,777,240	74,450
Glen Alps Max Mill Rate Tax	198,390	212,730	14,340
TOTAL OTHER PROPERTY TAXES	\$ 8,722,060	\$ 9,123,870	\$ 401,810
TOTAL PROPERTY TAXES	182,697,160	188,982,860	6,285,700
(Over)/Under tax cap	\$ 480	\$ 9,360	\$ 8,880

(1) Includes supplemental appropriations through 5/31/04

(2) Voter-Approved Debt Service Only (excludes fiscal agency fees and other long-term debt costs)

2005
TAX LIMIT CALCULATION
(Preliminary)

2004 TAXES

Real/Personal Property Taxes	\$ 173,975,100
Payment in Lieu of Taxes (State/Federal)	609,540
Automobile Tax	5,285,160
Tobacco Tax	4,900,000
Aircraft Tax	195,000
Motor Vehicles Rental Tax	4,200,000
2004 Total Taxes	\$ 189,164,800

Less Taxes to Pay Judgments	170,000
Less Taxes to Pay Debt Service	39,770,600
	\$ 149,224,200

ADJUSTMENT FACTORS

Population 5 Year Average	1.16%	
Change in Consumer Price Index	2.80%	
Total	3.96%	5,909,280
Base Taxes Allowed		\$ 155,133,480

PLUS:

(1) Tax on New Construction	4,417,870
(2) Tax to Pay Debt Service	41,807,510
(3) Voter-Approved New O&M Costs	1,395,000
(4) Judgments/Legal Settlements	1,085,000
TAX LIMITATION	\$ 203,838,860

LESS:

Payment in Lieu of Taxes (State/Federal)	(664,870)
Automobile Tax	(5,300,000)
Tobacco Tax	(13,810,000)
Aircraft Tax	(205,000)
Motor Vehicle Rental Tax	(4,500,000)
(5) Taxing Authority Transfer to ASD not implemented	500,000

2005 MOA MAXIMUM PROPERTY TAX ALLOWED	\$ 179,858,990
--	-----------------------

Notes:

- (1) Based on Property Appraisal estimate of \$514,902,935 value for new construction at 2004's 8.58 average tax rate.
- (2) 2005 debt service estimates, includes ER Parks & Rec Debt Service of \$411,740.
- (3) a) Southport Fire Station #15 - \$295,000
b) Fire Heavy Rescue Truck #4 - \$740,000
c) Expanded E-911 - \$163,000.
d) Various Roads & Drainage projects identified by Maintenance & Ops Dept - \$133,000
e) Various Parks & Recreation projects identified by Maintenance & Ops Dept - \$63,500
- (4) Miscellaneous settlements
- (5) \$500,000 taxing authority transfer to ASD in 2004 not implemented.