



PUBLIC UTILITIES 1984 EXPENDITURES

OPERATING EXPENDITURE PROJECTIONS



The Municipality of Anchorage provides a wider range of public utility services than is offered in most cities. The Public Utility operating budgets reflect a continuing effort to provide quality, reliable service to all customers. Extending service to meet the needs of an expanding population has required growth and innovation by all utilities. Major growth into new areas resulting from population increases and acquisitions has caused increases in expenditures with equivalent increases in revenues.

CAPITAL EXPENDITURES PROJECTS




The Municipality of Anchorage provides a full range of utility services. The utilities capital budgets in recent years have reflected the demands for new services. This continuing demand is reflected in the utilities future capital programs.

PUBLIC UTILITIES 1984 REVENUES

REVENUES BY SOURCE

Public Utility services are to a great extent paid for through Utility rates or user fees. Almost 90% of Utility revenues are generated through some form of rate or fee. Another 10% of revenues are generated through investment of cash reserves and other sources.

Cash reserves are held for expansion and to meet emergencies. Public Utilities' revenues are increased through expansion of services and through rate increases approved by the Public Utility Commission or the Municipal Assembly. Utility rates in Anchorage are still lower than those paid in most parts of the United States.



*Includes \$200,000 of contributions

REVENUE BY UTILITY (millions)

Anchorage Telephone Utility	\$105.8 million
Municipal Light & Power	44.2
Anchorage Water Utility	14.7
Anchorage Wastewater Utility	21.2
Refuse Collection	5.2
Solid Waste Disposal	5.6
Port of Anchorage	6.0
Merrill Field	6.0
TOTAL	\$203.4 million

PUBLIC UTILITIES APPROPRIATIONS

OPERATING	1983	1984
Anchorage Telephone Utility	\$82,540,860	\$96,105,800
Municipal Light & Power	35,199,670	42,673,600
Anchorage Water Utility	11,219,740	16,515,700
Anchorage Wastewater Utility	18,514,220	22,690,600
Refuse Collection	4,248,860	4,924,600
Solid Waste Disposal	4,337,390	5,123,000
Port of Anchorage	3,951,930	5,140,600
Merrill Field	704,010	820,300
TOTAL	\$160,716,680	\$193,994,200

CAPITAL	1983*	1984**
Anchorage Telephone Utility	\$30,025,000	\$32,162,000
Municipal Light & Power	14,641,000	35,775,000
Anchorage Water Utility	51,081,580	26,185,000
Anchorage Wastewater Utility	37,034,595	14,690,000
Refuse Collection	404,000	484,300
Solid Waste Disposal	1,159,000	5,724,000
Port of Anchorage	304,000	5,332,000
Merrill Field	149,000	155,000
TOTAL	\$134,798,175	\$120,507,300

*Includes Grants Received During the Year

**Anticipated Grants not Included — See Utilities Detailed Budgets