

ANNUAL BUDGET



POLICE DEPARTMENT



CITY OF ANCHORAGE

DEPARTMENT			DEPARTMENT SUMMARY				PAGE
POLICE			1266				C-143
DIVISIONS	1966	1967	1968	1969	1970		
	ACTUAL	ACTUAL	ACTUAL	REVISED BUDGET	REQUEST	RECOMMEND.	APPROVED
Operations	919,718	1,079,483	1,303,082	1,484,620	1,551,680	1,559,010	1,553,470
Prisoners	119,915	131,514	185,458	232,280	240,660	288,690	282,130
Less Charges to Others	1,039,633 (15,000)	1,210,997 (31,357)	1,488,540	1,716,900	1,792,340	1,847,700	1,835,600
TOTAL	1,024,633	1,179,640	1,488,540	1,716,900	1,792,340	1,847,700	1,835,600

CITY OF ANCHORAGE

DEPARTMENT	ACCOUNT TITLE	ACCOUNT NUMBER	SUMMARY	A	PAGE
POLICE	OPERATIONS	1266.1			C-144

ACCOUNT SUMMARY

EXPENDITURE CLASSIFICATION	1966 ACTUAL	1967 ACTUAL	1968 ACTUAL	1969 REVISED BUDGET	1970		
					REQUEST	RECOMMEND	APPROVED
Personal Services	796,079	941,029	1,038,219	1,073,390	1,129,900	1,150,270	1,145,270
Contractual	97,437	98,601	210,701	366,860	371,630	370,740	370,200
Supplies	22,313	30,626	26,388	33,140	32,100	25,000	25,000
Other Costs	1,168	1,538	6,805	2,500	4,000	3,000	3,000
Capital Outlay	2,721	7,689	20,969	8,730	14,050	10,000	10,000
	919,718	1,079,483	1,303,082	1,484,620	1,551,680	1,559,010	1,553,470
Less Interfund Charges	()	()	()	()	()	()	()
TOTAL	919,718	1,079,483	1,303,082	1,484,620	1,551,680	1,559,010	1,553,470

PROGRAM OUTLINE

The primary responsibility of the Police Department is the protection of the people of the City of Anchorage, and to enforce the City ordinances and State statutes. It also provides for community services in case of emergencies, distributes information to citizens. A police-Community Relations Officer was established to promote and initiate better relations with the public and Police Department.

PROGRAM HIGHLIGHTS

Recommend to enroll an officer in Northwestern Traffic Institute in Chicago in 1970. Request four (4) communication control officers (women) to be employed in a program of an integrated Fire and Police communication control center. Request one training position for a cadet to be used in the Identification Section.

CITY OF ANCHORAGE

DEPARTMENT		ACCOUNT TITLE	ACCOUNT NUMBER	DETAIL	B	PAGE
POLICE		OPERATIONS	1266.1			C145
CODE NO.	EXPENDITURE CLASSIFICATION	1968	1969	1970		
		ACTUAL	REVISED BUDGET	REQUEST	RECOMMEND	APPROVED
	<u>PERSONAL SERVICES</u>					
110	Salaries	1,038,219	1,073,390	1,129,900	1,150,270	1,145,270
	Total	1,038,219	1,073,390	1,129,900	1,150,270	1,145,270
	<u>CONTRACTUAL</u>					
210	Advertising	341				
213	Bid		600	600	300	300
221	Duplicating		1,570	1,500	1,500	1,500
222	Contracted Labor and Equipment	1,702	2,420	2,550	1,550	1,550
241	Telephone, Telegraph, Switchboard	9,875	12,000	12,000	10,000	10,000
251	Fire, False Arrest, All Risk Ins.		3,640	3,640	3,640	3,640
253	Liability & Workmen's Compensation		8,870	10,730	11,240	11,240
254	Retirement Plans		194,490	188,700	188,700	188,700
255	Life Insurance	89,565	2,520	3,220	3,310	3,310
256	Medical Insurance		7,040	8,460	10,050	10,050
257	Social Security		34,010	36,240	38,790	38,790
258	Tuition Refunds		2,000	3,000	2,000	2,000
259	School & Training		1,000	5,000	1,500	1,500
271	City Owned Vehicles or Equipment	66,498	72,920	72,060	72,060	72,060
273	Private Vehicle Mileage			600	500	500
274	Space Rental-City Building	38,744	16,930	16,930	18,160	17,620
281	Repairs & Maintenance	1,483	1,000	1,250	2,440	2,440
291	Travel	536	2,200	1,650	1,500	1,500
292	Dues & Subscriptions	1,957	3,650	3,500	3,500	3,500
	Total	210,701	366,860	371,630	370,740	370,200
	<u>SUPPLIES</u>					
311	Materials	9,894	13,600	13,600	10,000	10,000
313	Office Supplies, Postage	13,055	13,000	13,000	10,000	10,000
314	Small Tools	3,439	6,540	5,500	5,000	5,000
	Total	26,388	33,140	32,100	25,000	25,000

CITY OF ANCHORAGE

DEPARTMENT		ACCOUNT TITLE	ACCOUNT NUMBER	DETAIL	B	PAGE
POLICE		OPERATIONS	1266.1			C-146
CODE NO.	EXPENDITURE CLASSIFICATION	1968	1969	1970		
		ACTUAL	REVISED BUDGET	REQUEST	RECOMMEND	APPROVED
	<u>OTHER CHARGES</u>					
432	Contributions to Garage Fund	4,338				
443	Investigation	2,467	2,500	4,000	3,000	3,000
	Total	6,805	2,500	4,000	3,000	3,000
	<u>CAPITAL</u>					
605	Machinery & Equipment	20,969	8,730	14,050	10,000	10,000
	Total	1,303,082	1,484,620	1,551,680	1,559,010	1,553,470
	Total Operating Budget					

DEPARTMENT	ACCOUNT TITLE	ACCOUNT NUMBER	PERSONNEL	C	PAGE				
POLICE	OPERATIONS	1266.1			C-147				
CLASSIFICATION	RANGE AND STEP	SALARY RATE	EMPLOYEES CURRENT *BUDGET	1970					
				* REQUEST	* RECOMMEND	* APPROVED			
Chief	38	1443-1747	1	1	22,138	1	22,138	1	22,138
Captain	32	1141-1388	1	1	18,322	1	18,322	1	18,322
Lieutenants	29	1016-1235	6	6	95,324	6	95,324	6	95,324
Sergeant - Investigations	27	938-1141	1	1	15,061	1	15,061	1	15,061
Sergeants	26	902-1098	7	7	94,960	7	94,960	7	94,960
Investigators	26	902-1098	11	11	148,422	11	148,422	11	148,422
ID Technician	25	867-1056	1	1	11,446	1	11,446	1	11,446
Juvenile Sergeant	26	902-1098	1	1	13,835	1	13,835	1	13,835
Patrolmen	23	802-976	49	48	520,640	48	520,640	48	520,640
Secretary	16	609-742	1	1	8,033	1	8,033	1	8,033
Clerk III	15	585-712	1	1	8,715	1	8,715	1	8,715
Clerk II	14	564-684	4	4	30,844	4	30,844	4	30,844
Clerk I	12	521-633	3	3	21,319	3	21,319	3	21,319
Parking Enforcement	13	542-659	6	6	42,510	6	42,510	6	42,510
Police-Community Relations	26	902-1098	1	1	13,670	1	13,670	1	13,670
Crossing Guards	9	177	8	8	16,992	8	16,992	8	16,992
Holiday Pay					15,000		16,600		16,600
Subtotal			102	102	1,097,231	102	1,098,831	102	1,098,831
Special Police Services					13,000		13,000		13,000
<u>New Positions</u>									
Assistant ID Technician	15	585-712		1	7,164	1	7,164	1	7,164
Communication Control Off.	12	521-633		4	12,504	7	45,087	7	45,087
Comm. Control Off. -6 Mo. Temp						3	9,661	3	9,661
Vacation Factor				5	19,668	11	61,912	11	61,912
Less 2% Salary Savings							(23,475)		(5,000)
									(23,475)
TOTAL			102	107	1,129,899	113	1,150,268	113	1,145,268

* This column used for number of employees in each class.

COMMENTARY

DEPARTMENT	ACCOUNT TITLE	ACCOUNT NUMBER	COMMENTARY	D	PAGE
POLICE	OPERATIONS	1266.1			C-148

During the first six months of 1969, the total for Part One crimes reported to the Anchorage Police Department decreased one and one-half tenths of one percent, as compared with the corresponding period in 1968. The decrease is noted only in the Larceny category. All others reflect an increase from two to 200 percent. The overall average of the increase of each type crime is plus 39 percent. The national increase of index crime for the first three months of 1969 is 10 percent.

A chart of statistics and graphs is on the following pages.

<u>CATEGORY</u>	<u>INCREASE 1964 - 1968</u>
Part One Crimes Reported	+ 75%
Request for Police Services	+ 28%
Accidents Investigated	+ 11%
Uniformed Police Personnel	+ 19%

Traffic, Training & Personnel Bureau

This bureau was re-organized in 1969 to form two separate functions. Traffic was organized in one bureau, supervised by a Sergeant. This position should be up-graded to a Lieutenant classification. The Training and Personnel Bureau is supervised by a Lieutenant.

A Police-Community Relations Officer was established, whose primary function will be to initiate and implement through or in conjunction with field commanders, programs to promote the best possible cooperations and understanding between people and the police.

It is recommended that an officer be enrolled in the Northwestern Traffic Institute in September, 1970, at Chicago, Illinois, for a nine-month course in traffic and administrative training.

Patrol Bureau

It is proposed that four Communication Control Officers (women) be employed to be part of a program for the integration of the Fire and Police communication control center. This program is high on the priority request of the Public Safety Department. It is planned that women be employed to handle all communication of the Fire and Police control center, which will provide for effective and efficient dispatching for service requests and information.

CITY OF ANCHORAGE

DEPARTMENT	ACCOUNT TITLE	ACCOUNT NUMBER	COMMENTARY	D	PAGE
POLICE	OPERATIONS	1266.1			C-149

	<u>Department Request</u>	<u>Manager Recommended</u>	<u>Council Approved</u>
.110 <u>SALARIES</u>			
Request four Communication Control employees (women) to be used as dispatch officers under a proposed integrated Fire and Police communication program. Request employment of one employee used as a Trainee in Identification Section.	1,100,880	1,150,270	1,145,270
.221 <u>DUPLICATING</u>			
Cost of City duplicating services	1,500	1,500	1,500
.222 <u>CONTRACTED SERVICES</u>			
This account covers:			
Payment to State of Alaska Revenue Department for vehicle registration List of Registered Owners	300	200	200
Courier Services Provided by City	470	350	350
Impoundment Cost for Illegal Impoundments	150	50	50
Microfilm Contract	200	150	150
Xerox Reproduction	930	600	600
Cost for Barricades for Civil Events and Emergencies	500	200	200
	<u>2,550</u>	<u>1,550</u>	<u>1,550</u>

CITY OF ANCHORAGE

DEPARTMENT	ACCOUNT TITLE	ACCOUNT NUMBER	COMMENTARY	D	PAGE
POLICE	OPERATIONS	1266.1			C-150
			Department Request	Manager Recommended	Council Approved
.241	<u>TELEPHONE, TELEGRAPH, LONG DISTANCE CALLS</u>		12,000	10,000	10,000
.258	<u>TUITION REFUNDS</u>				
	Officers attending School		3,000	2,000	2,000
.259	<u>SCHOOLS AND TRAINING</u>				
	It is planned to send an Officer to the Northwestern Traffic Institute, Chicago, for a period of nine months, beginning September, 1970. The approximate costs are:				
	Tuition		1,500	1,500	1,500
	Activities & Medical Supplies		120		
	Required Books & Materials		200		
	Field Study Trip - 10 Days		250		
	Official Class Function		100		
	Housing		1,000		
	Meals		1,440		
	Personal Costs - Laundry, Cleaning, etc.		240		
	Local Travel		150		
			<u>5,000</u>	<u>1,500</u>	<u>1,500</u>
.271	<u>CITY OWNED VEHICLES OR EQUIPMENT</u>				
	3 Patrol Vehicles at \$375 Monthly Rate		13,500	13,500	13,500
	7 Patrol Vehicles at \$360 Monthly Rate		30,240	30,240	30,240
	8 Investigation and Staff Vehicles at \$105 Monthly Rate		10,080	10,080	10,080
	2 Traffic Vehicles at \$200 Monthly Rate		4,800	4,800	4,800
	6 Traffic Masters at \$160 Monthly Rate		11,520	11,520	11,520
	2 Vehicles Used in Driver Training at \$81 Monthly Rate		1,920	1,920	1,920
			<u>72,060</u>	<u>72,060</u>	<u>72,060</u>

CITY OF ANCHORAGE

DEPARTMENT	ACCOUNT TITLE	ACCOUNT NUMBER	COMMENTARY	D	PAGE
POLICE	OPERATIONS	1266.1			C-151

		<u>Department Request</u>	<u>Manager Recommended</u>	<u>Council Approved</u>
.273	<u>PRIVATE OWNED VEHICLES</u>			
	Vehicle used by Chief of Police	600	500	500
.281	<u>REPAIRS AND MAINTENANCE</u>			
	Share of reroofing		800	800
	Maintenance for Typewriters	300	300	300
	Dictating Equipment	300	300	300
	Contract Agreement to Recordak Corp. and Yearly Maintenance of Microfilm Equipment	150	150	150
	Repairs to Equipment and Dispatch Rooms	500	250	250
	Repair Buffer Damaged Walls		640	640
		<u>1,250</u>	<u>2,440</u>	<u>2,440</u>
.291	<u>TRAVEL</u>			
1.	A representative will attend the Northwest Crime Conference to be held in Pacific Northwest in 1970. This conference is for the purpose of gathering information on known criminals operating in the Northwest.	350	300	300
2.	A representative is planned to attend the Northwestern Traffic Institute at Chicago	450	400	400
3.	The Chief will attend the International Chiefs of Police Conference in 1970. He will also attend the Chiefs Conference and Municipal League in Alaska.	500	500	500
		<u>350</u>	<u>300</u>	<u>300</u>
		<u>1,650</u>	<u>1,500</u>	<u>1,500</u>

CITY OF ANCHORAGE

DEPARTMENT	ACCOUNT TITLE	ACCOUNT NUMBER	COMMENTARY	D	PAGE
POLICE	OPERATIONS	1266.1			C-152
			<u>Department Request</u>	<u>Manager Recommended</u>	<u>Council Approved</u>
.292	<u>DUES AND PUBLICATIONS</u>				
	Training and Training Aids	700	700	700	
	Training Lectures and Films Provided by I.A.C.P.	750	750	750	
	Bicycle License Tags	300	300	300	
	Material for Crime Prevention	250	250	250	
	Material for Juvenile Program; Training Keys provided for by I.A.C.P.; and Expenditures for Police Exhibits during Fur Rendezvous	<u>1,500</u> 3,500	<u>1,500</u> 3,500	<u>1,500</u> 3,500	
.311	<u>MATERIAL</u>				
	This account provides for supplying all uniforms for all uniformed personnel, including the Auxiliary Police, for the year	13,600	10,000	10,000	
.314	<u>SMALL TOOLS</u>				
	Component parts for Reloading	4,000	4,000	4,000	
	Service Ammunition, Badges and Guns	<u>1,500</u> 5,500	<u>1,000</u> 5,000	<u>1,000</u> 5,000	
.443	<u>INVESTIGATION</u>				
	This fund provides for expenditure in crime cases, especially narcotics and vice	4,000	3,000	3,000	

DEPARTMENT POLICE	ACCOUNT TITLE OPERATIONS	ACCOUNT NUMBER 1266.1	COMMENTARY	D	PAGE C-153
			<u>Department Request</u>	<u>Manager Recommended</u>	<u>Council Approved</u>
.605 <u>MACHINERY AND EQUIPMENT</u>					
	Reader-Printer Microfilm Machine	400	400	400	
	4 Chairs (Replacements)	300	250	250	
	2 Typewriters (Replacements)	420	420	420	
	3 Stenorette (Replacements)	1,050	1,050	1,050	
	2 File Cabinets, 4 Drawer	200	200	200	
	1 File Cabinet, 7 Drawer	150	150	150	
	Dark Room Equipment	800	800	800	
	1 Radar Machine	1,500	1,500	1,500	
	1 Polygraph Machine (Replacement)	1,500	1,500	1,500	
	3 Radios (Replacements)	2,730	2,730	2,730	
	3 Sirens (Replacements)	700	700	700	
	2 Small Radios	600	300	300	
		<u>10,350</u>	<u>10,000</u>	<u>10,000</u>	
	Radio Equipment for Communication Room if Bond Issue Failed to Pass	<u>3,700</u>	<u>-0-</u>	<u>-0-</u>	
	Adjusted Total	14,050	10,000	10,000	

CITY OF ANCHORAGE

DEPARTMENT	ACCOUNT TITLE	ACCOUNT NUMBER	COMMENTARY	D	PAGE
POLICE	OPERATIONS	1266.1			C-154

PART ONE CRIMES REPORTED JANUARY THRU JUNE 1967, 1968, 1969

During the first six months of 1969, Anchorage experienced a decrease in Part One crimes reported of 1.5 tenths of one per cent over the same period in 1968. This compares with a 30 per cent increase for the first six months of 1968 over 1967.

The following is a listing of all Part One crimes and traffic accidents investigated for the first six months of 1967, 1968, and 1969.

	<u>1967</u>	<u>1968</u>	<u>1969</u>	<u>'69 over '68</u> <u>% Change</u>
Murder	1	3	4	+ 33
Manslaughter	0	0	2	+ 200
Rape	12	13	23	+ 77
Robbery	26	41	48	+ 17
Aggravated Assault	33	44	56	+ 27
*Assault & Battery	92	108	142	+ 31
Burglary	248	354	368	+ 4
Larceny	880	1,142	1,054	- 8
Auto Theft	<u>189</u>	<u>227</u>	<u>232</u>	<u>+ 2</u>
Total	1,481	1,932	1,929	- .15
Average Per Cent Increase				+ 39
Traffic Accidents Investigated	1,178	1,190	1,409	+ 18

* Not Part One Offense

ANCHORAGE POLICE DEPARTMENT - YEARLY SUMMARY 1968

PAGE
C-155

Crime in the City of Anchorage increased 17% over 1967. This figure is based on major crimes only (Murder, Rape, Robbery, Aggravated Assault, Larceny \$50 in Value and Over, and Auto Theft). This also represents a startling increase of 196% since 1960.

Murder experienced the greatest increase of 600%. This is based on only one murder in 1967 and seven in 1968. Robbery follows next with an increase of 70%. Following in order of increase: Auto Theft +23%, Burglary +20%, Larceny \$50 in Value and Over + 17%, Aggravated Assault +12%.

The total calls and requests for service declined a slight 1/2 of 1 percent. Total part one crimes reported increased 19%.

The Narcotics and Dangerous Drug problem has required more extensive investigation, due to an increase of 121% over 1967. The department investigated 201 cases in 1968, up from 91 cases in 1967.

Adult arrests decreased 10% from 4,773 to 4,327, while juvenile arrests increased 38% from 730 to 1,011.

There were 3% more accidents investigated in 1968 for a total of 2,627.

Property loss by value was up 31% in 1968, with \$349,829 in property stolen. In addition, 415 autos were stolen. Of the above amount stolen, \$63,493 was recovered or 18%. The number of vehicles officially recovered was 349.

The national rate of two police officers per 1,000 population has not changed. Anchorage rate is 1.8 including meter enforcement personnel or 1.7 per 1,000 excluding them.

The City Jail activity increased from 23,607 man days in 1967 to 25,883 in 1968 for an increase of 9%. The Prison Farm activity decreased 6% from 11,887 man days in 1967 to 11,132 in 1968.

The following charts represent comparisons locally and nationally:

ANCHORAGE POLICE DEPARTMENT

C-156

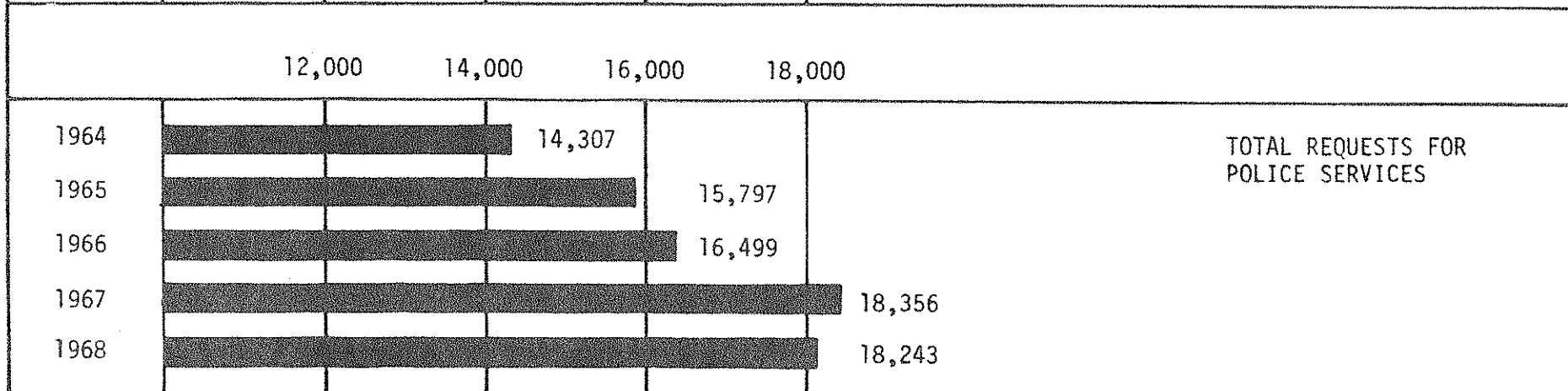

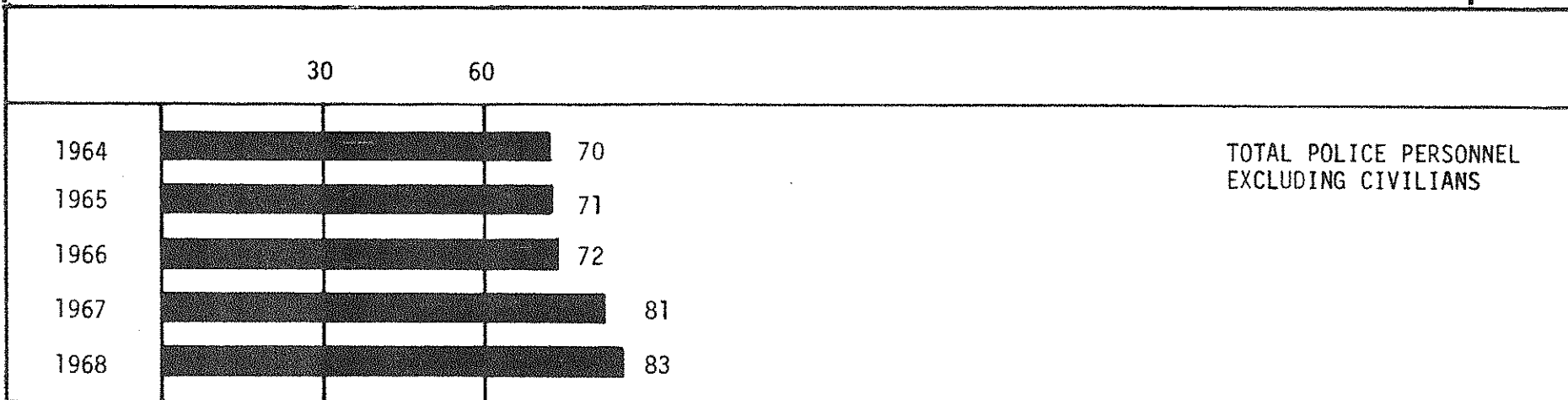
CRIMES CLEARED BY ARREST

ANCHORAGE 1967 & 1968 COMPARED WITH NATIONAL 1967

		NOT CLEARED	CLEARED
MURDER	ANCH. 67		100%
	NATIONAL		88%
	ANCH. 68		86%
MANSLAUGHTER	ANCH. 67		100%
	NATIONAL		82%
	ANCH. 68		100%
FORCIBLE RAPE	ANCH. 67		40%
	NATIONAL		61%
	ANCH. 68		18%
AGG. ASSAULT	ANCH. 67		54%
	NATIONAL		69%
	ANCH. 68		50%
ROBBERY	ANCH. 67		30%
	NATIONAL		30%
	ANCH. 68		23%
BURGLARY	ANCH. 67		17%
	NATIONAL		20%
	ANCH. 68		17%
LARCENY \$50 & OVER	ANCH. 67		7%
	NATIONAL		18%
	ANCH. 68		5%
AUTO THEFT	ANCH. 67		17%
	NATIONAL		20%
	ANCH. 68		11%
TOTAL INDEX CRIMES	ANCH. 67		15.6%
	NATIONAL		22.4%
	ANCH. 68		13.3%

POLICE DEPARTMENT

FIVE YEAR COMPARISON CHART



ANCHORAGE POLICE DEPARTMENT
 CRIME RATE YEARLY COMPARISON - PART ONE INDEX CRIMES ONLY
 Percent Increase or Decrease Compared Locally with Cities of Like Size and National Average

	0	+10%	+20%	+30%	+40%
<u>1964</u>					
LOCAL			+14%		
CITIES OF LIKE SIZE			+17%		
NATIONAL			+13%		
<u>1965</u>					
LOCAL					+47%
CITIES OF LIKE SIZE		+7%			
NATIONAL		+5%			
<u>1966</u>					
LOCAL		+12%			
CITIES OF LIKE SIZE		+12%			
NATIONAL		+11%			
<u>1967</u>					
LOCAL	-2%				
CITIES OF LIKE SIZE		+15%			
NATIONAL		+16%			
<u>1968</u>					
LOCAL		+17%			
CITIES OF LIKE SIZE		+21%			
NATIONAL		+19%			

January - September only

January - September only

DEPARTMENT	ACCOUNT TITLE	ACCOUNT NUMBER	SUMMARY	A	PAGE
POLICE	PRISONERS	1266.2			C-159

ACCOUNT SUMMARY

EXPENDITURE CLASSIFICATION	1966 ACTUAL	1967 ACTUAL	1968 ACTUAL	1969 REVISED BUDGET	1970		
					REQUEST	RECOMMEND	APPROVED
Personal Services	92,065	103,792	117,908	132,390	134,290	131,610	131,610
Contractual	5,750	5,143	36,792	69,240	74,120	112,830	106,270
Supplies	20,800	21,241	25,188	27,200	29,200	29,200	29,200
Other Costs							
Capital Outlay	1,300	1,338	5,570	3,450	3,050	15,050	15,050
	119,915	131,514	185,458	232,280	240,660	288,690	282,130
Less Interfund Charges	(15,000)	(31,357)	()	()	()	()	()
TOTAL	104,915	100,157	185,458	232,280	240,660	288,690	282,130

SERVICE COMPARISON

1969 activity level at 1970 prices would cost.....	\$ 8,375
Improved quality or increased quantity of service will cost.....	\$
Total.....	\$ 8,375

PROGRAM OUTLINE

The main function of the Service Division is the care and custody of prisoners sentenced by the City Court system to serve sentences for offenses committed in violation of City ordinances.

The City has a contract with the State of Alaska for the detention of adult females. The records for 1968 reflect that the reimbursement for housing the adult females was \$17,332. The reimbursement for the first seven months of 1969 reflects the sum of \$11,564. Based on this computation, the City should receive approximately \$19,824 in 1970 if the State continues the contract with the City for detaining the State females.

PROGRAM HIGHLIGHTS

No additional program -- will maintain present programs.

CITY OF ANCHORAGE

DEPARTMENT		ACCOUNT TITLE		ACCOUNT NUMBER		DETAIL		B	PAGE
POLICE		PRISONERS		1266.2					C-160
CODE NO.	EXPENDITURE CLASSIFICATION	1968	1969	1970					
		ACTUAL	REVISED BUDGET	REQUEST	RECOMMEND	APPROVED			
	<u>PERSONAL SERVICES</u>								
110	Salaries	117,908	132,390	134,290	131,610	131,610			
	Total	117,908	132,390	134,290	131,610	131,610			
	<u>CONTRACTUAL</u>								
221	Duplicating				340	340			
222	Contracted Labor and Equipment	3,315	4,000	4,000	4,000	4,000			
241	Telephone, Telegraph, Switchboard	8	300	300	300	300			
253	Liability & Workmen's Compensation		1,340	1,280	1,280	1,280			
254	Retirement Plans		16,400	20,480	20,480	20,480			
255	Life Insurance	9,967	420	280	280	280			
256	Medical Insurance		280	390	390	390			
257	Social Security		4,870	4,870	4,870	4,870			
259	School & Training		460	500	500	500			
271	City Owned Vehicles or Equipment	3,297	3,150	4,000	4,000	4,000			
272	Vehicles & Equipment Not City Owned		4,800	4,800	3,600	3,600			
274	Space Rental-City Building	18,684	31,720	31,720	56,490	54,930			
281	Repairs & Maintenance	1,521	1,500	1,500	16,300	11,300			
	Total	36,792	69,240	74,120	112,830	106,270			
	<u>SUPPLIES</u>								
311	Materials	24,343	25,000	27,000	27,000	27,000			
312	Janitorial Supplies	71	500	500	500	500			
313	Office Supplies, Postage	91	700	700	700	700			
314	Small Tools	683	1,000	1,000	1,000	1,000			
	Total	25,188	27,200	29,200	29,200	29,200			
	<u>CAPITAL</u>								
603	Improvements				10,500	10,500			
605	Machinery & Equipment	5,570	3,450	3,050	4,550	4,550			
	Total	5,570	3,450	3,050	15,050	15,050			
	Total Operating Budget	185,458	232,280	240,660	288,690	282,130			

DEPARTMENT		ACCOUNT TITLE		ACCOUNT NUMBER		PERSONNEL		C	PAGE
POLICE		PRISONERS		1266.2					C-161
CLASSIFICATION	RANGE AND STEP	SALARY RATE	EMPLOYEES CURRENT *BUDGET	1970					
				* REQUEST	* RECOMMEND	* APPROVED			
Police Sergeant	26	902-1098	1	1	11,040	1	11,040	1	11,040
Warden	23	802-976	1	1	12,298	1	12,298	1	12,298
Jailer	21	742-902	6	6	62,606	6	62,606	6	62,606
Matron	19	684-834	5	5	43,623	5	43,623	5	43,623
			13	13	129,567	13	129,567	13	129,567
8 Holidays - Authorized For Above Personnel					4,725		4,725		4,725
						13	134,292	13	134,292
Less 2% Salary Savings							(2,686)		(2,686)
TOTAL			13	13	134,292	13	131,606	13	131,606

* This column used for number of employees in each class.

COMMENTARY

CITY OF ANCHORAGE

DEPARTMENT	ACCOUNT TITLE	ACCOUNT NUMBER	COMMENTARY	D	PAGE	
POLICE	PRISONERS	1266.2			C-162	
				<u>Department Request</u>	<u>Manager Recommended</u>	<u>Council Approved</u>
.222	<u>CONTRACTED SERVICES</u>					
	This account covers the cost of physician employed by the City to care for inmates in the City Jail and at the Honor Farm while serving sentences. Cost of this service:			4,000	4,000	4,000
.259	<u>TRAINING</u>					
	Cost of training of Jail employees			500	500	500
.271	<u>VEHICLE RENTAL</u>					
	This account covers the cost of operating the Honor Farm vehicles			4,000	4,000	4,000
.272	<u>TRAILER RENTAL</u>					
	This account provides for the expenditure of two house trailers for the employees at the Honor Farm .			4,800	3,600	3,600
.274	<u>SPACE RENTAL - CITY BUILDINGS</u>					
	Prisoners - Safety Buildings				52,170	50,610
	Prisoners - Honor Farm				4,320	4,320
					<u>56,490</u>	<u>54,930</u>

CITY OF ANCHORAGE

DEPARTMENT	ACCOUNT TITLE	ACCOUNT NUMBER	COMMENTARY	D	PAGE
POLICE	PRISONERS	1266.2			C-163

	<u>Department Request</u>	<u>Manager Recommended</u>	<u>Council Approved</u>
<u>.281 REPAIR AND MAINTENANCE</u>			
Miscellaneous Repairs	1,500	1,500	
Share of re-roofing Safety Building		3,030	
Paint and Material - Honor Farm		400	
New Electrical Lock Hardware - 4 doors		1,040	
Paint and Miscellaneous Material		900	
Tile 850 Sq. Ft. Concrete Floor		700	
Install Air Vent in Jail Office		520	
Remove Old Boiler Shed from Exercise Yard		970	
Install two 34-1/2 x 22-1/2 one-way Glass & Wiring in Office		290	
Install one 23-1/4 x 31-1/4 one-way Glass & Wiring in Office		160	
One Commercial Type Vacuum Cleaner		400	
One 21" Floor Buffing Machine		400	
Install Shelving & Tables in Laundry Room		510	
Repair Tile in Shower Room		260	
Repair Torganol Floor		270	
Install Partition in Locker Room		350	
450 Greenhouse Flats for Plants		1,150	
Install Sidewalk on West Side of Building and Apron at Door Entrances		1,970	
One Commercial Type Vacuum Cleaner		400	
Potato Storage Bins		990	
32' Extension Ladder		60	
10' Step Ladder		20	
6" Step Ladder		10	
		<u>16,300</u>	<u>11,300</u>
<u>.311 MATERIAL</u>			
This account covers the cost of food, clothing, chemicals, fertilizer and medical expense. This account is increased \$2,000 to cover the cost of increased cost of material	27,000	27,000	27,000

CITY OF ANCHORAGE

DEPARTMENT	ACCOUNT TITLE	ACCOUNT NUMBER	COMMENTARY	D	PAGE
POLICE	PRISONERS	1266.2			C-164

.314 SMALL TOOLS

This account covers the expenditure on small tools and equipment, replacing bedding, garden equipment, irrigation equipment and supplies.

Department Request Manager Recommended Council Approved

1,000 1,000 1,000

.605 MACHINERY AND EQUIPMENT

Replace Dishwasher in City Jail
 Mattress Replacement at Honor Farm
 Soil Mixing Machine
 Replace Kitchen Equipment
 Replace Typewriter
 Additional Cooling Units for Cold Storage

1,700 1,700 1,700
 500 500 500
 200 200 200
 500 500 500
 150 150 150
 1,500 1,500 1,500
3,050 4,550 4,550

CITY OF ANCHORAGE

DEPARTMENT POLICE	ACCOUNT TITLE PRISONERS	ACCOUNT NUMBER 1266.2	COMMENTARY	D	PAGE C-165
----------------------	----------------------------	--------------------------	------------	---	---------------

MAN DAYS AND MEALS - CITY JAIL AND HONOR FARM

<u>1968</u>	<u>Jail</u>		<u>Farm</u>	
	<u>Man Days</u>	<u>Meals Served</u>	<u>Man Days</u>	<u>Meals Served</u>
Total	25,883	60,346	10,132	33,385
Average Per Month	2,157	5,029	844	2,782

Total Man Days - Jail and Farm - 36,015
 Total Meals - Jail and Farm - 93,731

<u>1969</u>	<u>Jail</u>		<u>Farm</u>	
	<u>Man Days</u>	<u>Meals Served</u>	<u>Man Days</u>	<u>Meals Served</u>
January thru July				
Total	15,453	36,337	5,744	17,190
Average Per Month	2,208	5,191	821	2,456

Total Man Days - Jail and Farm - 21,197
 Total Meals - Jail and Farm - 53,527

	<u>1968</u>	<u>1969</u>	<u>Per Cent Change</u>
Average Man Days Per Month - Jail	2,157	2,208	+ 2.3%
Average Meals Per Month - Jail	5,029	5,191	
Average Man Days Per Month - Farm	844	821	- 2.7%
Average Meals Per Month - Farm	2,782	2,456	
Average Man Days Per Month - Jail and Farm	3,001	3,029	+ .9%
Average Meals Per Month - Jail and Farm	7,811	7,647	