

2025 Capital Improvement Budget Parks & Recreation Department

(in thousands)

Projects	Bonds	State	Federal	Other	Total
Centennial Campground Improvements	500	-	-	-	500
Chester Creek Sports Complex Park	100	-	-	-	100
East Delaney Park and Facility Improvements	250	-	-	-	250
Eastchester Park	300	-	-	-	300
Facility Safety Upgrades Annual Program	200	-	-	-	200
Fairview Recreation Center Improvements	250	-	-	-	250
Fish Creek Trail to the Ocean	1,300	-	-	-	1,300
Goose Lake Park Improvements	400	-	-	-	400
Kincaid Park	150	-	-	-	150
Midtown Park Chalet	400	-	-	-	400
Multi-Use Trails and Access Annual Program	200	-	-	-	200
Nunaka Valley Park Improvements	300	-	-	-	300
Peratrovich Park Upgrades	200	-	-	-	200
Sand Lake Dock	150	-	-	-	150
Sitka Street Park Trail Rehabilitation and Connectivity	100	-	-	-	100
Town Square Park Development	2,900	-	-	-	2,900
Total	7,700	-	-	-	7,700

2025 - 2030 Capital Improvement Program Parks & Recreation Department

(in thousands)

Projects	Year	Bonds	State	Federal	Other	Total
Facilities						
Centennial Campground Improvements	2025	500	-	-	-	500
	2027	300	-	-	-	300
	2030	200	-	-	-	200
		1,000	-	-	-	1,000
East Delaney Park and Facility Improvements	2025	250	-	-	-	250
	2027	600	-	-	-	600
	2030	300	-	-	-	300
		1,150	-	-	-	1,150
Facility Safety Upgrades Annual Program	2025	200	-	-	-	200
	2026	100	-	-	-	100
	2027	100	-	-	-	100
	2028	200	-	-	-	200
	2029	200	-	-	-	200
	2030	200	-	-	-	200
		1,000	-	-	-	1,000
Fairview Recreation Center Improvements	2025	250	-	-	-	250
	2026	300	-	-	-	300
	2029	500	-	-	-	500
		1,050	-	-	-	1,050
Spenard Recreation Center Improvements	2027	200	-	-	-	200
	2028	300	-	-	-	300
	2029	200	-	-	-	200
		700	-	-	-	700
P&R - Anchorage Parks						
Athletic Field Safety Improvements	2026	200	-	-	-	200
	2028	200	-	-	-	200
	2030	200	-	-	-	200
		600	-	-	-	600
Castle Heights Playground	2027	200	-	-	-	200
Cheney Lake Park	2028	400	-	-	-	400
	2029	400	-	-	-	400
		800	-	-	-	800
Chester Creek Sports Complex Park	2025	100	-	-	-	100

2025 - 2030 Capital Improvement Program Parks & Recreation Department

(in thousands)

Projects	Year	Bonds	State	Federal	Other	Total
Chester Creek Sports Complex Park	2026	200	-	-	-	200
	2027	200	-	-	-	200
	2028	800	-	-	-	800
	2029	600	-	-	-	600
	2030	500	-	-	-	500
		2,400	-	-	-	2,400
Cope Street Park Improvements	2026	200	-	-	-	200
Didlika Park	2030	200	-	-	-	200
Eastchester Park	2025	300	-	-	-	300
Far North Bicentennial Park	2026	210	-	-	-	210
	2027	500	-	-	-	500
	2028	500	-	-	-	500
		1,210	-	-	-	1,210
Forsythe Park	2029	250	-	-	-	250
Goose Lake Park Improvements	2025	400	-	-	-	400
	2026	500	-	-	-	500
	2027	600	-	-	-	600
		1,500	-	-	-	1,500
Hamilton Park Trail and Playground Renovation	2026	150	-	-	-	150
Ira Walker Park Improvements	2026	200	-	-	-	200
Johns Park	2028	250	-	-	-	250
Kincaid Park	2025	150	-	-	-	150
	2027	500	-	-	-	500
	2029	500	-	-	-	500
	2030	500	-	-	-	500
		1,650	-	-	-	1,650
Lyn Ary Park	2026	450	-	-	-	450
Margaret E. Sullivan Park	2029	500	-	-	-	500
	2030	700	-	-	-	700
		1,200	-	-	-	1,200
Midtown Park Chalet	2025	400	-	-	-	400
Northwood Park Improvements	2026	200	-	-	-	200
	2028	200	-	-	-	200
		400	-	-	-	400
Nunaka Valley Park Improvements	2025	300	-	-	-	300

2025 - 2030 Capital Improvement Program Parks & Recreation Department

(in thousands)

Projects	Year	Bonds	State	Federal	Other	Total
Nunaka Valley Park Improvements	2028	300	-	-	-	300
		600	-	-	-	600
Peratrovich Park Upgrades	2025	200	-	-	-	200
Playground Development - Inclusive	2028	200	-	-	-	200
	2029	200	-	-	-	200
	2030	200	-	-	-	200
		600	-	-	-	600
Potter Marsh Watershed Park	2028	100	-	-	-	100
	2029	300	-	-	-	300
	2030	200	-	-	-	200
		600	-	-	-	600
Russian Jack Springs Park Safety and ADA Improvements	2026	350	-	-	-	350
	2027	450	-	-	-	450
	2028	300	-	-	-	300
		1,100	-	-	-	1,100
Ruth Arcand Park	2027	150	-	-	-	150
Sand Lake Dock	2025	150	-	-	-	150
Sitka Street Park Improvements	2029	200	-	-	-	200
Taku Lake Park	2026	400	-	-	-	400
Town Square Park Development	2025	2,900	-	-	-	2,900
Whisper Faith Kovach Park	2029	200	-	-	-	200
Wilson Street Park Improvements	2030	200	-	-	-	200
Winchester Park Improvements	2029	150	-	-	-	150
P&R - Anchorage Trails						
Campbell Creek Trail Crossing at Lake Otis	2027	1,000	-	-	-	1,000
	2028	500	-	-	-	500
		1,500	-	-	-	1,500
Campbell Creek Trail Rehabilitation and Way Finding	2026	300	-	-	-	300
	2028	300	-	-	-	300
		600	-	-	-	600
Fish Creek Trail to the Ocean	2025	1,300	-	-	-	1,300
	2026	500	-	-	-	500
		1,800	-	-	-	1,800

2025 - 2030 Capital Improvement Program Parks & Recreation Department

(in thousands)

Projects	Year	Bonds	State	Federal	Other	Total
Multi-Use Trails and Access Annual Program	2025	200	-	-	-	200
	2026	400	-	-	-	400
	2027	200	-	-	-	200
	2028	200	-	-	-	200
	2029	500	-	-	-	500
	2030	500	-	-	-	500
			2,000	-	-	-
Sitka Street Park Trail Rehabilitation and Connectivity	2025	100	-	-	-	100
	2026	300	-	-	-	300
	2029	100	-	-	-	100
	2030	800	-	-	-	800
			1,300	-	-	-
Total		31,910	-	-	-	31,910

Athletic Field Safety Improvements

Project ID PR2017015 **Department** Parks & Recreation
Project Type Improvement **Start Date** June 2023
District Assembly: Areawide **End Date** December 2030

Community Council Areawide

Description

Areawide upgrades of athletic fields for improved safety and maintenance. Parks & Recreation is working with user groups to identify improvements to athletic fields and supporting infrastructure.

Comments

The operations and maintenance (O&M) costs for out years will be assigned when the funding year approaches and the amount to operate and maintain the improvements can be more accurately assessed.



Version 2025 Approved

		2025	2026	2027	2028	2029	2030	Total
Revenue Sources	Fund							
Bond Sale Proceeds	461100 - Anch Bowl Parks & Rec SA CIP Bond	-	200	-	200	-	200	600
Total (in thousands)		-	200	-	200	-	200	600
O & M Costs								
Transfer To Other Funds		-	10	-	10	-	10	30
Total (in thousands)		-	10	-	10	-	10	30

Campbell Creek Trail Crossing at Lake Otis

Project ID	PR2024021	Department	Parks & Recreation
Project Type	Improvement	Start Date	January 2019
District	Assembly: Areawide	End Date	December 2028
Community Council	Areawide		

Description

This project intends to design and construct an elevated bike/pedestrian bridge over Lake Otis Blvd to connect the east and west portions of the Campbell Creek Trail. The Campbell Creek Trail consists of an east and west trail which is separated by Lake Otis Blvd. Pedestrians and cyclists are required to travel a half mile to the south to access a tunnel under Lake Otis Blvd. An overpass would provide for a more direct connection and eliminate safety concerns associated with trail users cutting directly across traffic.

Comments

A design alternatives study was completed in 2019 to evaluate potential options and rough order of magnitude costs estimates. This project was recently nominated as an Anchorage Metropolitan Area Transportation Solutions (AMATS) non-motorized project. Preliminary design will begin in 2023. Note the total project funds will require a 9.03% local match, and the remainder will be matched through AMATS.

The operations and maintenance (O&M) costs are the anticipated amount to operate and maintain the improvements.

Version 2025 Approved

		2025	2026	2027	2028	2029	2030	Total
Revenue Sources	Fund							
Bond Sale Proceeds	461100 - Anch Bowl Parks & Rec SA CIP Bond	-	-	1,000	500	-	-	1,500
Total (in thousands)		-	-	1,000	500	-	-	1,500
O & M Costs								
Transfer To Other Funds		-	-	50	25	-	-	75
Total (in thousands)		-	-	50	25	-	-	75

Campbell Creek Trail Rehabilitation and Way Finding

Project ID PR2017004 **Department** Parks & Recreation
Project Type Rehabilitation **Start Date** June 2020
District Assembly: Section 4, Midtown, Seats F & G, Assembly: Section 6, South, Seats J & K **End Date** December 2028
Community Council Campbell Park

Description

The Campbell Creek Trail is one of five major multi-use trails maintained by Anchorage Parks & Recreation. Funding will be used as part of a multi-year effort to resurface the trail with new asphalt, improve drainage, install new wayfinding, and replace aging bridges.

Comments

The operations and maintenance (O&M) costs for out years will be assigned when the funding year approaches and the amount to operate and maintain the improvements can be more accurately assessed.



Version 2025 Approved

		2025	2026	2027	2028	2029	2030	Total
Revenue Sources	Fund							
Bond Sale Proceeds	461100 - Anch Bowl Parks & Rec SA CIP Bond	-	300	-	300	-	-	600
Total (in thousands)		-	300	-	300	-	-	600
O & M Costs								
Transfer To Other Funds		-	15	-	15	-	-	30
Total (in thousands)		-	15	-	15	-	-	30

Castle Heights Playground

Project ID PR2024012 **Department** Parks & Recreation
Project Type Improvement **Start Date** May 2025
District Assembly: Section 5, East, Seats H & I **End Date** December 2028

Community Council University Area

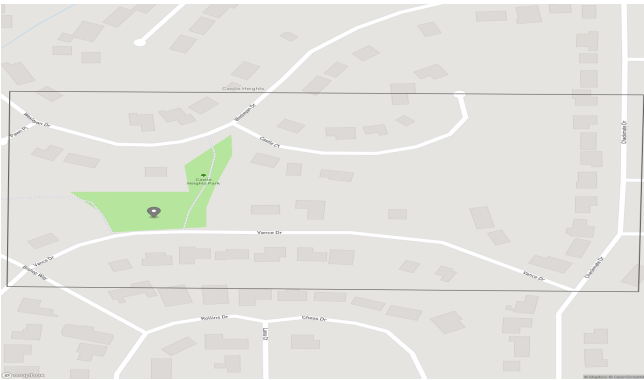
Description

Castle Heights Park is a neighborhood park located between Vance and Wesleyan Drives and contains limited and aging playground and picnic area, poor drainage, and an orientation that shades the playground area. Castle Heights Park is connected to the Chester Campbell Connector via walkway which provides convenient access to residents, visitors and staff from the Alaska Native Medical Center, schools, and campers at Alaska Pacific University.

Comments

Currently in a Challenge Grant for 2024 for Survey work. Neighbors and Parks & Recreation staff have conducted a site visit to discuss possible enhancements to the park including new play equipment, relocation of equipment, lighting, wayfinding, grading and drainage improvements, additional and refreshed pathways, benches, and other gathering spaces.

The operations and maintenance (O&M) costs are the anticipated amount to operate and maintain the improvements.



Version 2025 Approved

		2025	2026	2027	2028	2029	2030	Total
Revenue Sources Fund								
Bond Sale Proceeds	461100 - Anch Bowl Parks & Rec SA CIP Bond	-	-	200	-	-	-	200
Total (in thousands)		-	-	200	-	-	-	200
O & M Costs								
Transfer To Other Funds		-	-	10	-	-	-	10
Total (in thousands)		-	-	10	-	-	-	10

Centennial Campground Improvements

Project ID PR2019016 **Department** Parks & Recreation
Project Type Improvement **Start Date** June 2023
District Assembly: Section 5, East, Seats H & I **End Date** December 2030
Community Council Northeast

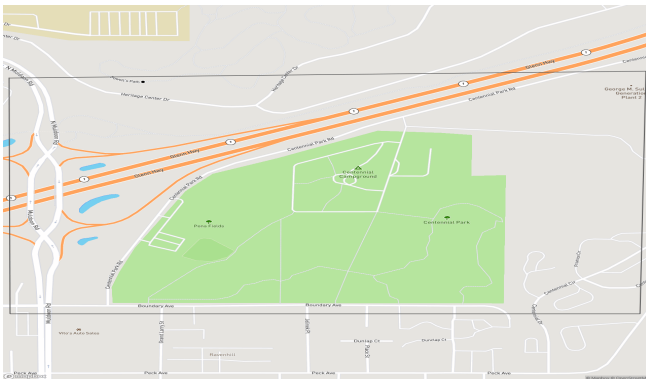
Description

Centennial Campground is located in Northeast Anchorage and is a popular destination for visitors to Alaska and the Anchorage area. In 2012, Parks & Recreation Department worked with the northeast community to complete a campground improvement plan. The plan identifies upgrades to help meet the needs of modern RV and tent campers. Many of the items were completed during the 2013 construction season; however, upgrades to the bathroom buildings, will require additional funding to complete. The aging restroom facilities are currently difficult to maintain and a challenge to keep in service. Funds will be used to replace dilapidated and out of date restroom facilities.

Comments

Since 2012, the department has upgraded campground facilities including the installation of Wi-Fi, electrical hook-ups to more campsites, and landscape and safety improvements. Additional funding will be used to construct new restroom facilities.

The operations and maintenance (O&M) costs for out years will be assigned when the funding year approaches and the amount to operate and maintain the improvements can be more accurately assessed.



Version 2025 Approved

		2025	2026	2027	2028	2029	2030	Total
Revenue Sources	Fund							
Bond Sale Proceeds	461100 - Anch Bowl Parks & Rec SA CIP Bond	500	-	300	-	-	200	1,000
Total (in thousands)		500	-	300	-	-	200	1,000
O & M Costs								
Transfer To Other Funds		25	-	15	-	-	15	55
Total (in thousands)		25	-	15	-	-	15	55

Cheney Lake Park

Project ID PR2022007 **Department** Parks & Recreation
Project Type Upgrade **Start Date** May 2026
District Assembly: Section 5, East, Seats H & I **End Date** December 2029
Community Council Northeast

Description

Cheney Lake Park is a popular East Anchorage park with year-round opportunities for recreation. Funding will be used to upgrade the playground, trails and facilities in the area. Funds might also be used in the adjacent Chester Valley Park along Chester Creek.

Comments

The operations and maintenance (O&M) costs for out years will be assigned when the funding year approaches and the amount to operate and maintain the improvements can be more accurately assessed.



Version 2025 Approved

		2025	2026	2027	2028	2029	2030	Total
Revenue Sources	Fund							
Bond Sale Proceeds	461100 - Anch Bowl Parks & Rec SA CIP Bond	-	-	-	400	400	-	800
Total (in thousands)		-	-	-	400	400	-	800

Chester Creek Sports Complex Park

Project ID PR2019012 **Department** Parks & Recreation
Project Type Upgrade **Start Date** June 2020
District Assembly: Section 1, Downtown, Seat B & L **End Date** December 2030
Community Council Fairview

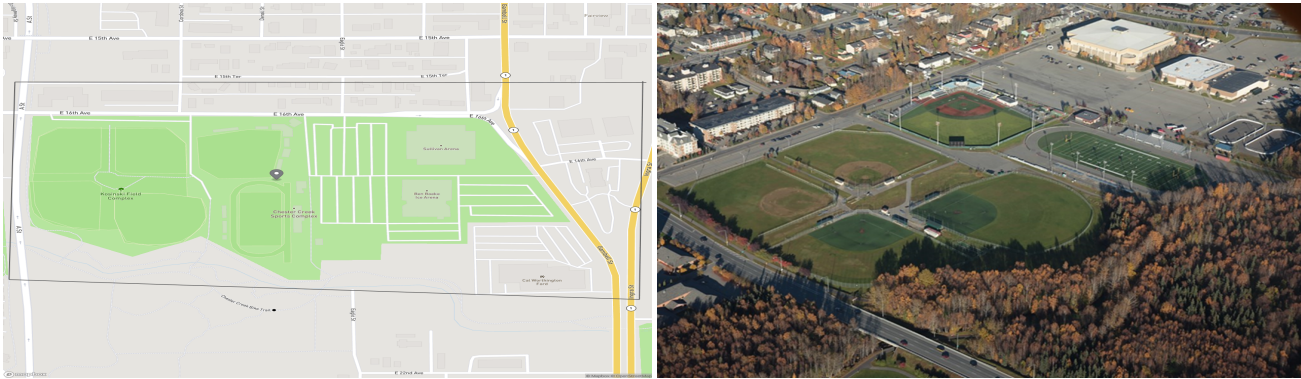
Description

The last Master Plan for the Chester Creek Sports Complex (CCSC) was approved in 2006 and mostly focused on providing a "background and preliminary findings in support of a new, updated CCSC Master Plan. The update was initiated and sponsored by the Municipality of Anchorage and University of Alaska Anchorage (UAA) out of their strong desire to solve existing problems, deal with outdated facilities, and transform the CCSC into a source of community pride." Since 2006, additional public process and stakeholder engagement led to a Major Site Plan review at the Urban Design Commission, approved in 2015, that focused on a proposed layout for parking expansion, new circulation, and a renovated Mulcahy Stadium. The Master Plan is coming up on its 20- year update and will not only engage community members and stakeholders in a discussion of existing facilities, but also include a visioning of the entire park boundary.

Comments

Funding will be used for public process, design and implementation of priorities as described by the master plan.

The operations and maintenance (O&M) costs for out years will be assigned when the funding year approaches and the amount to operate and maintain the improvements can be more accurately assessed.



Version 2025 Approved

		2025	2026	2027	2028	2029	2030	Total
Revenue Sources	Fund							
Bond Sale Proceeds	461100 - Anch Bowl Parks & Rec SA CIP Bond	100	200	200	800	600	500	2,400
Total (in thousands)		100	200	200	800	600	500	2,400
O & M Costs								
Transfer To Other Funds		5	10	25	40	30	25	135
Total (in thousands)		5	10	25	40	30	25	135

Cope Street Park Improvements

Project ID PR2024013 **Department** Parks & Recreation
Project Type Improvement **Start Date** January 2026
District Assembly: Section 1, Downtown, Seat B & L **End Date** December 2026
Community Council Spenard

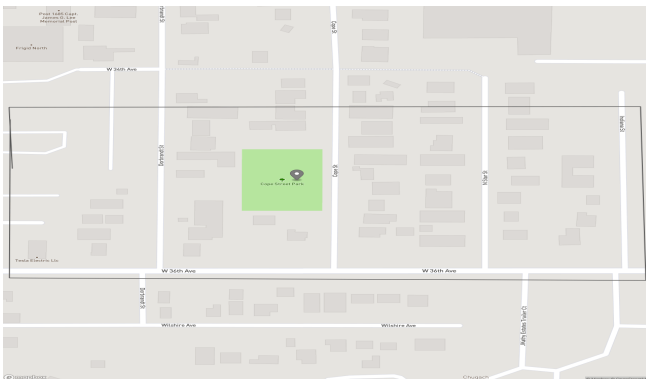
Description

Cope Street Park is an important neighborhood park playground for the Spenard neighborhood. The playground and safety surfacing need upgrading to be compliant with industry-wide Americans with Disabilities Act accessibility and safety standards. Funds will be used to repair the playground and safety surfacing and fix neighborhood park amenities.

Comments

Park Maintenance performs monthly safety inspections and repairs the park assets as necessary.

The operations and maintenance (O&M) costs are the anticipated amount to operate and maintain the improvements.



Version 2025 Approved

		2025	2026	2027	2028	2029	2030	Total
Revenue Sources	Fund							
Bond Sale Proceeds	461100 - Anch Bowl Parks & Rec SA CIP Bond	-	200	-	-	-	-	200
Total (in thousands)		-	200	-	-	-	-	200
O & M Costs								
Transfer To Other Funds		-	10	-	-	-	-	10
Total (in thousands)		-	10	-	-	-	-	10

Didlika Park

Project ID PR2024003 **Department** Parks & Recreation
Project Type Rehabilitation **Start Date** May 2029
District Assembly: Section 3, West, Seats D & E **End Date** December 2030
Community Council Turnagain

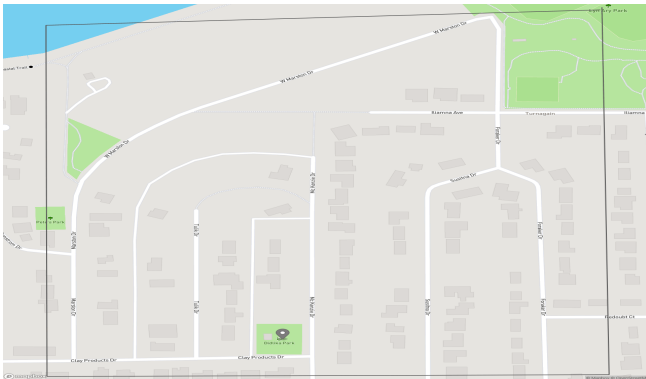
Description

Didlika is a small neighborhood park located in the Turnagain area of west Anchorage. Playground equipment and safety surfacing is no longer in compliance with current industry safety standards. Funding will be used to upgrade aging amenities, play equipment, and safety surfacing.

Comments

Didlika Park is an important neighborhood park playground for the Turnagain and Spenard neighborhoods. The playground and safety surfacing need to be compliant with current industry-wide safety standards. Park Maintenance performs monthly safety inspections and repairs at the playground as necessary.

The operations and maintenance (O&M) costs are the anticipated amount to operate and maintain the improvements.



Version 2025 Approved

		2025	2026	2027	2028	2029	2030	Total
Revenue Sources	Fund							
Bond Sale Proceeds	461100 - Anch Bowl Parks & Rec SA CIP Bond	-	-	-	-	-	200	200
Total (in thousands)		-	-	-	-	-	200	200
O & M Costs								
Transfer To Other Funds		-	-	-	-	-	10	10
Total (in thousands)		-	-	-	-	-	10	10

East Delaney Park and Facility Improvements

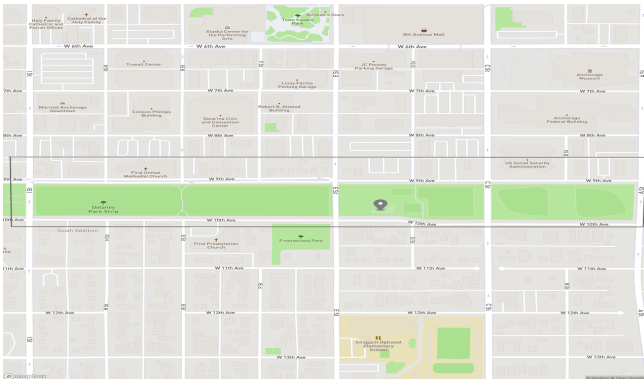
Project ID PR2022005 **Department** Parks & Recreation
Project Type Improvement **Start Date** May 2025
District Assembly: Section 1, Downtown, Seat B & L **End Date** December 2030
Community Council South Addition

Description

Funds are needed to maintain Delaney Park as a vibrant public space serving all of Anchorage. Aging facilities along with wear and tear from major events and sports have resulted in the need for additional investment to maintain Delaney Park as the premier destination for major events and celebrations. This funding will make repairs to turf, upgrade electrical systems, improve walking areas/pathways and plazas, landscape, amenities, hockey rink rehabilitation and athletic facilities. This funding may also be used to renovate subgrade and surfacing of tennis courts and for redevelopment of the "Pete's Gym" area.

Comments

The operations and maintenance (O&M) costs for out years will be assigned when the funding year approaches and the amount to operate and maintain the improvements can be more accurately assessed.



Version 2025 Approved

		2025	2026	2027	2028	2029	2030	Total
Revenue Sources Fund								
Bond Sale Proceeds	461100 - Anch Bowl Parks & Rec SA CIP Bond	250	-	600	-	-	300	1,150
Total (in thousands)		250	-	600	-	-	300	1,150
O & M Costs								
Transfer To Other Funds		13	-	30	-	-	15	58
Total (in thousands)		13	-	30	-	-	15	58

Eastchester Park

Project ID	PR2020004	Department	Parks & Recreation
Project Type	Rehabilitation	Start Date	June 2023
District	Assembly: Section 4, Midtown, Seats F & G	End Date	December 2026
Community Council	Fairview		

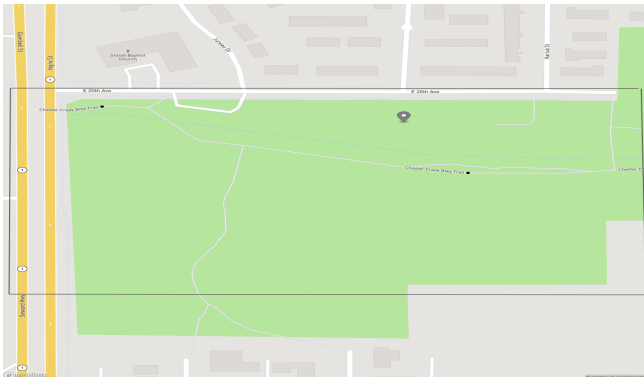
Description

Eastchester Park is located in the Fairview and Rogers Park neighborhoods along the Lanie Fleischer Chester Creek Trail. The Parks & Recreation Department is currently leading a community master planning effort to identify and prioritize future improvements at the park. Funding will be used to implement priorities identified through the master planning process.

Comments

The Eastchester Park Master Plan is set for completion by December 31, 2024, will outline the community’s priorities for the park.

The operations and maintenance (O&M) costs for out years will be assigned when the funding year approaches and the amount to operate and maintain the improvements can be more accurately assessed.



Version 2025 Approved

		2025	2026	2027	2028	2029	2030	Total
Revenue Sources	Fund							
Bond Sale Proceeds	461100 - Anch Bowl Parks & Rec SA CIP Bond	300	-	-	-	-	-	300
Total (in thousands)		300	-	-	-	-	-	300
O & M Costs								
Transfer To Other Funds		15	-	-	-	-	-	15
Total (in thousands)		15	-	-	-	-	-	15

Facility Safety Upgrades Annual Program

Project ID PR2018007 **Department** Parks & Recreation
Project Type Upgrade **Start Date** June 2020
District Assembly: Areawide **End Date** December 2030
Community Council Areawide

Description

Parks & Recreation facilities are aging and need funding for upgrades to continue operating safely for the public. Funding will likely be used to upgrade electrical, Heating Ventilation Air Conditioning/plumbing systems, roof repair and replacement, mitigate issues with water damage and flooding, repair or replace aging infrastructure, and meet current Americans with Disabilities Act (ADA) accessibility standards and code compliance.

Comments

The operations and maintenance (O&M) costs for out years will be assigned when the funding year approaches and the amount to operate and maintain the improvements can be more accurately assessed.

Version 2025 Approved

		2025	2026	2027	2028	2029	2030	Total
Revenue Sources	Fund							
Bond Sale Proceeds	461100 - Anch Bowl Parks & Rec SA CIP Bond	200	100	100	200	200	200	1,000
Total (in thousands)		200	100	100	200	200	200	1,000
O & M Costs								
Transfer To Other Funds		10	5	5	10	10	10	50
Total (in thousands)		10	5	5	10	10	10	50

Fairview Recreation Center Improvements

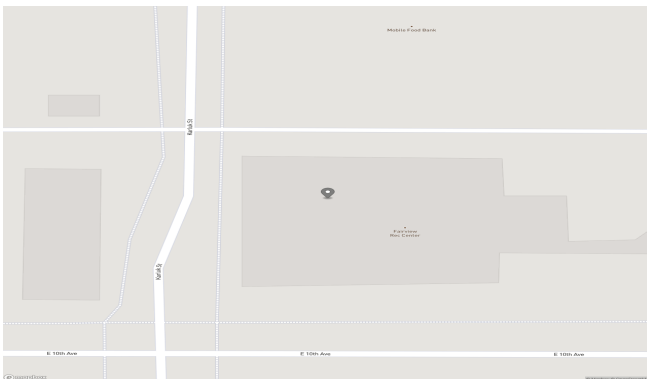
Project ID PR2022002 **Department** Parks & Recreation
Project Type Improvement **Start Date** May 2024
District Assembly: Section 1, Downtown, Seat B & L **End Date** December 2029
Community Council Fairview

Description

The Fairview Recreation Center is an important recreation facility and community center that provides programs and resources that serve both the neighborhood and the broader Anchorage community. Built in the 1970s, the facility is aging and new improvements are needed to ensure that the facility can continue to serve Anchorage into the future. In 2023, the Parks & Recreation Department completed a Strategic Plan for the Recreation Center outlining the priorities for facility upgrades and new investments.

Comments

The operations and maintenance (O&M) costs are the anticipated amount to operate and maintain the improvements.



Version 2025 Approved

		2025	2026	2027	2028	2029	2030	Total
Revenue Sources	Fund							
Bond Sale Proceeds	461100 - Anch Bowl Parks & Rec SA CIP Bond	250	300	-	-	500	-	1,050
Total (in thousands)		250	300	-	-	500	-	1,050
O & M Costs								
Transfer To Other Funds		13	15	-	-	25	-	53
Total (in thousands)		13	15	-	-	25	-	53

Far North Bicentennial Park

Project ID PR2020009 **Department** Parks & Recreation
Project Type Improvement **Start Date** June 2023
District Assembly: Section 5, East, Seats H & I **End Date** October 2028
Community Council Basher

Description

Far North Bicentennial Park is Anchorage’s largest municipal park and supports year-round trail recreation for a wide range of park users. Funding will be used to replace bridges, upgrade trails, and provide other amenities such as lighting and wayfinding. In 2023, the Parks & Recreation Department replaced three bridges on the Tour of Anchorage Trail in partnership with the Federal Highway Administration (FHWA) through the Federal Lands Access Program grant. Funding in 2025 will be used as local match for the next phase of the bridge replacement project with funding in subsequent years for additional trail and facility improvement projects.

Comments

The operations and maintenance (O&M) costs for out years will be assigned when the funding year approaches and the amount to operate and maintain the improvements can be more accurately assessed.



Version 2025 Approved

		2025	2026	2027	2028	2029	2030	Total
Revenue Sources	Fund							
Bond Sale Proceeds	461100 - Anch Bowl Parks & Rec SA CIP Bond	-	210	500	500	-	-	1,210
Total (in thousands)		-	210	500	500	-	-	1,210
O & M Costs								
Transfer To Other Funds		-	10	25	25	-	-	60
Total (in thousands)		-	10	25	25	-	-	60

Fish Creek Trail to the Ocean

Project ID PR2020002 **Department** Parks & Recreation
Project Type Rehabilitation **Start Date** June 2020
District Assembly: Section 3, West, Seats D & E **End Date** December 2026
Community Council Spenard

Description

The Fish Creek Trail to the Ocean, also known as the Fish Creek Trail Extension, project provides a new non-motorized trail connection from the Fish Creek Trail at Northern Lights Boulevard to the Tony Knowles Coastal Trail. Parks & Recreation, in partnership with Anchorage Metropolitan Transportation Solutions (AMATS), is planning, designing, and constructing this new connection. Funding will be used as a 9.03% local match to the Department of Transportation’s federal share.

Comments

The operations and maintenance (O&M) costs are the anticipated amount to operate and maintain the improvements and, for out years, will be assigned when the funding year approaches and the amount to operate and maintain the improvements can be more accurately assessed.



Version 2025 Approved

		2025	2026	2027	2028	2029	2030	Total
Revenue Sources	Fund							
Bond Sale Proceeds	461100 - Anch Bowl Parks & Rec SA CIP Bond	1,300	500	-	-	-	-	1,800
Total (in thousands)		1,300	500	-	-	-	-	1,800
O & M Costs								
Transfer To Other Funds		65	25	-	-	-	-	90
Total (in thousands)		65	25	-	-	-	-	90

Forsythe Park

Project ID PR2024015 **Department** Parks & Recreation
Project Type Improvement **Start Date**
District Assembly: Section 6, South, Seats J & K **End Date**
Community Council Hillside

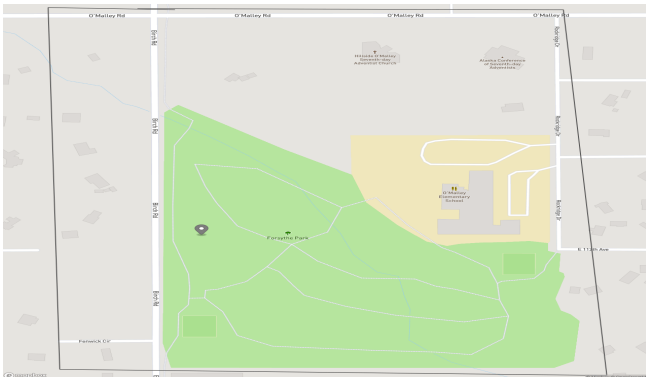
Description

Forsythe Park Improvements will center on improvements to the playground, asphalt recreational courts, and trail system in the park. Additional public process is needed to prioritize and implement these improvements.

Comments

The project needs to be evaluated by Parks & Recreation staff, who maintain the park, and any other applicable stakeholders.

The operations and maintenance (O&M) costs are the anticipated amount to operate and maintain the improvements.



Version 2025 Approved

		2025	2026	2027	2028	2029	2030	Total
Revenue Sources	Fund							
Bond Sale Proceeds	461100 - Anch Bowl Parks & Rec SA CIP Bond	-	-	-	-	250	-	250
Total (in thousands)		-	-	-	-	250	-	250
O & M Costs								
Transfer To Other Funds		-	-	-	-	13	-	13
Total (in thousands)		-	-	-	-	13	-	13

Goose Lake Park Improvements

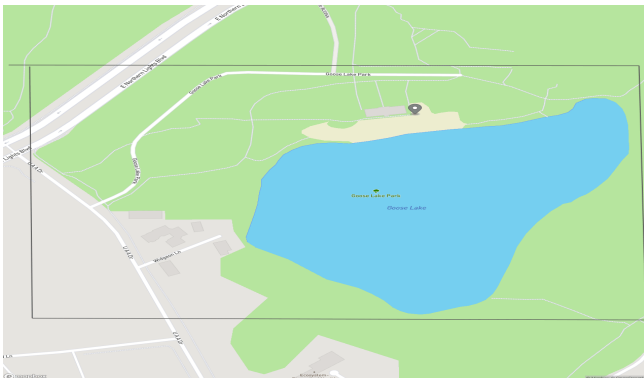
Project ID PR2022006 **Department** Parks & Recreation
Project Type Improvement **Start Date** May 2025
District Assembly: Section 5, East, Seats H & I **End Date** December 2028
Community Council University Area

Description

Goose Lake Park is one of Anchorage’s oldest and most popular summer recreation destinations. However, structural damage following the 2018 earthquake has rendered the bathhouse unusable to the public. The Parks & Recreation Department will work with the community to identify and prioritize future upgrades and park improvement projects. These improvements will most likely include investing the existing facilities in the park including the beach, playground, recreational areas, parking lot, and trails.

Comments

The operations and maintenance (O&M) costs for out years will be assigned when the funding year approaches and the amount to operate and maintain the improvements can be more accurately assessed.



Version 2025 Approved

		2025	2026	2027	2028	2029	2030	Total
Revenue Sources Fund								
Bond Sale Proceeds	461100 - Anch Bowl Parks & Rec SA CIP Bond	400	500	600	-	-	-	1,500
Total (in thousands)		400	500	600	-	-	-	1,500
O & M Costs								
Transfer To Other Funds		20	25	30	-	-	-	75
Total (in thousands)		20	25	30	-	-	-	75

Hamilton Park Trail and Playground Renovation

Project ID PR2019006 **Department** Parks & Recreation
Project Type Renovation **Start Date** June 2019
District Assembly: Section 6, South, Seats J & K **End Date** December 2026

Community Council Old Seward/Oceanview

Description

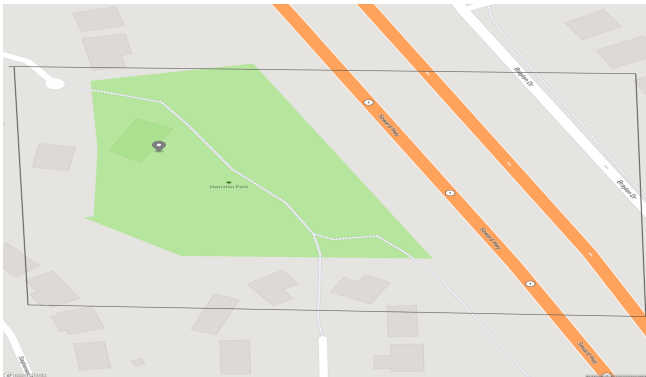
Hamilton Park is an important playground for the Old Seward-Oceanview neighborhoods in need of repair. The paved pathway and basketball court need resurfacing.

Comments

A new playground was completed in 2019 for this community based on prioritization from a community advisory group. there was not enough funding to complete the other requests which included upgrades to the pathways and basketball court at the park.

Ranked as the #1 Parks & Recreation Department priority of the Old Seward/Oceanview Community Council for 2019.

The operations and maintenance (O&M) costs are the anticipated amount to operate and maintain the improvements.



Version 2025 Approved

		2025	2026	2027	2028	2029	2030	Total
Revenue Sources	Fund							
Bond Sale Proceeds	461100 - Anch Bowl Parks & Rec SA CIP Bond	-	150	-	-	-	-	150
Total (in thousands)		-	150	-	-	-	-	150
O & M Costs								
Transfer To Other Funds		-	8	-	-	-	-	8
Total (in thousands)		-	8	-	-	-	-	8

Ira Walker Park Improvements

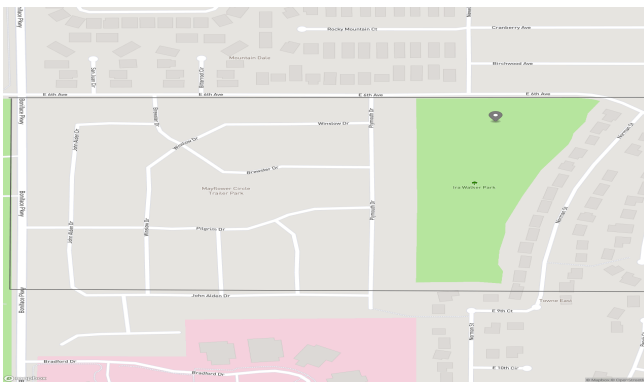
Project ID PR2024016 **Department** Parks & Recreation
Project Type Improvement **Start Date**
District Assembly: Section 1, Downtown, Seat B & L **End Date**
Community Council Northeast

Description

Ira Walker Park improvements will center on updating the play area, addressing any drainage issues and improvements relating to safety.

Comments

The operations and maintenance (O&M) costs are the anticipated amount to operate and maintain the improvements.



Version 2025 Approved

		2025	2026	2027	2028	2029	2030	Total
Revenue Sources	Fund							
Bond Sale Proceeds	461100 - Anch Bowl Parks & Rec SA CIP Bond	-	200	-	-	-	-	200
Total (in thousands)		-	200	-	-	-	-	200
<hr/>								
O & M Costs								
Transfer To Other Funds		-	10	-	-	-	-	10
Total (in thousands)		-	10	-	-	-	-	10

Johns Park

Project ID PR2024004 **Department** Parks & Recreation
Project Type Improvement **Start Date** May 2028
District Assembly: Section 6, South, Seats J & K **End Date** December 2028
Community Council Old Seward/Oceanview

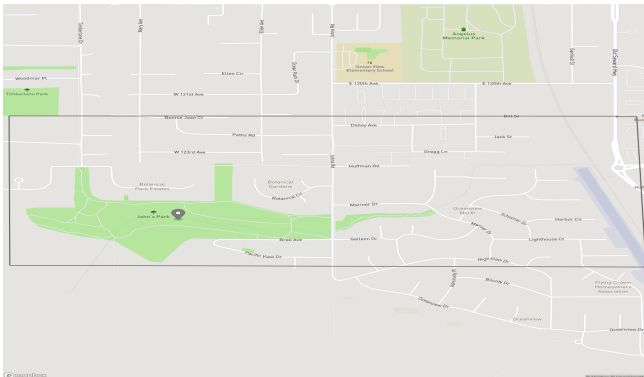
Description

Johns Park is an important neighborhood park and playground for the South Anchorage community. The playground and safety surfacing need upgrading to be compliant with industry-wide Americans with Disabilities Act (ADA) accessibility and safety standards. Funds will be used to repair the playground, safety surfacing, and neighborhood park amenities.

Comments

Park Maintenance performs monthly safety inspections and repairs the playground as necessary.

The operations and maintenance (O&M) costs are the anticipated amount to operate and maintain the improvements.



Version 2025 Approved

		2025	2026	2027	2028	2029	2030	Total
Revenue Sources	Fund							
Bond Sale Proceeds	461100 - Anch Bowl Parks & Rec SA CIP Bond	-	-	-	250	-	-	250
Total (in thousands)		-	-	-	250	-	-	250
O & M Costs								
Transfer To Other Funds		-	-	-	13	-	-	13
Total (in thousands)		-	-	-	13	-	-	13

Kincaid Park

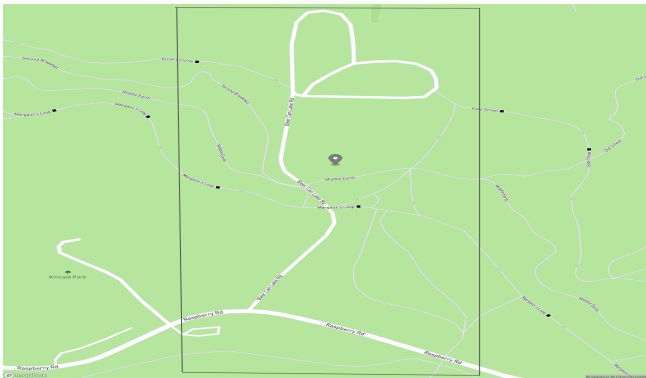
Project ID PR2024005 **Department** Parks & Recreation
Project Type Improvement **Start Date** May 2028
District Assembly: Section 3, West, Seats D & E **End Date** December 2030
Community Council Sand Lake

Description

Kincaid Park features world class cross-country ski trails, single track mountain biking trails, a large soccer complex, archery range, biathlon range, motocross track, disc golf course, and chalet. As park visitor numbers continue to grow, and funding for upgrades is needed to maintain this park as a premier recreation destination. An update to the Kincaid Park Master Plan is needed to help understand modern day community priorities for this park.

Comments

The operations and maintenance (O&M) costs are the anticipated amount to operate and maintain the improvements.



Version 2025 Approved

		2025	2026	2027	2028	2029	2030	Total
Revenue Sources	Fund							
Bond Sale Proceeds	461100 - Anch Bowl Parks & Rec SA CIP Bond	150	-	500	-	500	500	1,650
Total (in thousands)		150	-	500	-	500	500	1,650
O & M Costs								
Transfer To Other Funds		8	-	25	-	25	25	83
Total (in thousands)		8	-	25	-	25	25	83

Lyn Ary Park

Project ID PR2024002 **Department** Parks & Recreation
Project Type Rehabilitation **Start Date** June 2028
District Assembly: Section 3, West, Seats D & E **End Date** December 2028
Community Council Turnagain

Description

Lyn Ary Park is an important community use park within the Turnagain Community Council. The Parks & Recreation Department will work with the community to identify and prioritize improvements in this well loved park. Anticipated improvements include circulation improvements, amenity upgrades, and playground updates.

Comments

Park Maintenance performs monthly safety inspections and repairs the park assets as necessary. 2009 Master Plan completed.

The operations and maintenance (O&M) costs are the anticipated amount to operate and maintain the improvements.



Version 2025 Approved

		2025	2026	2027	2028	2029	2030	Total
Revenue Sources Fund								
Bond Sale Proceeds	461100 - Anch Bowl Parks & Rec SA CIP Bond	-	450	-	-	-	-	450
Total (in thousands)		-	450	-	-	-	-	450
O & M Costs								
Transfer To Other Funds		-	23	-	-	-	-	23
Total (in thousands)		-	23	-	-	-	-	23

Margaret E. Sullivan Park

Project ID PR2020008 **Department** Parks & Recreation
Project Type Improvement **Start Date** June 2024
District Assembly: Section 1, Downtown, Seat B & L **End Date** December 2030
Community Council South Addition

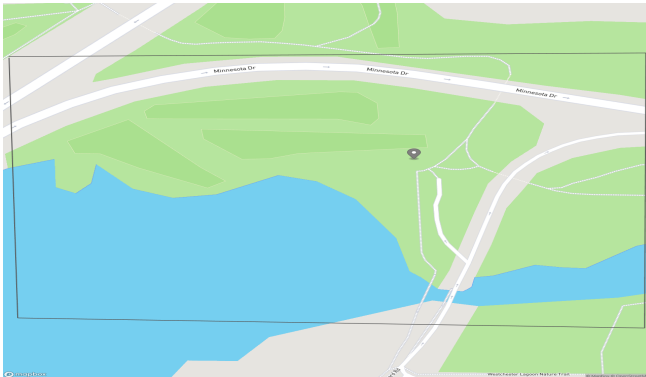
Description

Margaret Eagan Sullivan Park is one of Anchorage's most heavily used parks and is home to Westchester Lagoon. Upgrades to outdoor gathering areas are necessary to accommodate the large number of annual park visitors. Funding will be used to improve heavy use community spaces, trails, parking, and to rehabilitate areas of erosion along the lagoon's shoreline.

Comments

In 2020, the parking lot was re-striped, wayfinding kiosk installed, and port-o-potties relocated. In 2021, an Indigenous Placename post was installed. In 2022, non-native bird cherry trees were replaced with native birch. Additional funds are needed to continue upgrades to this popular park and trail destination.

The operations and maintenance (O&M) costs for out years will be assigned when the funding year approaches and the amount to operate and maintain the improvements can be more accurately assessed.



Version 2025 Approved

		2025	2026	2027	2028	2029	2030	Total
Revenue Sources	Fund							
Bond Sale Proceeds	461100 - Anch Bowl Parks & Rec SA CIP Bond	-	-	-	-	500	700	1,200
Total (in thousands)		-	-	-	-	500	700	1,200
O & M Costs								
Transfer To Other Funds		-	-	-	-	25	35	60
Total (in thousands)		-	-	-	-	25	35	60

Midtown Park Chalet

Project ID PR2025001 **Department** Parks & Recreation
Project Type New **Start Date** January 2025
District Assembly: Section 4, Midtown, Seats F & G **End Date** December 2029

Community Council

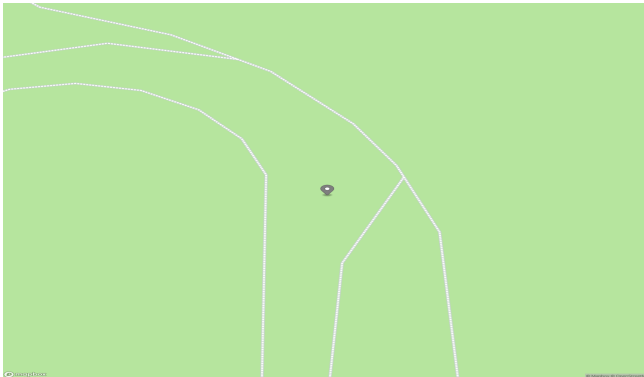
Description

The Midtown Park Chalet will be located in the Cuddy Family Midtown Park, at the northeast corner of the skating oval. The facility will serve as a year-round center for events at the park, which could include weddings in the summer and as a warming house in the winter for skaters.

Comments

The operations and maintenance (O&M) costs for out years will be assigned when the funding year approaches and the amount to operate and maintain the facility can be more accurately assessed.

Note - This project was added to the 2025 CIB / 2025-2030 CIP with an amendment to the S version of AO 2024-93.



Version 2025 Approved

		2025	2026	2027	2028	2029	2030	Total
Revenue Sources	Fund							
Bond Sale Proceeds	461100 - Anch Bowl Parks & Rec SA CIP Bond	400	-	-	-	-	-	400
Total (in thousands)		400	-	-	-	-	-	400

Multi-Use Trails and Access Annual Program

Project ID	APR2015002	Department	Parks & Recreation
Project Type	Upgrade	Start Date	June 2022
District	Assembly: Areawide	End Date	December 2030
Community Council	Areawide		

Description

With over two hundred (200) miles of trails, Anchorage’s expansive trail system connects our neighborhoods to destinations throughout the city. However, many of the thirty bridges along Anchorage’s trail system are over forty (40) years old and many secondary spur trails need rehabilitation and lighting.

Funding will be used to repair or replace aging bridges, rehabilitate trail pavement, and/or add lighting to missing sections of trail.

Comments

The operations and maintenance (O&M) costs for out years will be assigned when the funding year approaches and the amount to operate and maintain the improvements can be more accurately assessed.

Version 2025 Approved

		2025	2026	2027	2028	2029	2030	Total
Revenue Sources	Fund							
Bond Sale Proceeds	461100 - Anch Bowl Parks & Rec SA CIP Bond	200	400	200	200	500	500	2,000
Total (in thousands)		200	400	200	200	500	500	2,000
O & M Costs								
Transfer To Other Funds		10	20	10	10	25	25	100
Total (in thousands)		10	20	10	10	25	25	100

Northwood Park Improvements

Project ID PR2024017 **Department** Parks & Recreation
Project Type Improvement **Start Date**
District Assembly: Section 3, West, Seats D & E **End Date**
Community Council Spenard

Description

Tucked into the Fish Creek Greenbelt of the Spenard Community Council Northwood Park features walking trails, boardwalks, covered picnic areas, and interpretive signage. This funding will be used to rehabilitate the existing boardwalk structure as well as update other areas of the park in conjunction with community input.

Comments

This park has experienced vandalism to the boardwalk and other wooden structures in the park. An extension of the Fish Creek Trail was constructed adjacent to the park in 2018, which has brought more positive foot traffic to the area. However, in recent years this park has experienced vandalism to the boardwalk and other wooden structures in the park.

The operations and maintenance (O&M) costs are the anticipated amount to operate and maintain the improvements.



Version 2025 Approved

		2025	2026	2027	2028	2029	2030	Total
Revenue Sources	Fund							
Bond Sale Proceeds	461100 - Anch Bowl Parks & Rec SA CIP Bond	-	200	-	200	-	-	400
Total (in thousands)		-	200	-	200	-	-	400
O & M Costs								
Transfer To Other Funds		-	10	-	10	-	-	20
Total (in thousands)		-	10	-	10	-	-	20

Nunaka Valley Park Improvements

Project ID PR2024018 **Department** Parks & Recreation
Project Type Improvement **Start Date**
District Assembly: Section 5, East, Seats H & I **End Date**
Community Council Northeast

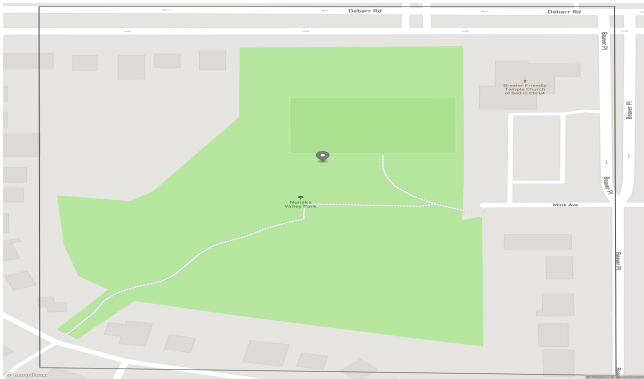
Description

Nunaka Valley Park North: Funds will be used to update existing playground equipment, recreational surfaces, and safety improvements.

Nunaka Valley Park South: Funds will be used to design and construct park improvements to be determined through a planning process. Anticipated improvements include playground equipment, recreation fields, circulation improvements and safety improvements.

Comments

The operations and maintenance (O&M) costs are the anticipated amount to operate and maintain the improvements.



Version 2025 Approved

		2025	2026	2027	2028	2029	2030	Total
Revenue Sources	Fund							
Bond Sale Proceeds	461100 - Anch Bowl Parks & Rec SA CIP Bond	300	-	-	300	-	-	600
Total (in thousands)		300	-	-	300	-	-	600
O & M Costs								
Transfer To Other Funds		15	-	-	15	-	-	30
Total (in thousands)		15	-	-	15	-	-	30

Peratrovich Park Upgrades

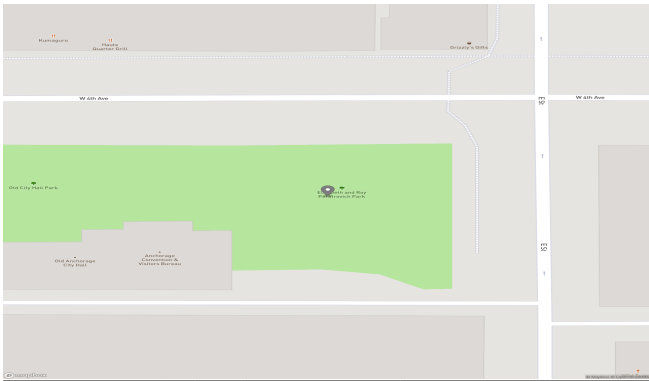
Project ID PR2022003 **Department** Parks & Recreation
Project Type Upgrade **Start Date**
District Assembly: Section 1, Downtown, Seat B & L **End Date**
Community Council Downtown

Description

Anchorage Parks & Recreation is upgrading Peratrovich Park to enhance user experience and transform it into a vibrant downtown destination. A group of downtown stakeholders collaborated with the planning team to identify park issues, assess community needs, and establish design priorities. The planned improvements include upgrading lighting and circulation within the park, better integrating existing facilities, and enhancing the plaza to accommodate year-round activities.

Comments

The operations and maintenance (O&M) cost is the anticipated amount to operate and maintain the improvements.



Version 2025 Approved

		2025	2026	2027	2028	2029	2030	Total
Revenue Sources	Fund							
Bond Sale Proceeds	461100 - Anch Bowl Parks & Rec SA CIP Bond	200	-	-	-	-	-	200
Total (in thousands)		200	-	-	-	-	-	200
O & M Costs								
Transfer To Other Funds		10	-	-	-	-	-	10
Total (in thousands)		10	-	-	-	-	-	10

Playground Development - Inclusive

Project ID PR2017001 **Department** Parks & Recreation
Project Type Renovation **Start Date** June 2020
District Assembly: Areawide **End Date** December 2030
Community Council Areawide

Description

Anchorage Parks & Recreation manages over 80 playgrounds and is a national leader for inclusive play. Funding will be used to renovate neighborhood and community use park playgrounds to provide a more inclusive experience by upgrading play equipment and safety surfacing by removing barriers to access for children and families.

Comments

The operations and maintenance (O&M) costs for out years will be assigned when the funding year approaches and the amount to operate and maintain the improvements can be more accurately assessed.



Version 2025 Approved

		2025	2026	2027	2028	2029	2030	Total
Revenue Sources	Fund							
Bond Sale Proceeds	461100 - Anch Bowl Parks & Rec SA CIP Bond	-	-	-	200	200	200	600
Total (in thousands)		-	-	-	200	200	200	600
O & M Costs								
Transfer To Other Funds		-	-	-	10	10	10	30
Total (in thousands)		-	-	-	10	10	10	30

Potter Marsh Watershed Park

Project ID PR2024019 **Department** Parks & Recreation
Project Type Improvement **Start Date**
District Assembly: Section 6, South, Seats J & K **End Date**
Community Council Rabbit Creek

Description

Great Land Trust (GLT), supported by the Municipality of Anchorage (MOA), is creating a new 300-acre park adjacent to Potter Marsh. The Potter Marsh Watershed Park will be managed by the MOA Parks & Recreation Department and features existing trails, parking, and scenic views of Potter Marsh, the Anchorage Coastal Wildlife Refuge, and Turnagain Arm.

The master planning process will begin once the land is under MOA ownership to identify additional park amenities and infrastructure needs. This project also aims to conserve vital streams and wetlands, protecting the habitat for salmon, migratory birds, and other wildlife.

GLT has secured over \$4 million in funding, including grants from the US Fish and Wildlife Service and the US Forest Service. Following GLT's successful project model, the park's creation aligns with numerous MOA planning documents and reflects strong community partnerships.

Comments

The land acquisition is expected to complete in early 2025, followed by the park master planning process.

The operations and maintenance (O&M) costs are the anticipated amount to operate and maintain the improvements.

Version 2025 Approved

		2025	2026	2027	2028	2029	2030	Total
Revenue Sources	Fund							
Bond Sale Proceeds	461100 - Anch Bowl Parks & Rec SA CIP Bond	-	-	-	100	300	200	600
Total (in thousands)		-	-	-	100	300	200	600
O & M Costs								
Transfer To Other Funds		-	-	-	5	15	10	30
Total (in thousands)		-	-	-	5	15	10	30

Russian Jack Springs Park Safety and ADA Improvements

Project ID PR2019005 **Department** Parks & Recreation
Project Type Improvement **Start Date** June 2023
District Assembly: Section 5, East, Seats H & I **End Date** December 2030
Community Council Russian Jack Park

Description

A master plan for Russian Jack Springs Park was completed in 2022. The master plan identifies community priorities for investment in current and new facilities. Funding will be used to implement the master plan and includes projects such as safety improvements, Americans with Disabilities Act (ADA) access improvements, chalet area upgrades, paved trail rehabilitation and bridge replacement, lighting, as well as new wayfinding, signage, and amenities.

Comments

The operations and maintenance (O&M) costs for out years will be assigned when the funding year approaches and the amount to operate and maintain the improvements can be more accurately assessed.



Version 2025 Approved

		2025	2026	2027	2028	2029	2030	Total
Revenue Sources	Fund							
Bond Sale Proceeds	461100 - Anch Bowl Parks & Rec SA CIP Bond	-	350	450	300	-	-	1,100
Total (in thousands)		-	350	450	300	-	-	1,100
O & M Costs								
Transfer To Other Funds		-	18	23	15	-	-	56
Total (in thousands)		-	18	23	15	-	-	56

Ruth Arcand Park

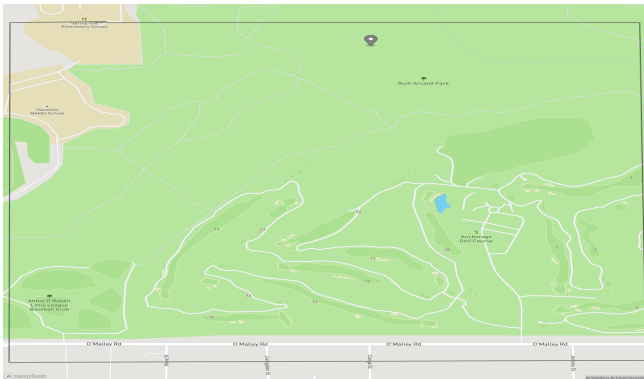
Project ID PR2020007 **Department** Parks & Recreation
Project Type Improvement **Start Date** June 2024
District Assembly: Section 6, South, Seats J & K **End Date** December 2029
Community Council Abbott Loop

Description

Ruth Arcand Park is a large 600-acre park located in southeast Anchorage. The park is home to the Chamberlin Equestrian Center, Anchorage Golf Course, Abbott-O-Rabbit Ballfields, as well as a picnic area and playground. The Parks & Recreation Department will work with user groups and the public to identify and prioritize future improvements.

Comments

The operations and maintenance (O&M) costs for out years will be assigned when the funding year approaches and the amount to operate and maintain the improvements can be more accurately assessed.



Version 2025 Approved

		2025	2026	2027	2028	2029	2030	Total
Revenue Sources	Fund							
Bond Sale Proceeds	461100 - Anch Bowl Parks & Rec SA CIP Bond	-	-	150	-	-	-	150
Total (in thousands)		-	-	150	-	-	-	150
O & M Costs								
Transfer To Other Funds		-	-	8	-	-	-	8
Total (in thousands)		-	-	8	-	-	-	8

Sand Lake Dock

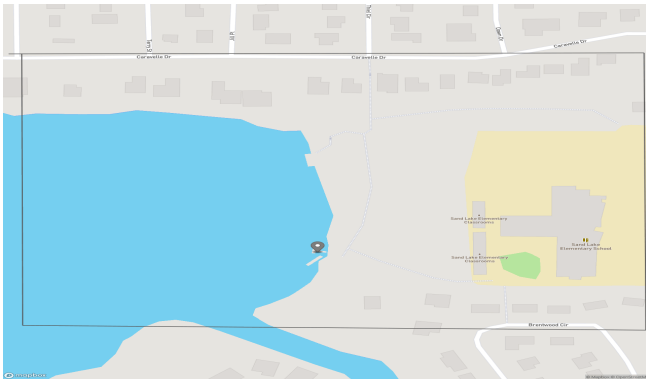
Project ID PR2022004 **Department** Parks & Recreation
Project Type Upgrade **Start Date** May 2024
District Assembly: Section 3, West, Seats D & E **End Date** December 2025
Community Council Sand Lake

Description

The dock at Sand Lake Park is a popular feature with neighborhood families and the rowing club. In recent years, the pathway and abutment to the dock has heaved and the surrounding ground has eroded, making Americans with Disabilities Act (ADA) access to the existing dock difficult. Funding will be used to reconstruct the pathway and dock abutment to create uniform ADA access to support water sports activities for all users.

Comments

The operations and maintenance (O&M) costs for out years will be assigned when the funding year approaches and the amount to operate and maintain the improvements can be more accurately assessed.



Version 2025 Approved

		2025	2026	2027	2028	2029	2030	Total
Revenue Sources	Fund							
Bond Sale Proceeds	461100 - Anch Bowl Parks & Rec SA CIP Bond	150	-	-	-	-	-	150
Total (in thousands)		150	-	-	-	-	-	150
O & M Costs								
Transfer To Other Funds		8	-	-	-	-	-	8
Total (in thousands)		8	-	-	-	-	-	8

Sitka Street Park Improvements

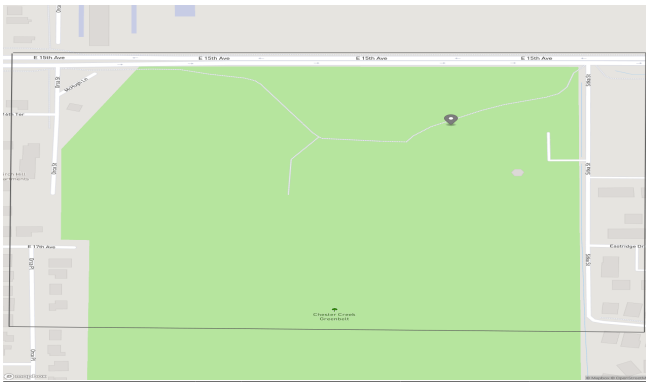
Project ID PR2024006 **Department** Parks & Recreation
Project Type Improvement **Start Date** May 2029
District Assembly: Section 1, Downtown, Seat B & L **End Date** December 2029
Community Council Airport Heights

Description

Sitka Street Park is centrally located between the Airport Heights, Fairview, and Rogers Park neighborhoods. Funding will be utilized to improve amenities in this park such as the parking area, playground, trails, volleyball court, and pavilion.

Comments

The operations and maintenance (O&M) costs are the anticipated amount to operate and maintain the improvements.



Version 2025 Approved

		2025	2026	2027	2028	2029	2030	Total
Revenue Sources	Fund							
Bond Sale Proceeds	461100 - Anch Bowl Parks & Rec SA CIP Bond	-	-	-	-	200	-	200
Total (in thousands)		-	-	-	-	200	-	200
O & M Costs								
Transfer To Other Funds		-	-	-	-	10	-	10
Total (in thousands)		-	-	-	-	10	-	10

Sitka Street Park Trail Rehabilitation and Connectivity

Project ID PR2024024 **Department** Parks & Recreation
Project Type Improvement **Start Date**
District Assembly: Section 1, Downtown, Seat B & L **End Date**
Community Council Airport Heights, Fairview

Description

Sitka Street Park is centrally located between the Airport Heights, Fairview, and Rogers Park neighborhoods. The park currently lacks a direct connection to the Lanie Fleischer Chester Creek Trail, thereby limiting access to the park and connections between neighborhoods. Funding will be used to upgrade existing paved trails and to develop a new trail connection between Sitka Street Park and the Lanie Fleischer Chester Creek Trail

Comments

The operations and maintenance (O&M) costs are the anticipated amount to operate and maintain the improvements.

Potential for FY 25 funding via Anchorage Metropolitan Area Transportation Solutions (AMATS) repave program. Municipality's match would need to be provided at 9%.

Version 2025 Approved

		2025	2026	2027	2028	2029	2030	Total
Revenue Sources	Fund							
Bond Sale Proceeds	461100 - Anch Bowl Parks & Rec SA CIP Bond	100	300	-	-	100	800	1,300
Total (in thousands)		100	300	-	-	100	800	1,300
O & M Costs								
Transfer To Other Funds		5	15	-	-	5	40	65
Total (in thousands)		5	15	-	-	5	40	65

Spenard Recreation Center Improvements

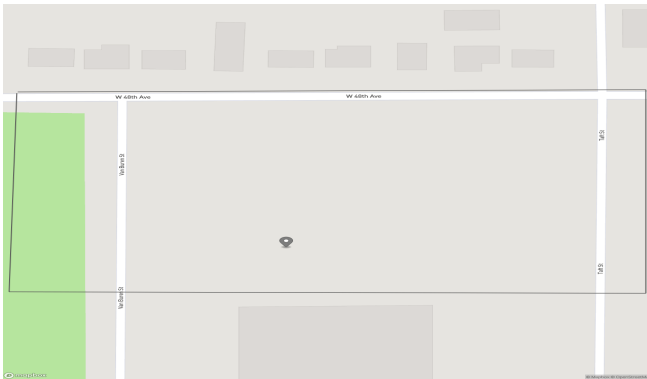
Project ID PR2019015 **Department** Parks & Recreation
Project Type Improvement **Start Date** June 2023
District Assembly: Section 3, West, Seats D & E **End Date** December 2029
Community Council Spenard

Description

The Spenard Recreation Center is an important recreation facility and community center that provides programs and resources that serve both the neighborhood and the broader Anchorage community. Facility upgrades are needed to ensure that the facility can continue to serve Anchorage into the future. The Parks & Recreation Department will develop a Strategic Plan for the Recreation Center outlining the priorities for facility upgrades and new investments.

Comments

The operations and maintenance (O&M) costs for out years will be assigned when the funding year approaches and the amount to operate and maintain the improvements can be more accurately assessed.



Version 2025 Approved

		2025	2026	2027	2028	2029	2030	Total
Revenue Sources	Fund							
Bond Sale Proceeds	461100 - Anch Bowl Parks & Rec SA CIP Bond	-	-	200	300	200	-	700
Total (in thousands)		-	-	200	300	200	-	700
O & M Costs								
Transfer To Other Funds		-	-	10	15	10	-	35
Total (in thousands)		-	-	10	15	10	-	35

Taku Lake Park

Project ID	PR2019019	Department	Parks & Recreation
Project Type	Improvement	Start Date	June 2020
District	Assembly: Section 4, Midtown, Seats F & G	End Date	December 2026
Community Council	Taku/Campbell		

Description

Taku Lake Park is a community use park located along the Campbell Creek Greenbelt. A master plan for the park was adopted in 2018 and construction of the long-anticipated skate park is currently underway and scheduled to open in summer 2024. Funding will be used to develop additional master plan priorities including an inclusive playground, picnic areas, and new amenities.

Comments

The operations and maintenance (O&M) costs for out years will be assigned when the funding year approaches and the amount to operate and maintain the improvements can be more accurately assessed.

Version 2025 Approved

		2025	2026	2027	2028	2029	2030	Total
Revenue Sources	Fund							
Bond Sale Proceeds	461100 - Anch Bowl Parks & Rec SA CIP Bond	-	400	-	-	-	-	400
Total (in thousands)		-	400	-	-	-	-	400
O & M Costs								
Transfer To Other Funds		-	20	-	-	-	-	20
Total (in thousands)		-	20	-	-	-	-	20

Town Square Park Development

Project ID PR2024020 **Department** Parks & Recreation
Project Type Improvement **Start Date**
District Assembly: Section 1, Downtown, Seat B & L **End Date**
Community Council Downtown


Description

In 2017, the Parks & Recreation Department initiated the master planning process for Town Square Park. After two years of public involvement and plan development, the Planning & Zoning Commission approved the Town Square Park Master Plan. This plan outlines a 20-year vision aimed at addressing issues, prioritizing improvements, and identifying strategies to ensure that Town Square Park remains a safe and vibrant public space for everyone. The allocated funds will be used to implement the priorities outlined in the master plan, including upgrading lighting, adding amenities such as play features, a stage, general site amenities, improving irrigation, developing event infrastructure, and revisiting donor recognition infrastructure.

Comments

After years of community outreach and planning, the Town Square Park Master Plan was approved in 2018. Safety and security were highlighted as a priority for investment.

The operations and maintenance (O&M) costs are the anticipated amount to operate and maintain the improvements.



Version 2025 Approved

		2025	2026	2027	2028	2029	2030	Total
Revenue Sources Fund								
Bond Sale Proceeds	461100 - Anch Bowl Parks & Rec SA CIP Bond	2,900	-	-	-	-	-	2,900
Total (in thousands)		2,900	-	-	-	-	-	2,900
O & M Costs								
Transfer To Other Funds		23	-	-	-	-	-	23
Total (in thousands)		23	-	-	-	-	-	23

Whisper Faith Kovach Park

Project ID PR2020005 **Department** Parks & Recreation
Project Type Rehabilitation **Start Date** June 2024
District Assembly: Section 4, Midtown, Seats F & G **End Date** December 2029
Community Council Abbott Loop

Description

Whisper Faith Kovach Park is a popular off-leash dog park area. Funding will be used to upgrade the unpaved parking lot and address areas where drainage improvements are needed.

Comments

The operations and maintenance (O&M) costs for out years will be assigned when the funding year approaches and the amount to operate and maintain the improvements can be more accurately assessed.

Version 2025 Approved

		2025	2026	2027	2028	2029	2030	Total
Revenue Sources	Fund							
Bond Sale Proceeds	461100 - Anch Bowl Parks & Rec SA CIP Bond	-	-	-	-	200	-	200
Total (in thousands)		-	-	-	-	200	-	200
O & M Costs								
Transfer To Other Funds		-	-	-	-	10	-	10
Total (in thousands)		-	-	-	-	10	-	10

Wilson Street Park Improvements

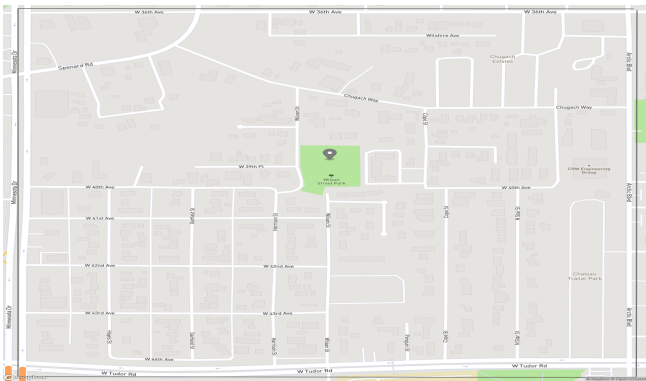
Project ID PR2024022 **Department** Parks & Recreation
Project Type Improvement **Start Date**
District Assembly: Section 4, Midtown, Seats F & G **End Date**
Community Council Spenard

Description

Wilson Street Park is a small neighborhood park located in the Spenard area of west Anchorage. Playground equipment and safety surfacing is no longer in compliance with current industry safety standards. It is anticipated that funding will be used to improve safety in the park, upgrade playground equipment, circulation, and other amenities within the park.

Comments

The operations and maintenance (O&M) costs are the anticipated amount to operate and maintain the improvements.



Version 2025 Approved

		2025	2026	2027	2028	2029	2030	Total
Revenue Sources Fund								
Bond Sale Proceeds	461100 - Anch Bowl Parks & Rec SA CIP Bond	-	-	-	-	-	200	200
Total (in thousands)		-	-	-	-	-	200	200
O & M Costs								
Transfer To Other Funds		-	-	-	-	-	10	10
Total (in thousands)		-	-	-	-	-	10	10

Winchester Park Improvements

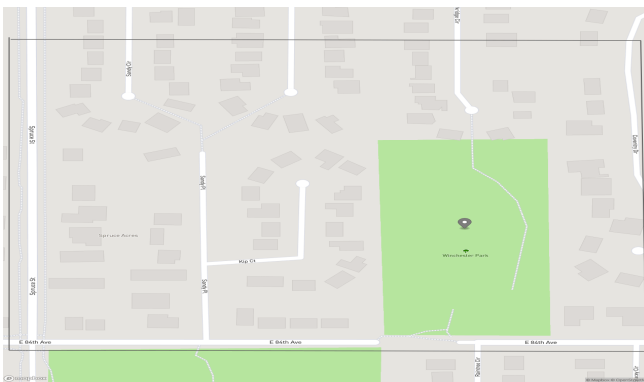
Project ID PR2024023 **Department** Parks & Recreation
Project Type Improvement **Start Date**
District Assembly: Section 4, Midtown, Seats F & G **End Date**
Community Council Abbott Loop

Description

Winchester Park improvements will center on updating the play area, trail improvements, addressing any drainage issues and improvements relating to safety.

Comments

The operations and maintenance (O&M) costs are the anticipated amount to operate and maintain the improvements.



Version 2025 Approved

		2025	2026	2027	2028	2029	2030	Total
Revenue Sources	Fund							
Bond Sale Proceeds	461100 - Anch Bowl Parks & Rec SA CIP Bond	-	-	-	-	150	-	150
Total (in thousands)		-	-	-	-	150	-	150
O & M Costs								
Transfer To Other Funds		-	-	-	-	8	-	8
Total (in thousands)		-	-	-	-	8	-	8