

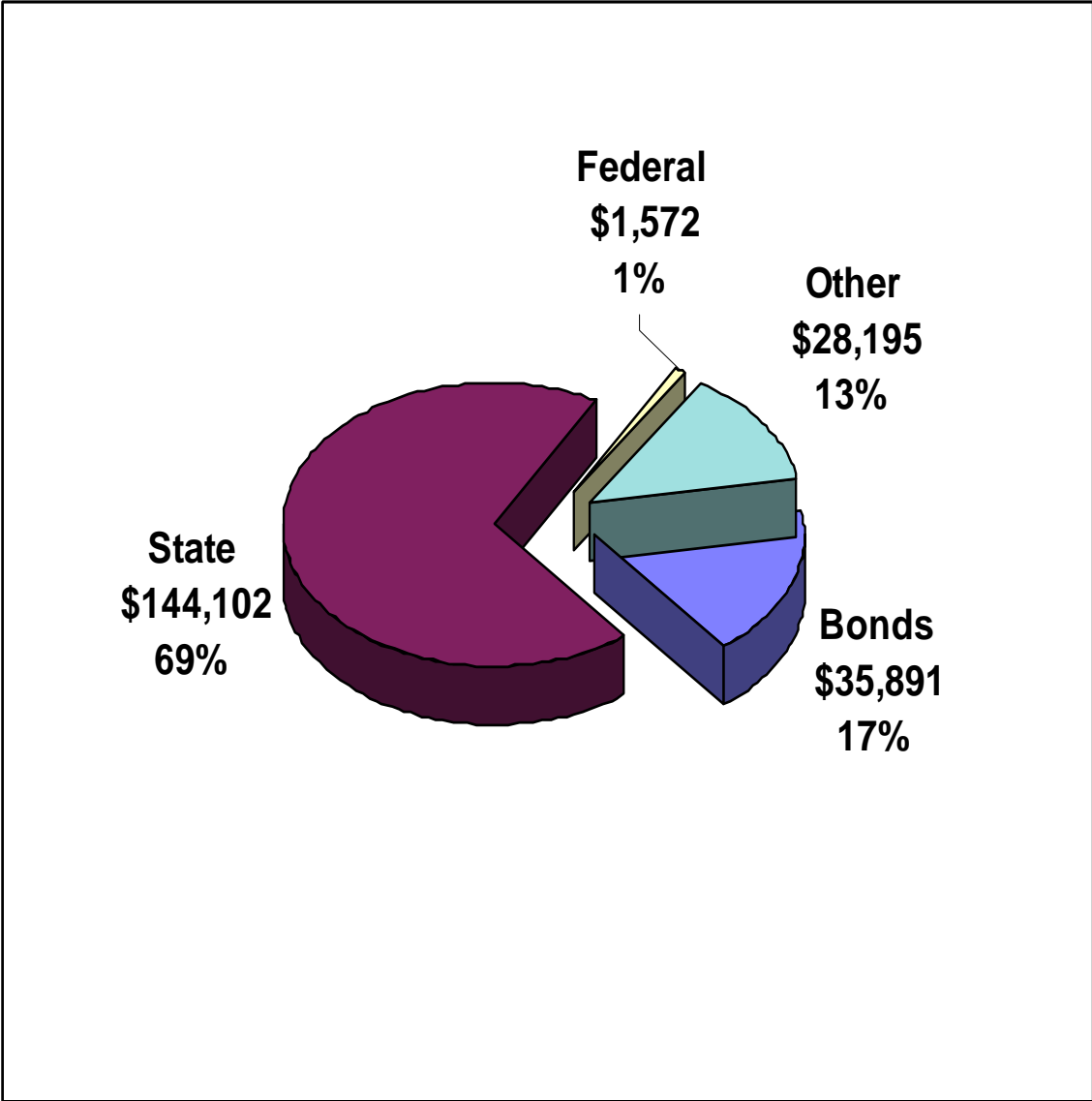
# OVERVIEW

# 2011 Capital Funding Requested

By Funding Source

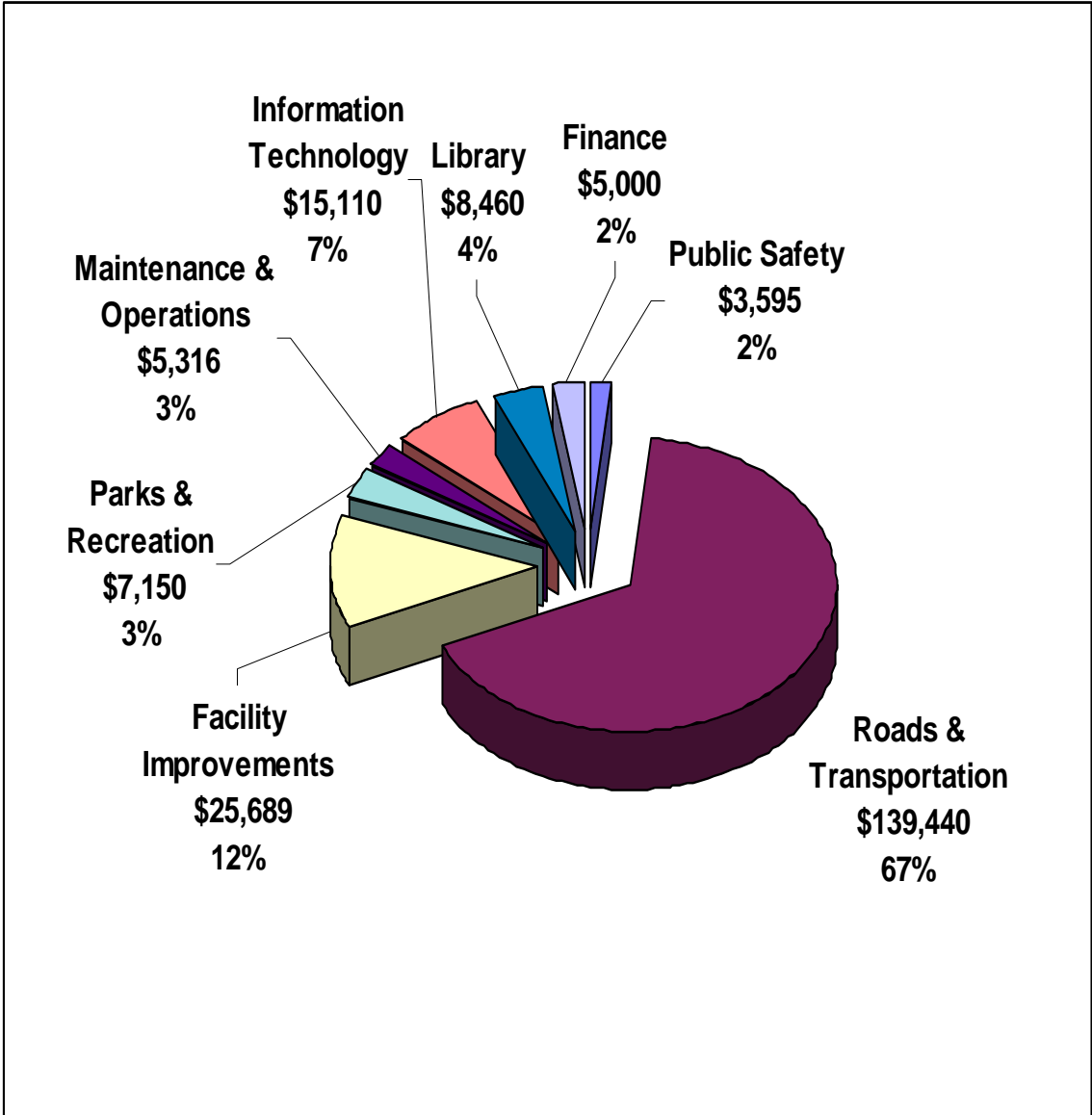
\$209,760,000

(000)'s



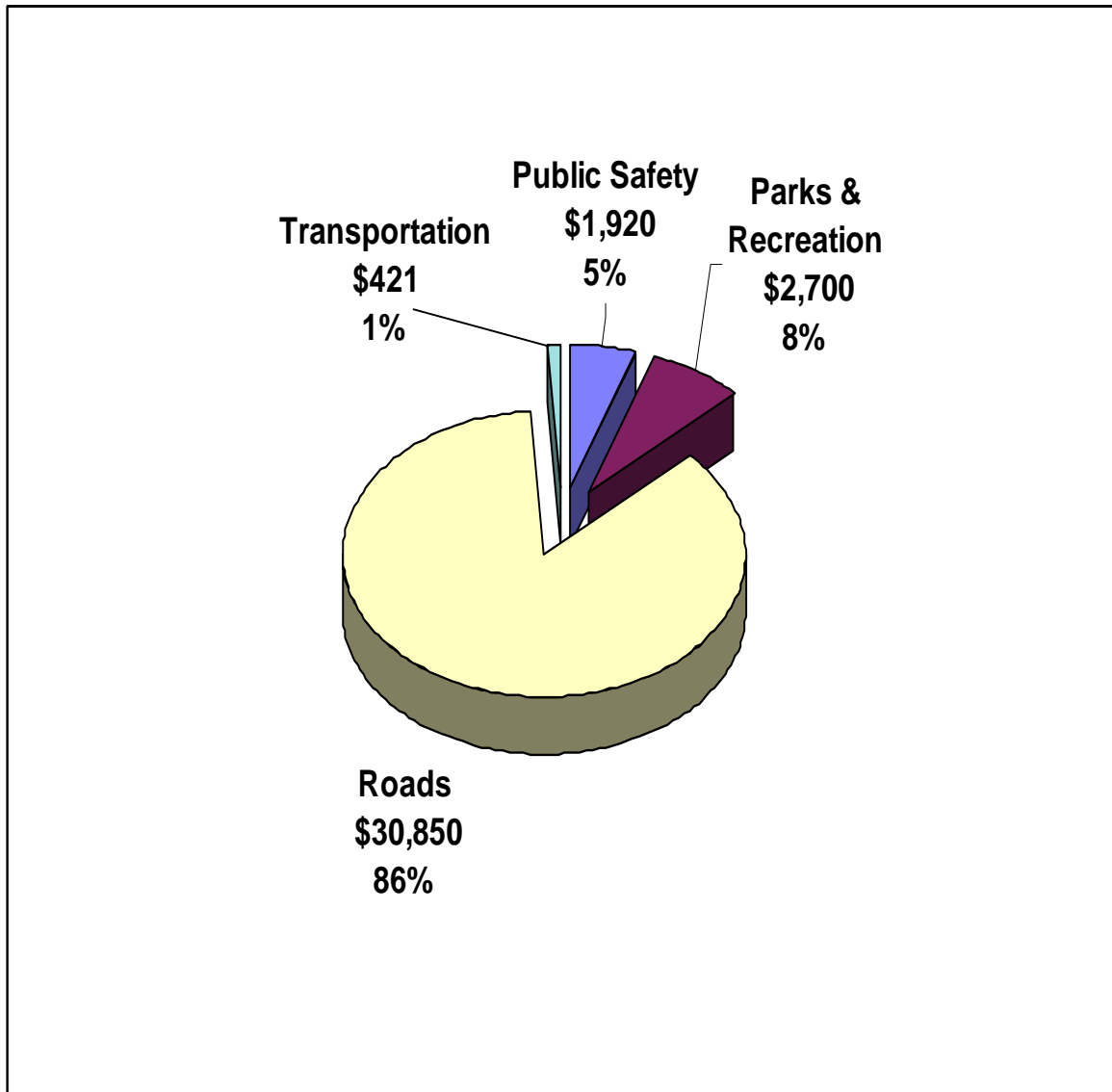
# 2011 Capital Budget by Project Type

\$209,760,000  
(000)'s



# Proposed 2011 General Obligation Bond Propositions

\$35,891,000  
(000)'s



# Voter Approved General Obligation Bond Propositions 1999-2010

(000)'s

General Obligation Bond Type	1999	2000	2001	2002	2003	2004	2005	2006	2007	2008	2009	2010
Roads & Transit	\$30.0	\$28.8	\$33.9	\$34.7	\$40.0	\$46.5	\$46.4	\$41.1	\$36.4	\$45.5	\$40.2	\$37.1
Public Safety	13.5	6.3	8.3	10.7	2.9	8.9	0.5	2.0	7.0	4.7	2.5	1.4
Parks & Recreation, Library, Museum	0.0	8.0	4.8	1.0	0.0	0.0	0.0	0.0	5.0	8.9	0.0	0.0
<b>TOTAL</b>	<b>\$43.5</b>	<b>\$43.1</b>	<b>\$47.0</b>	<b>\$46.4</b>	<b>\$42.9</b>	<b>\$55.4</b>	<b>\$46.9</b>	<b>\$43.1</b>	<b>\$48.4</b>	<b>\$59.1</b>	<b>\$42.7</b>	<b>\$38.5</b>

**Proposed General Government 2011 Capital Improvement Budget**

**Municipality of Anchorage**

**Bond Projects**

(000)'s

PROJECT TITLE	2011	2012	2013	2014	2015	2016	Total
---------------	------	------	------	------	------	------	-------

**Anchorage Fire Department**

**Emergency Medical Services**

MICU AMBULANCE REPLACEMENT PROGRAM	520	780	780	780	780	780	4,420
------------------------------------	-----	-----	-----	-----	-----	-----	-------

**Anchorage Fire**

AFD/EOC DISPATCH-"TURN-KEY" REPLACEMENT (AFD)			1,720				1,720
Downtown Medic #2 - Service Expansion			250				250
NEW ABBOTT LOOP/68TH AVENUE FIRE STATION #16					750		750
NEW DEARMOUN ROAD FIRE STATION #19 LAND ACQ.						750	750
NEW MINNESOTA/RASPBERRY FIRE STATION # 17					750		750
REPLACE EMERGENCY RESPONSE COMMAND VEHICLES					200	200	400
REPLACEMENT FIRE ENGINES: FIRST LINE RESPONSE (AFD)			650	650	650	650	2,600
REPLACEMENT LADDER TRUCKS: FIRST LINE RESPONSE (AFD)	1,150	1,150		1,150			3,450
REPLACEMENT WATER TENDERS: FRONT LINE RESPONSE UNITS (AFD)		600	600	600	600	600	3,000
STATION IMPROVEMENTS/REPAIRS					250		250
<b>Anchorage Fire Department Total</b>	<b>\$ 1,670</b>	<b>\$ 2,530</b>	<b>\$ 4,000</b>	<b>\$ 3,180</b>	<b>\$ 3,980</b>	<b>\$ 2,980</b>	<b>\$ 18,340</b>

**Anchorage Police Department**

**Police Department**

APD Expansion Phase I Indoor/Outdoor Secure Storage		2,000					2,000
APD HEADQUARTERS DISPATCH/COMPUTER ROOM TEMPERATURE STABILIZER	250						250
<b>Anchorage Police Department Total</b>	<b>\$ 250</b>	<b>\$ 2,000</b>	<b>\$ -</b>	<b>\$ -</b>	<b>\$ -</b>	<b>\$ -</b>	<b>\$ 2,250</b>

**Library**

**Libraries**

LOUSSAC RENOVATION- BUILDING ENTRANCE	0	4,000					4,000
<b>Library Total</b>	<b>\$ -</b>	<b>\$ 4,000</b>	<b>\$ -</b>	<b>\$ -</b>	<b>\$ -</b>	<b>\$ -</b>	<b>\$ 4,000</b>

**Parks & Recreation**

**Parks Development**

ANCHORAGE NEIGHBORHOOD PARKS	500		500		500		1,500
DELANEY PARK - PHASE II	0		250		250		500
FAR NORTH BICENTENNIAL PARK - PHASE II	0		250		250		500
MULDOON COMMUNITY PARK	0		100		100		200
RUSSIAN JACK SPRINGS PARK			250				250
SOUTH ANCHORAGE SPORTS COMPLEX IMPROVEMENTS	1,200						1,200

**Trails**

AREAWIDE TRAILS	1,000		1,000		1,000		3,000
<b>Parks &amp; Recreation Total</b>	<b>\$ 2,700</b>	<b>\$ -</b>	<b>\$ 2,350</b>	<b>\$ -</b>	<b>\$ 2,100</b>	<b>\$ -</b>	<b>\$ 7,150</b>

**Public Works Department**

**Engineering**

**Roadway Improvements**

16TH AVE SURFACE REHAB - C ST TO GAMBELL ST						100	100
32ND AVE UPGRADE- MULDOON RD TO BROOKRIDGE DR	0	1,700	1,800				3,500
35TH AVE AND MCRAE ST UPGRADE - WISCONSIN ST TO SPENARD RD	0	3,000	3,000	3,000			9,000
48TH AVE/CORDOVA ST RECONSTRUCTION OLD SEWARD HWY TO INTERNATIONAL AIRPORT RD						100	100
73RD AVE/74TH AVE WATERLINE EXTENSION	1,300						1,300
76TH AVE RECONSTRUCTION - KING ST TO OLD SEWARD HWY						100	100
92ND AVE EXTENSION - MINNESOTA DR TO KING ST						100	100
9TH AVE RECONSTRUCTION PHASE II - CORDOVA ST TO LATOUCHE ST	7,300						7,300

PROJECT TITLE	2011	2012	2013	2014	2015	2016	Total
ARCTIC BLVD RECONSTRUCTION PHASE III - 36TH AVE TO TUDOR RD	0		500	1,000	1,000	1,500	4,000
ARDSA ROAD AND DRAINAGE SYSTEM REHABILITATION	600	600	600	600	600	600	3,600
ARLENE DR/PELICAN DR/PELICAN CIR/KINGFISHER DR AREA ROAD RECONSTRUCTION RID	2,000	3,300	2,800				8,100
BLACKBERRY ST UPGRADE - STRAWBERRY RD TO DIMOND BLVD						100	100
CARAVELLE DR UPGRADE AND RECONSTRUCTION - RASPBERRY RD TO JEWEL LAKE RD						100	100
CLIFFSIDE DR/EASTRIDGE DR RECONSTRUCTION RID				500	500		1,000
DUBEN ST UPGRADE - MULDOON RD TO BOLIN ST						100	100
GOLDEN VIEW DR INTERSECTION AND SAFETY UPGRADES - RABBIT CREEK RD TO ROMANIA DR				1,000	1,000	750	2,750
LAKE OTIS PKWY EXPANSION - 15TH AVE TO NORTHERN LIGHTS BLVD				500	500	500	1,500
LAKE OTIS PKWY SURFACE REHAB - CAMPBELL CREEK TO 68TH AVE				2,300			2,300
LOIS DR/ 36TH AVE UPGRADE - NORTHERN LIGHTS BLVD TO MINNESOTA DR						100	100
NORTHERN LIGHTS BLVD SURFACE REHAB - BONIFACE PKWY TO MULDOON RD				300		2,000	2,300
DOWLING RD/SPRUCE ST AREA SNOW DISPOSAL SITE	1,950						1,950
KLOEP STATION SNOW DISPOSAL SITE	3,500						3,500
NORTHERN LIGHTS BLVD SURFACE REHAB - BRAGAW ST TO BONIFACE PKWY					4,350		4,350
NORTHWOOD DR PAVEMENT REHAB - RASPBERRY RD TO STRAWBERRY RD				2,100			2,100
OKLAHOMA ST SURFACE REHAB - BOUNDARY RD TO 4TH AVE						100	100
OLD SEWARD HWY SURFACE REHAB - 34TH AVE TO TUDOR RD			1,500				1,500
PATTERSON ST SURFACE REHAB - DEBARR RD TO 20TH AVE						100	100
PAVEMENT REHAB MATCHING PROGRAM	3,000	3,000	3,000	2,000	2,000	2,000	15,000
PENLAND PKWY SURFACE REHAB/DRAINAGE - AIRPORT HEIGHTS RD TO BRAGAW ST	400						400
RASPBERRY RD UPGRADE - ARCTIC BLVD TO C ST	1,000	1,000	1,500				3,500
RECYCLED ASPHALT PAVEMENT (RAP) AND CHIP SEAL UPGRADES	1,000	1,000	1,000	500	500	500	4,500
SPENARD RD RECONSTRUCTION PHASE II - HILLCREST DR TO BENSON BLVD		1,500	1,200	2,000	2,000	2,000	8,700
SPENARD RD SURFACE REHAB - INTERNATIONAL AIRPORT RD TO WISCONSIN ST					200		200
SPRUCE ST UPGRADE/EXTENSION - DOWLING RD TO 68TH AVE					2,000	2,000	4,000
TURNAGAIN ST UPGRADE - NORTHERN LIGHTS BLVD TO 35TH AVE						200	200
ADA IMPROVEMENTS	100	100	100	100	100	100	600
PEDESTRIAN SAFETY AND REHAB MATCHING PROGRAM	250	250	250	250	250	250	1,500
CAMPBELL CREEK AT GREENHILL WAY WATER QUALITY		1,400			1,000		2,400
CAMPBELL WOODS SUBD AREA DRAINAGE	0			500	500	1,000	2,000
DRAINAGE RETENTION PILOT PROJECT DEVELOPMENT		250					250
EGAVIK DR/DENALI ST AREA STORM RECONSTRUCTION	0				1,000	2,000	3,000
FLOODING, GLACIATION, AND DRAINAGE MATCHING PROGRAM	1,000	1,000	1,000	1,000	1,000	1,000	6,000
FURROW CREEK AT CLIPPERSHIP CT AND MARINER DR CULVERT UPGRADES				600			600
KACHEMAK PL/CIR AREA DRAINAGE - 100TH AVE TO AMBER BAY LOOP				400			400
MAJOR OUTFALL DISCONNECT	250	250					500
MUNICIPAL SEDIMENTATION BASIN AND OGS RETROFITS	50						50
NIELSEN WAY/BONANZA AVE STORM - ARCTIC BLVD TO MACKAY ST					350	650	1,000
OLD SEWARD HWY/INT'L AIRPORT RD AREA STORM RECONSTRUCTION			100				100
PINE ST/4TH AVE AREA STORM RECONSTRUCTION PHASE II - DEBARR RD TO BONIFACE PKWY	4,000						4,000

PROJECT TITLE	2011	2012	2013	2014	2015	2016	Total
WESTCHESTER LAGOON/CHESTER CREEK FLOODING	0	500	500	200	800		2,000
<b>Traffic Department Improvements</b>							
ANCHORAGE SIGNAL SYSTEM, SIGNAGE, AND SAFETY IMPROVEMENTS	650	650	650	650	650	650	3,900
ARDSA STREET LIGHT IMPROVEMENTS	500	500	500	500	500	500	3,000
INTERSECTION SAFETY AND CONGESTION RELIEF MATCHING PROGRAM	1,000	1,000	1,000	1,000	1,000	1,000	6,000
SCHOOL ZONE SAFETY	500	500	500	500	500	500	3,000
TRAFFIC CALMING AND SAFETY IMPROVEMENTS	500	500	500	500	500	500	3,000
<b>Project Management &amp; Engineering</b>	<b>\$30,850</b>	<b>\$22,000</b>	<b>\$22,000</b>	<b>\$22,000</b>	<b>\$22,800</b>	<b>\$21,200</b>	<b>\$ 140,850</b>

**Public Transportation**

**Transit Improvements/Facilities**

BUS STOP IMPROVEMENTS	100	100	100	100	100	0	500
IMPROVEMENTS TO EXISTING FLEET	50	50	50	50	50	50	300
ITS/AUTOMATED OPERATING SYSTEMS	20	20	20	20	20	20	120
MANAGEMENT INFORMATION SYSTEM	10	10	10	10	10	10	60
TRANSIT CENTERS/FACILITIES			100	100		109	309
CAPITAL MAINTENANCE/VEHICLE OVERHAUL	43	43	43	43	43	43	258
SUPPORT VEHICLES	20	20	20	20	20	20	120
TRANSIT FLEET EXPANSION/REPLACEMENT	178	208	108	180	200	100	974

**Paratransit Vehicles**

PARATRANSIT/TRANSIT VEHICLES	0		120	120	120	120	480
	<b>\$ 421</b>	<b>\$ 451</b>	<b>\$ 571</b>	<b>\$ 643</b>	<b>\$ 563</b>	<b>\$ 472</b>	<b>\$ 3,121</b>

**Grand Total** \$35,891 \$30,981 \$28,921 \$25,823 \$29,443 \$24,652 \$ 175,711



**Proposed General Government 2011 Capital Improvement Budget  
Municipality of Anchorage  
2011 State Grant Requests**

(000)'s

Projects	State	Bonds	Federal	Other	Total
<b>Anchorage Fire Department</b>					
<b>Anchorage Fire</b>					
Afd/Moa Video Center Equipment Upgrades	150	0	0	0	150
<b>Anchorage Fire Total</b>	<b>150</b>	<b>0</b>	<b>0</b>	<b>0</b>	<b>150</b>
<b>Chugiak Fire</b>					
Replacement Chugiak Fire Engines	375	0	0	200	575
Additional Chugiak Volunteer Fire Station	375	0	0	375	750
Chugiak Vfd-Replacement Of Wildland First Response Apparatus	100	0	0	100	200
<b>Chugiak Fire Total</b>	<b>850</b>	<b>0</b>	<b>0</b>	<b>675</b>	<b>1,525</b>
<b>Anchorage Fire Department Total</b>	<b>1,000</b>	<b>0</b>	<b>0</b>	<b>675</b>	<b>1,675</b>
<b>Library</b>					
<b>Libraries</b>					
Loussac Indoor Book-Drop	600	0	0	0	600
Library Collections	300	0	0	60	360
Loussac Renovation- Building Entrance	5,000	0	0	0	5,000
Library Rfid Upgrade	2,500	0	0	0	2,500
<b>Libraries Total</b>	<b>8,400</b>	<b>0</b>	<b>0</b>	<b>60</b>	<b>8,460</b>
<b>Library Total</b>	<b>8,400</b>	<b>0</b>	<b>0</b>	<b>60</b>	<b>8,460</b>
<b>Public Works Department</b>					
<b>Maintenance &amp; Operations</b>					
<b>Facility Improvement/Renovation</b>					
Public Health Facility Remodel	500	0	0	0	500
Major Municipal Facility Upgrade Projects-Deferred	2,577	0	0	0	2,577
Loussac Library Upgrades	5,250	0	0	0	5,250
Fleet Maintenance Shop	5,000	0	0	0	5,000
Egan Center Upgrades	1,000	0	0	0	1,000
Performing Arts Center Upgrades	732	0	0	0	732
Dempsey Anderson Ice Arena Upgrades	250	0	0	0	250
Ben Boeke Ice Arena Upgrades	300	0	0	0	300
Sullivan Arena Facility Upgrades	1,600	0	0	0	1,600
Street Maintenance-Northwood	3,000	0	0	0	3,000
Transit - Roof, Remodel, Improvements	3,000	0	0	0	3,000
Cberrsa Sand Storage Buildings	850	0	0	0	850
Anchorage Football Stadium Building	500	0	0	0	500
<b>Facility Improvement/Renovation Total</b>	<b>24,559</b>	<b>0</b>	<b>0</b>	<b>0</b>	<b>24,559</b>
<b>Fleet Services</b>					
Npdes Stormwater Equipment	916	0	0	0	916
<b>Fleet Services Total</b>	<b>916</b>	<b>0</b>	<b>0</b>	<b>0</b>	<b>916</b>
<b>Maintenance &amp; Operations Total</b>	<b>25,475</b>	<b>0</b>	<b>0</b>	<b>0</b>	<b>25,475</b>
<b>Engineering</b>					
<b>Roadway Improvements</b>					
9Th Ave Reconstruction Phase Ii - Cordova St To Latouche St	3,600	7,300	0	0	10,900
Arctic Blvd Reconstruction Phase Iii - 36Th Ave To Tudor Rd	4,600	0	0	0	4,600

<b>Projects</b>	<b>State</b>	<b>Bonds</b>	<b>Federal</b>	<b>Other</b>	<b>Total</b>
35Th Ave And Mcrae St Upgrade - Wisconsin St To Spenard Rd	6,000	0	0	0	6,000
32Nd Ave Upgrade- Muldoon Rd To Brookridge Dr	3,000	0	0	0	3,000
Penland Pkwy Surface Rehab/Drainage - Airport Heights Rd To Bragaw St	3,400	400	0	0	3,800
Old Seward Hwy Surface Rehab - International Airport Rd To Dowling Rd	1,200	0	0	0	1,200
Northwood Dr Pavement Rehab - Raspberry Rd To Strawberry Rd	1,700	0	0	0	1,700
Girdwood Airport Access Road Reconstruction	3,600	0	0	0	3,600
Eagle River Ln Upgrade - Eagle River Rd To Ptarmigan Blvd	700	0	0	300	1,000
Sylvan Dr Reconstruction Rid - Fairweather Dr To Old Seward Hwy	600	0	0	0	600
73Rd Ave/74Th Ave Waterline Extension	1,300	1,300	0	0	2,600
Yosemite Dr Upgrade - Yellowstone Dr To Eagle River Loop Rd	3,000	0	0	0	3,000
Pavement Rehab Matching Program	6,000	3,000	0	0	9,000
Mountain Air Dr/Hillside Dr Extension	1,400	0	0	0	1,400
Mountain Park/Robin Hill Lrsa Road And Drainage	1,900	0	0	0	1,900
Birchtree/Elmore Lrsa Road And Drainage	750	0	0	0	750
Arlberg Ave Upgrade - Garmisch Rd To Aspen Mountain Rd	2,400	0	0	0	2,400
Eagle River/Chugiak Road And Drainage Rehab	1,400	0	0	600	2,000
Hillside Lrsa's Road And Drainage System Rehabilitation	280	0	0	120	400
Homestead Rd Extension - Oberg Dr To Voyles Blvd	700	0	0	300	1,000
Old Seward Hwy Surface Rehab - 34Th Ave To Tudor Rd	900	0	0	0	900
Lake Otis Pkwy Surface Rehab - Campbell Creek To 68Th Ave	1,300	0	0	0	1,300
Academy Dr/ Vanguard Dr Area Traffic Circulation Improvements - Brayton Dr To Abbott Rd	8,300	0	0	0	8,300
<b>Roadway Improvements Total</b>	<b>58,030</b>	<b>12,000</b>	<b>0</b>	<b>1,320</b>	<b>71,350</b>
<b>Safety</b>					
27Th Ave Pedestrian Safety - Minnesota Dr To Blueberry St	500	0	0	0	500
Mountain View Area Traffic And Pedestrian Safety	500	0	0	0	500
Ship Creek Trail Erosion Control	1,500	0	0	0	1,500
Pedestrian Safety And Rehab Matching Program	250	250	0	0	500
Northern Lights Blvd Pedestrian Safety - Lois Dr West To Captain Cook Estates Cir	920	0	0	0	920
Birch Rd Safety Improvements - O'malley Rd To Naknek Ln	1,200	0	0	0	1,200
Rogers Park Elementary Overpass On Northern Lights Blvd Safety Upgrades Study	100	0	0	0	100
<b>Safety Total</b>	<b>4,970</b>	<b>250</b>	<b>0</b>	<b>0</b>	<b>5,220</b>
<b>Storm Drainage</b>					
Pine St/4Th Ave Area Storm Reconstruction Phase Ii - Debarr Rd To Boniface Pkwy	4,000	4,000	0	0	8,000
Westchester Lagoon/Chester Creek Flooding	1,000	0	0	0	1,000
Chugiak-Eagle River Areawide Aquifer Study	500	0	0	0	500
Peters Creek Drainage Basin Flood Mitigation	300	0	0	0	300
75Th Ave/Margaret Cir Area Drainage	1,800	0	0	0	1,800
Campbell Woods Subd Area Drainage	1,000	0	0	0	1,000
Chugiak-Eagle River Areawide Drainage Plan	500	0	0	0	500
Flooding, Glaciation, And Drainage Matching Program	5,000	1,000	0	0	6,000
Furrow Creek At Clippership Ct And Mariner Dr Culvert Upgrades	400	0	0	0	400
Egavik Dr/Denali St Area Storm Reconstruction	1,500	0	0	0	1,500

<b>Projects</b>	<b>State</b>	<b>Bonds</b>	<b>Federal</b>	<b>Other</b>	<b>Total</b>
121St Ave Storm - Mary Dr To Ellen Cir	600	0	0	0	600
Hillside Drainage Improvements	300	0	0	0	300
<b>Storm Drainage Total</b>	<b>16,900</b>	<b>5,000</b>	<b>0</b>	<b>0</b>	<b>21,900</b>
<b>Traffic Department Improvements</b>					
Ardsa Street Light Improvements	500	500	0	0	1,000
Intersection Safety And Congestion Relief Matching Program	5,000	1,000	0	0	6,000
Traffic Calming And Safety Improvements	500	500	0	0	1,000
<b>Traffic Department Improvements Total</b>	<b>6,000</b>	<b>2,000</b>	<b>0</b>	<b>0</b>	<b>8,000</b>
<b>Public Works Miscellaneous</b>					
Northern Lights Blvd Sound Barrier Fence Phase Iii - Seward Hwy To Lake Otis Pkwy	1,000	0	0	0	1,000
Fish Creek Trail - Northwood Dr To Spenard Rd	325	0	0	0	325
Eagle River Area Snow Disposal Site	1,500	0	0	0	1,500
Eklutna River Bridge Replacement At The Old Glenn Hwy	6,500	0	0	0	6,500
<b>Public Works Miscellaneous Total</b>	<b>9,325</b>	<b>0</b>	<b>0</b>	<b>0</b>	<b>9,325</b>
<b>Engineering Total</b>	<b>95,225</b>	<b>19,250</b>	<b>0</b>	<b>1,320</b>	<b>115,795</b>
<b>Public Works Total</b>	<b>120,700</b>	<b>19,250</b>	<b>0</b>	<b>1,320</b>	<b>141,270</b>
<b>Parks &amp; Recreation</b>					
<b>Parks Development</b>					
University Lake Park	500	0	0	0	500
Delaney Park - Phase Ii	600	0	0	0	600
Margaret Eagan Sullivan Park (Westchester Lagoon)	100	0	0	0	100
Anchorage Neighborhood Parks	500	500	0	500	1,500
Anchorage Multi-Use Athletic Fields	600	0	0	0	600
Anchorage Football Stadium Concession And Locker Room Facility - Replacement	500	0	0	0	500
Bear Proof Trash Containers In Municipal Parks	150	0	0	0	150
<b>Parks Development Total</b>	<b>2,950</b>	<b>500</b>	<b>0</b>	<b>500</b>	<b>3,950</b>
<b>Trails</b>					
Areawide Trails	1,000	1,000	0	0	2,000
<b>Trails Total</b>	<b>1,000</b>	<b>1,000</b>	<b>0</b>	<b>0</b>	<b>2,000</b>
<b>Parks &amp; Recreation Total</b>	<b>3,950</b>	<b>1,500</b>	<b>0</b>	<b>500</b>	<b>5,950</b>
<b>Public Transportation</b>					
<b>Transit Improvements/Facilities</b>					
U-Med District Multi-Modal Improvements-Phase Iii	1,500	0	0	0	1,500
Transit Security And Facilities Improvements	2,500	0	0	0	2,500
<b>Transit Improvements/Facilities Total</b>	<b>4,000</b>	<b>0</b>	<b>0</b>	<b>0</b>	<b>4,000</b>
<b>Transit Vehicles and Upgrades</b>					
Mat-Su-Anchorage-Girdwood Commuter Vanpool Vehicles	700	0	0	0	700
Transit Fleet Expansion/Replacement	4,602	178	0	0	4,780
Transit Operations Restoration And Expansion - Fleet	750	0	0	0	750
<b>Transit Vehicles and Upgrades Total</b>	<b>6,052</b>	<b>178</b>	<b>0</b>	<b>0</b>	<b>6,230</b>
<b>Public Transportation Total</b>	<b>10,052</b>	<b>178</b>	<b>0</b>	<b>0</b>	<b>10,230</b>
<b>GRAND TOTAL</b>	<b>\$ 144,102</b>	<b>\$ 20,928</b>	<b>\$ -</b>	<b>\$ 2,555</b>	<b>\$ 167,585</b>

**State Legislative Capital Grants  
Municipality of Anchorage  
History of Grants Received**

Year	Capital Bill No.	Fire	Police	Health & Human Services	Transit	Project Management & Engineering	Parks & Rec, Library, Museum	Facilities/ Misc	Other	TOTAL
2010	SB 230	150,000	450,000	-	250,000	47,901,000	2,206,000	13,125,000	10,155,000	\$ 74,237,000
2009	SB 75	-	-	-	-	-	-	1,000,000		\$ 1,000,000
2008	SB 221/256	54,400	40,000	-	-	81,895,500	1,620,000	16,491,000	2,940,000	\$ 103,040,900
2007	SB 53	190,000	567,500	-	1,300,000	39,102,000	1,525,000	2,120,000	4,111,000	\$ 48,915,500
2006	SB 231	9,197,500	236,000	-	320,000	28,125,000	11,065,800	2,500,000	10,000,000	\$ 61,444,300
2005	SB 46	666,500	100,000	-	-	35,325,000	615,000	7,000,000	1,010,000	\$ 44,716,500
2004	SB 283	-	100,000	-	-	424,000	-	-	125,000	\$ 649,000
2003	SB 100	-	75,000	-	-	1,169,083	50,000	-	-	\$ 1,294,083
2002	SB 2006	440,000	-	55,000	-	7,217,252	30,000	2,150,000	376,294	\$ 10,268,546
2001	SB 29	367,800	30,000	200,000	-	8,336,000	125,167	1,250,000		\$ 10,308,967
2000	SB 192	484,000	500,000	-	-	820,000	1,568,398	970,000		\$ 4,342,398
1999	SB 32	1,180,000	-	-	-	400,000	1,600,000	1,110,000		\$ 4,290,000
1998	SB 231	25,000	-	-	-	2,048,996	1,994,484	1,131,158		\$ 5,199,638
1998	SB 231	-	-	-	-	(1,253,446)	-	-		\$ (1,253,446)
1997	SB 107	245,000	-	-	-	1,553,464	1,704,000	2,980,000		\$ 6,482,464
1997	SB 107	-	-	-	-	(230,421)	(18,793)	-		\$ (249,214)
1996	SB 136	105,000	8,000	-	-	4,570,430	409,640	2,704,000		\$ 7,797,070