

FINANCIAL SUMMARIES

- 0 SUMMARY OF TOTAL PROGRAM
- 0 SOURCE OF FUNDS 1986
- 0 SOURCE OF FUNDS 1986-1991

MUNICIPALITY OF ANCHORAGE
General Government Departments
Summary of Total Program
(\$000's)

Department/Category	1986	1987	1988	1989	1990	1991	Total
<u>ROADS AND TRANSPORTATION</u>							
Transit							
Public Transit	2,071	2,715	7,356	2,576	3,483	3,053	21,254
Anchorage Parking Authority	17,000	0	0	0	0	0	17,000
Parking Projects							
Public Works							
Accelerated Roads Program**	117,200	0	0	0	0	0	117,200
Road Improvements	25,195	20,740	24,145	26,038	21,795	26,334	144,247
Drainage Improvements	940	6,440	3,880	3,970	5,790	6,006	27,026
Roads and Drainage Rehabilitation	0	500	1,320	2,080	2,290	2,520	8,710
Street Facilities	0	2,390	4,040	1,860	3,740	2,240	14,270
Heavy Equipment Purchase	0	780	870	970	1,060	1,110	4,790
Special Projects	0	600	0	0	0	0	600
Transportation Safety Improvements	3,425	12,600	14,000	11,100	11,100	11,100	63,325
Areawide Communication	540	995	950	950	950	950	5,335
Total Public Works	147,300	45,045	49,205	46,968	46,725	50,260	385,503
TOTAL ROADS AND TRANSPORTATION	<u>166,371</u>	<u>47,760</u>	<u>56,561</u>	<u>49,544</u>	<u>50,208</u>	<u>53,313</u>	<u>423,757</u>
<u>POLICE AND FIRE PROTECTION</u>							
Police Department							
Anchorage Police	0	2,370	0	1,295	6,345	0	10,010
Fire Department							
Anchorage Fire	460	1,000	1,000	568	469	356	3,853
Chugiak Fire	350	0	138	189	347	219	1,243
Emergency Medical Services	0	120	63	145	150	233	711
Total Fire Department	810	1,120	1,201	902	966	808	5,807
TOTAL POLICE AND FIRE PROTECTION	<u>810</u>	<u>3,490</u>	<u>1,201</u>	<u>2,197</u>	<u>7,311</u>	<u>808</u>	<u>15,817</u>

** State of Alaska Federal Grant Projects totaling \$307.2 million are not included in totals. Federal Projects on Page 75 are provided for informational purposes only.

MUNICIPALITY OF ANCHORAGE
General Government Departments
Summary of Total Program
(\$000's)

Department/Category	1986	1987	1988	1989	1990	1991	Total
<u>NEIGHBORHOOD/COMMUNITY IMPROVEMENT</u>							
Property & Facility Management							
General Projects	0	272	382	172	250	377	1,453
Capital Projects							
Areawide Projects	2,000	10,000	2,000	2,000	0	0	16,000
Library							
Library Improvements	0	500	500	500	500	500	2,500
Parks & Recreation							
Park Acquisition	4,224	4,511	3,360	3,870	3,682	3,596	23,243
Park Development	6,936	3,931	4,999	4,462	4,810	5,021	30,159
Chugiak-Eagle River Recreation	150	1,300	1,300	1,300	1,300	1,300	6,650
Girdwood Recreation	0	412	433	335	206	206	1,592
Total Parks & Recreation	<u>11,310</u>	<u>10,154</u>	<u>10,092</u>	<u>9,967</u>	<u>9,998</u>	<u>10,123</u>	<u>61,644</u>
TOTAL NEIGHBORHOOD/COMMUNITY IMPROVEMENT	<u>13,310</u>	<u>20,926</u>	<u>12,974</u>	<u>12,639</u>	<u>10,748</u>	<u>11,000</u>	<u>81,597</u>
<u>WATER QUALITY IMPROVEMENT</u>							
Health and Human Service							
Groundwater Test Wells	150	60	60	60	60	60	450
Emergency Drainage Repair	300	0	0	0	0	0	300
Automatic Samplers	200	0	0	0	0	0	200
Matching Program	1,000	1,000	1,000	1,000	1,000	0	5,000
Total Health and Human Services	<u>1,650</u>	<u>1,060</u>	<u>1,060</u>	<u>1,060</u>	<u>1,060</u>	<u>60</u>	<u>5,950</u>
Parks and Recreation							
Chester Creek	1,054	1,081	649	649	649	0	4,082
Rabbit Creek	814	973	1,081	865	927	927	5,587
Little Campbell Creek	376	433	479	433	376	376	2,473
Fish Creek	541	381	325	273	216	216	1,952
Total Parks and Recreation	<u>2,785</u>	<u>2,868</u>	<u>2,534</u>	<u>2,220</u>	<u>2,168</u>	<u>1,519</u>	<u>14,094</u>
Public Works							
Oil and Grease Separators	400	400	400	320	260	200	1,980
Improvement Projects	1,865	1,975	1,440	1,350	1,260	1,100	8,990
Total Public Works	<u>2,265</u>	<u>2,375</u>	<u>1,840</u>	<u>1,670</u>	<u>1,520</u>	<u>1,300</u>	<u>10,970</u>
Property and Facility Management							
Wetland Acquisition	1,000	1,000	1,000	1,000	1,000	1,000	6,000
TOTAL WATER QUALITY IMPROVEMENT	<u>7,700</u>	<u>7,303</u>	<u>6,434</u>	<u>5,950</u>	<u>5,748</u>	<u>3,879</u>	<u>37,014</u>
GENERAL GOVERNMENT TOTAL PROGRAM	<u>188,191</u>	<u>79,479</u>	<u>77,170</u>	<u>70,330</u>	<u>74,015</u>	<u>69,000</u>	<u>558,185</u>

MUNICIPALITY OF ANCHORAGE
General Government Departments
Source of Funds Summary
Fiscal Year 1986
(\$000's)

Department/Category	G.O. Bonds	Revenue Bonds	Federal Grants	State Grants	Other Source	Total Program
<u>ROADS AND TRANSPORTATION</u>						
Transit						
Public Transit	0	0	1,942	129	0	2,071
Anchorage Parking Authority						
Parking Projects	0	14,000	0	3,000	0	17,000
Public Works						
Accelerated Roads Program**	0	0	0	117,200	0	117,200
Road Improvements	9,335	0	0	15,860	0	25,195
Drainage Improvements	940	0	0	0	0	940
Roads and Drainage Rehabilitation	0	0	0	0	0	0
Street Facilities	0	0	0	0	0	0
Heavy Equipment Purchase	0	0	0	0	0	0
Special Projects	0	0	0	0	0	0
Transportation Safety Improvements	2,725	0	0	500	200	3,425
Areawide Communication	540	0	0	0	0	540
Total Public Works	<u>13,540</u>	<u>0</u>	<u>0</u>	<u>133,560</u>	<u>200</u>	<u>147,300</u>
TOTAL ROADS AND TRANSPORTATION	<u>13,540</u>	<u>14,000</u>	<u>1,942</u>	<u>136,689</u>	<u>200</u>	<u>166,371</u>
<u>POLICE AND FIRE PROTECTION</u>						
Police Department						
Anchorage Police	0	0	0	0	0	0
Fire Department						
Anchorage Fire	460	0	0	0	0	460
Chugiak Fire	0	0	0	0	350	350
Emergency Medical Services	0	0	0	0	0	0
Total Fire Department	<u>460</u>	<u>0</u>	<u>0</u>	<u>0</u>	<u>350</u>	<u>810</u>
TOTAL POLICE AND FIRE PROTECTION	<u>460</u>	<u>0</u>	<u>0</u>	<u>0</u>	<u>350</u>	<u>810</u>

** State of Alaska Federal Grant Projects totaling \$82.1 million are not included in totals. Federal projects on Page 55 are provided for informational purposes only.

GENERAL GOVERNMENT DEPARTMENTS
 General Government Departments
 Source of Funds Summary
 Fiscal Year 1986
 (\$000's)

Department/Category	G.O. Bonds	Revenue Bonds	Federal Grants	State Grants	Other Source	Total Program
<u>NEIGHBORHOOD/COMMUNITY IMPROVEMENT</u>						
Property & Facility Management						
General Projects	0	0	0	0	0	0
Capital Projects						
Areawide Projects	2,000	0	0	0	0	2,000
Library						
Library Improvements	0	0	0	0	0	0
Parks & Recreation						
Park Acquisition	0	0	0	480	3,744	4,224
Park Development	0	0	0	0	6,936	6,936
Chugiak-Eagle River Recreation	0	0	0	0	150	150
Girdwood Recreation	0	0	0	0	0	0
Total Parks & Recreation	<u>0</u>	<u>0</u>	<u>0</u>	<u>480</u>	<u>10,830</u>	<u>11,310</u>
TOTAL NEIGHBORHOOD/COMMUNITY IMPROVEMENT	<u>2,000</u>	<u>0</u>	<u>0</u>	<u>480</u>	<u>10,830</u>	<u>13,310</u>
<u>WATER QUALITY IMPROVEMENT</u>						
Health and Human Services						
Groundwater Test Wells	150	0	0	0	0	150
Emergency Drainage Repair	0	0	0	300	0	300
Automatic Samplers	200	0	0	0	0	200
Matching Program	1,000	0	0	0	0	1,000
Total Health and Human Services	<u>1,350</u>	<u>0</u>	<u>0</u>	<u>300</u>	<u>0</u>	<u>1,650</u>
Parks and Recreation						
Chester Creek	1,054	0	0	0	0	1,054
Rabbit Creek	814	0	0	0	0	814
Little Campbell Creek	376	0	0	0	0	376
Fish Creek	541	0	0	0	0	541
Total Parks and Recreation	<u>2,785</u>	<u>0</u>	<u>0</u>	<u>0</u>	<u>0</u>	<u>2,785</u>
Public Works						
Oil and Grease Separators	400	0	0	0	0	400
Improvement Projects	1,865	0	0	0	0	1,865
Total Public Works	<u>2,265</u>	<u>0</u>	<u>0</u>	<u>0</u>	<u>0</u>	<u>2,265</u>
Property and Facility Management						
Wetland Acquisition	1,000	0	0	0	0	1,000
TOTAL WATER QUALITY IMPROVEMENT	<u>7,400</u>	<u>0</u>	<u>0</u>	<u>300</u>	<u>0</u>	<u>7,700</u>
GENERAL GOVERNMENT TOTAL PROGRAM	<u>23,400</u>	<u>14,000</u>	<u>1,942</u>	<u>137,469</u>	<u>11,380</u>	<u>188,191</u>

MUNICIPALITY OF ANCHORAGE
General Government Departments
Source of Funds Summary
Fiscal Year 1986-1991
(\$000's)

Department/Category	G.O. Bonds	Revenue Bonds	Federal Grants	State Grants	Other Source	Total Program
<u>ROADS AND TRANSPORTATION</u>						
Transit						
Public Transit	1,181	0	18,827	1,246	0	21,254
Anchorage Parking Authority						
Parking Projects	0	14,000	0	3,000	0	17,000
Public Works						
Accelerated Roads Program**	0	0	0	117,200	0	117,200
Road Improvements	64,909	0	0	65,588	13,750	144,247
Drainage Improvements	27,026	0	0	0	0	27,026
Roads and Drainage Rehabilitation	0	0	0	8,710	0	8,710
Street Facilities	850	0	0	13,420	0	14,270
Heavy Equipment Purchase	0	0	0	4,790	0	4,790
Special Projects	280	0	0	320	0	600
Transportation Safety Improvements	33,425	0	4,200	25,500	200	63,325
Areawide Communication	3,040	0	0	2,295	0	5,335
Total Public Works	<u>129,530</u>	<u>0</u>	<u>4,200</u>	<u>237,823</u>	<u>13,950</u>	<u>385,503</u>
TOTAL ROADS AND TRANSPORTATION	<u><u>130,711</u></u>	<u><u>14,000</u></u>	<u><u>23,027</u></u>	<u><u>242,069</u></u>	<u><u>13,950</u></u>	<u><u>423,757</u></u>
<u>POLICE AND FIRE PROTECTION</u>						
Police Department						
Anchorage Police	0	0	0	10,010	0	10,010
Fire Department						
Anchorage Fire	3,853	0	0	0	0	3,853
Chugiak Fire	893	0	0	0	350	1,243
Emergency Medical Services	711	0	0	0	0	711
Total Fire Department	<u>5,457</u>	<u>0</u>	<u>0</u>	<u>0</u>	<u>350</u>	<u>5,807</u>
TOTAL POLICE AND FIRE PROTECTION	<u><u>5,457</u></u>	<u><u>0</u></u>	<u><u>0</u></u>	<u><u>10,010</u></u>	<u><u>350</u></u>	<u><u>15,817</u></u>

** State of Alaska Federal Grant Projects totaling \$307.2 million are not included in totals. Federal Projects on Page 75 are provided for informational purposes only.

General Government Departments
Source of Funds Summary
Fiscal Year 1986-1991
(\$000's)

Department/Category	G.O. Bonds	Revenue Bonds	Federal Grants	State Grants	Other Source	Total Program
NEIGHBORHOOD/COMMUNITY IMPROVEMENT						
Property & Facility Management						
General Projects	1,453	0	0	0	0	1,453
Capital Projects						
Areawide Projects	16,000	0	0	0	0	16,000
Library						
Library Improvements	0	0	0	2,500	0	2,500
Parks & Recreation						
Park Acquisition	18,419	0	0	680	4,144	23,243
Park Development	16,842	0	0	6,381	6,936	30,159
Chugiak-Eagle River Recreation	0	0	0	6,500	150	6,650
Girdwood Recreation	0	0	0	1,592	0	1,592
Total Parks & Recreation	<u>35,261</u>	<u>0</u>	<u>0</u>	<u>15,153</u>	<u>11,230</u>	<u>61,644</u>
TOTAL NEIGHBORHOOD/COMMUNITY IMPROVEMENT	<u>52,714</u>	<u>0</u>	<u>0</u>	<u>17,653</u>	<u>11,230</u>	<u>81,597</u>
WATER QUALITY IMPROVEMENT						
Health and Human Services						
Groundwater Test Wells	450	0	0	0	0	450
Emergency Drainage Repair	0	0	0	300	0	300
Automatic Samplers	200	0	0	0	0	200
Matching Program	5,000	0	0	0	0	5,000
Total Health and Human Services	<u>5,650</u>	<u>0</u>	<u>0</u>	<u>300</u>	<u>0</u>	<u>5,950</u>
Parks and Recreation						
Chester Creek	4,082	0	0	0	0	4,082
Rabbit Creek	5,587	0	0	0	0	5,587
Little Campbell Creek	2,473	0	0	0	0	2,473
Fish Creek	1,952	0	0	0	0	1,952
Total Parks and Recreation	<u>14,094</u>	<u>0</u>	<u>0</u>	<u>0</u>	<u>0</u>	<u>14,094</u>
Public Works						
Oil and Grease Separators	1,980	0	0	0	0	1,980
Improvement Projects	8,990	0	0	0	0	8,990
Total Public Works	<u>10,970</u>	<u>0</u>	<u>0</u>	<u>0</u>	<u>0</u>	<u>10,970</u>
Property and Facility Management						
Wetland Acquisition	6,000	0	0	0	0	6,000
TOTAL WATER QUALITY IMPROVEMENT	<u>36,714</u>	<u>0</u>	<u>0</u>	<u>300</u>	<u>0</u>	<u>37,014</u>
GENERAL GOVERNMENT TOTAL PROGRAM	<u>225,596</u>	<u>14,000</u>	<u>23,027</u>	<u>270,032</u>	<u>25,530</u>	<u>558,185</u>

AMENDED AND APPROVED
 DATE 11-26-85

Submitted by: Chairman of the Assembly
 at the Request of the
 Mayor
 Prepared by: Office of Management and
 Budget

ANCHORAGE, ALASKA
 AO NO. 85-205(S-1) Amended

AN ORDINANCE ADOPTING AND APPROPRIATING FUNDS FOR THE 1986 GENERAL
 GOVERNMENT CAPITAL IMPROVEMENT BUDGET

WHEREAS, the Mayor has presented his recommended 1986 General Govern-
 ment Capital Improvement Budget for the Municipality of Anchorage to the
 Assembly in accordance with Article XIII, Section 13.03 of the Municipal
 Charter; and

WHEREAS, the Assembly reviewed the budget as presented; and

WHEREAS, on November 19, 1985 and on November 26, 1985 duly advertised
 public hearings were held in accordance with Article XIII, Section 13.04 of the
 Municipal Charter.

NOW, THEREFORE, the Assembly hereby ordains:

1. That the 1986 General Government Capital Improvement Budget as
 recommended by the Mayor and revised by the Assembly is hereby
 adopted for the Municipality of Anchorage.
2. The 1986 appropriations by fund are as follows:


FUND #	Title	(\$000's)			Total Program
		Appropriation Amount	Anticipated Grants	Other	
0401	Areawide General Capital Improvement Budget (CIB)	<i>7 PM</i> <i>11-11-85</i> \$ 2,350 ✓	\$ 300	\$	\$ 2,650
0404	Chugiak Fire CIB	350			350
0411	Parking CIB	14,000	3,000		17,000
0431	Anchorage Fire SA CIB	460			460
0441	Anchorage Roads and Drainage Service Area CIB	17,805 <i>WA</i> <i>2/26/85</i>	133,560	200	151,565
0461	Anchorage Parks and Recreation Service Area CIB	<i>WA</i> 2,785	480	10,680	13,945
0462	Eagle River/Chugiak Parks and Recreation Service Area CIB	150			150
0485	Public Transit CIB		2,071		2,071
	TOTALS	\$ 37,900	\$ 139,411	\$10,880	\$188,191

3. The 1986 appropriations by Department are as follows:


DEPT.#	DEPARTMENT	(\$000's)			Total Program
		Appropriation Amount	Anticipated Grants	Other	
1600	Property & Facility Management	\$ 1,000 ^{-with}	\$	\$	\$ 1,000
1700	Capital Projects Office	2,000			2,000
2000	Health and Human Services	1,350 ^{-with}	300		1,650
3000	Fire	810			810
5400	Parks and Recreation	2,935	480	10,680	14,095
6000	Transit		2,071		2,071
7000	Public Works	15,805	133,560	200	149,565
N/A	Parking Authority	14,000	3,000		17,000
TOTALS		\$37,900	\$139,411	\$10,880	\$188,191

4. This Ordinance shall take effect January 1, 1986.

PASSED AND APPROVED by the Anchorage Municipal Assembly this 26th
day of November, 1985.


Chairman

ATTEST:


Municipal Clerk

DATE 11-26-85

Submitted by: Chairman of the Assembly
at the Request of the
Mayor
Prepared by: Office of Management and
Budget
For Reading:

Anchorage, Alaska
AR NO. 85-231(S-1) Amended

A RESOLUTION ADOPTING THE 1986-1991 GENERAL GOVERNMENT CAPITAL
IMPROVEMENT PROGRAM.


WHEREAS, the Assembly has reviewed the 1986-1991 General
Government Capital Improvement Program submitted by the Mayor; and

WHEREAS, on November 19, 1985 and on November 26, 1985 duly
advertised public hearings were held on the 1986-1991 General
Government Capital Improvement Program.

NOW, THEREFORE, the Anchorage Assembly hereby resolves:

1. That the 1986-1991 General Government Capital Improvement
Program as recommended by the Mayor and revised by the
Assembly is hereby adopted.
2. That the attached table summarizes the approved 1986-1991
General Government Capital Improvement Program.
3. That this resolution shall become effective immediately
upon approval.

PASSED AND APPROVED by the Anchorage Municipal Assembly this
26th day of November, 1985.


Chairman


ATTEST:

Municipal Clerk

TABLE
 1986-1991 GENERAL GOVERNMENT CAPITAL IMPROVEMENT PROGRAM
 (\$000)

<u>Fund</u>	<u>Fund Title</u>	<u>1986</u>	<u>1987</u>	<u>1988</u>	<u>1989</u>	<u>1990</u>	<u>1991</u>
0401	Areawide General Capital Improvement Budget (CIB)	\$ 2,650	\$10,952	\$ 3,005	\$ 2,877	\$ 2,960	\$ 2,170
0404	Chugiak Fire CIB	350		138	189	347	219
0406	Girdwood Valley SA CIB		412	433	335	206	206
0411	Parking CIB	17,000					
0431	Anchorage Fire Service Area CIB	460	1,000	1,000	568	469	356
0441	Anchorage Roads and Drainage Service Area CIB	151,565	49,420	53,045	50,638	48,245	51,560
0451	Anchorage Police CIB		2,370		1,295	6,345	
0461	Anchorage Parks and Recreation Service Area CIB	13,945	11,310	10,893	10,552	10,660	10,136
0462	Eagle River/Chugiak Parks and Recreation Service Area CIB	150	1,300	1,300	1,300	1,300	1,300
0485	Public Transit CIB	2,071	2,715	7,356	2,576	3,483	3,053
	TOTAL	<u>\$188,191</u>	<u>\$79,479</u>	<u>\$77,170</u>	<u>\$70,330</u>	<u>\$74,015</u>	<u>69,000</u>