

MUNICIPALITY OF ANCHORAGE
General Government Departments
Summary of Total Program
(\$000's)

Department /Category	1985	1986	1987	1988	1989	1990	Total
<u>ROADS AND TRANSPORTATION</u>							
Transit							
Public Transit	12,406	4,457	11,778	3,251	4,502	2,810	39,204
Capital Projects							
Parking Projects	30,400	5,700	6,200	6,700	7,200	7,700	63,900
Public Works							
Accelerated Roads Program	89,580	30,270	33,520	0	0	0	153,370
Road Improvements	14,979	16,570	18,110	59,155	51,710	64,490	225,014
Drainage Improvements	9,360	7,250	7,450	6,970	6,830	6,780	44,640
Roads and Drainage Rehabilitation	1,039	1,280	2,016	2,220	2,440	2,562	11,557
Street Facilities	73	2,266	3,506	3,321	1,950	3,843	14,959
Heavy Equipment Purchase	0	777	870	970	1,060	1,113	4,790
Special Projects	5,352	0	4,000	0	0	0	9,352
Transportation Safety Improvements	17,016	17,250	15,350	16,700	15,700	15,450	97,466
Areawide Communication	1,165	995	650	650	650	650	4,760
Total Public Works	138,564	76,658	85,472	89,986	80,340	94,888	565,908
TOTAL ROADS AND TRANSPORTATION	<u>181,370</u>	<u>86,815</u>	<u>103,450</u>	<u>99,937</u>	<u>92,042</u>	<u>105,398</u>	<u>669,012</u>
<u>POLICE AND FIRE PROTECTION</u>							
Police Department							
Anchorage Police	4,653	1,051	0	0	0	6,160	11,864
Fire Department							
Anchorage Fire	1,343	292	150	180	343	625	2,933
Chugiak Fire	112	163	137	80	189	163	844
Emergency Medical Services	156	201	142	150	238	168	1,055
Total Fire Department	1,611	656	429	410	770	956	4,832
TOTAL POLICE AND FIRE PROTECTION	<u>6,264</u>	<u>1,707</u>	<u>429</u>	<u>410</u>	<u>770</u>	<u>7,116</u>	<u>16,696</u>

MUNICIPALITY OF ANCHORAGE
General Government Departments
Summary of Total Program
(\$000's)

Department/Category	1985	1986	1987	1988	1989	1990	Total
NEIGHBORHOOD/COMMUNITY IMPROVEMENT							
Property & Facility Management							
Wetland Acquisition	2,000	2,000	2,000	0	0	0	6,000
General Projects	<u>3,704</u>	<u>4,000</u>	<u>4,000</u>	<u>1,800</u>	<u>1,800</u>	<u>1,800</u>	<u>17,104</u>
Total Property & Facility Management	5,704	6,000	6,000	1,800	1,800	1,800	23,104
Capital Projects							
Areawide Projects	6,685	2,225	1,920	1,630	0	0	12,460
Anchorage Parks & Recreation	<u>11,000</u>	<u>2,900</u>	<u>2,100</u>	<u>780</u>	<u>2,900</u>	<u>3,130</u>	<u>22,810</u>
Total Capital Projects	17,685	5,125	4,020	2,410	2,900	3,130	35,270
Library							
Library Improvements	2,445	1,402	0	0	0	0	3,847
Parks & Recreation							
Park Acquisition	10,490	5,090	6,135	5,380	5,045	5,035	37,175
Park Development	9,495	8,345	3,860	5,925	3,800	3,875	35,300
Chugiak-Eagle River Recreation	4,500	1,800	1,700	1,800	1,900	1,900	13,600
Girdwood Recreation	<u>200</u>	<u>400</u>	<u>420</u>	<u>325</u>	<u>200</u>	<u>0</u>	<u>1,545</u>
Total Parks & Recreation	24,685	15,635	12,115	13,430	10,945	10,810	87,620
Information Systems							
Equipment Acquisition	825	0	0	0	0	0	825
Total Information Systems	825	0	0	0	0	0	825
TOTAL NEIGHBORHOOD/COMMUNITY IMPROVEMENT	<u>51,344</u>	<u>28,162</u>	<u>22,135</u>	<u>17,640</u>	<u>15,645</u>	<u>15,740</u>	<u>150,666</u>
GENERAL GOVERNMENT TOTAL PROGRAM	<u>238,978</u>	<u>116,684</u>	<u>126,014</u>	<u>117,987</u>	<u>108,457</u>	<u>128,254</u>	<u>836,374</u>

MUNICIPALITY OF ANCHORAGE
General Government Departments
Source of Funds Summary
Fiscal Year 1985
(\$000's)

Department/Category	G.O. Bonds	Revenue Bonds	Federal Grants	State Grants	Other Source	Total Program
<u>ROADS AND TRANSPORTATION</u>						
Transit						
Public Transit	0	0	11,371	1,035	0	12,406
Capital Projects						
Parking Projects	<u>0</u>	<u>17,000</u>	<u>0</u>	<u>13,400</u>	<u>0</u>	<u>30,400</u>
Total Transit	0	17,000	11,371	14,435	0	42,806
Public Works						
Accelerated Roads Program	0	0	0	80,580	9,000	89,580
Road Improvements	6,483	0	0	8,496	0	14,979
Drainage Improvements	950	0	0	8,410	0	9,360
Roads and Drainage Rehabilitation	0	0	0	1,039	0	1,039
Street Facilities	0	0	0	73	0	73
Heavy Equipment Purchase	0	0	0	0	0	0
Special Projects	0	0	0	5,352	0	5,352
Transportation Safety Improvements	7,567	0	0	9,449	0	17,016
Areawide Communication	<u>0</u>	<u>0</u>	<u>0</u>	<u>1,165</u>	<u>0</u>	<u>1,165</u>
Total Public Works	15,000	0	0	114,564	0	138,564
TOTAL ROADS AND TRANSPORTATION	<u>15,000</u>	<u>17,000</u>	<u>11,371</u>	<u>128,999</u>	<u>0</u>	<u>181,370</u>
<u>POLICE AND FIRE PROTECTION</u>						
Police Department						
Anchorage Police	0	0	0	4,653	0	4,653
Fire Department						
Anchorage Fire	0	0	0	1,343	0	1,343
Chugiak Fire	0	0	0	112	0	112
Emergency Medical Services	<u>0</u>	<u>0</u>	<u>0</u>	<u>156</u>	<u>0</u>	<u>156</u>
Total Fire Department	0	0	0	1,611	0	1,611
TOTAL POLICE AND FIRE PROTECTION	<u>0</u>	<u>0</u>	<u>0</u>	<u>6,264</u>	<u>0</u>	<u>6,264</u>

MUNICIPALITY OF ANCHORAGE
 General Government Departments
 Source of Funds Summary
 Fiscal Year 1985
 (\$000's)

Department /Category	G.O. Bonds	Revenue Bonds	Federal Grants	State Grants	Other Source	Total Program
<u>NEIGHBORHOOD/COMMUNITY IMPROVEMENT</u>						
Property & Facility Management						
Wetland Acquisition	0	0	0	1,000	1,000	2,000
General Projects	<u>0</u>	<u>0</u>	<u>0</u>	<u>3,600</u>	<u> </u>	<u>3,704</u>
Total Property & Facility Management	0	0	0	4,600	1,000	5,704
Capital Projects						
Areawide Projects	0	0	0	6,685	0	6,685
Anchorage Parks & Recreation	<u>0</u>	<u>0</u>	<u>0</u>	<u>11,000</u>	<u>0</u>	<u>11,000</u>
Total Capital Projects	0	0	0	17,685	0	17,685
Library						
Library Improvements	0	0	0	2,445	0	2,445
Parks & Recreation						
Park Acquisition	0	0	0	9,390	1,100	10,490
Park Development	0	0	0	9,180	315	9,495
Chugiak-Eagle River Recreation	0	0	0	4,500	0	4,500
Girdwood Recreation	<u>0</u>	<u>0</u>	<u>0</u>	<u>200</u>	<u>0</u>	<u>200</u>
Total Parks & Recreation	0	0	0	23,270	1,415	24,685
Information Systems						
Equipment Acquisition	0	0	0	825	0	825
Total Information Systems	0	0	0	825	0	825
TOTAL NEIGHBORHOOD/COMMUNITY IMPROVEMENT	<u>0</u>	<u>0</u>	<u>0</u>	<u>48,825</u>	<u>2,519</u>	<u>51,344</u>
GENERAL GOVERNMENT TOTAL PROGRAM	<u>15,000</u>	<u>17,000</u>	<u>11,371</u>	<u>184,088</u>	<u>11,519</u>	<u>238,978</u>

MUNICIPALITY OF ANCHORAGE
 General Government Departments
 Source of Funds Summary
 Fiscal Year 1985-1990
 (\$000's)

Department /Category	G.O. Bonds	Revenue Bonds	Federal Grants	State Grants	Other Source	Total Program
<u>ROADS AND TRANSPORTATION</u>						
Transit						
Public Transit	2,914	0	33,278	3,012	0	39,204
Capital Projects						
Parking Projects	0	49,500	0	14,400	0	63,900
Public Works						
Accelerated Roads Program	0	0	0	130,970	22,400	153,370
Road Improvements	72,814	0	0	152,200	0	225,014
Drainage Improvements	16,770	0	0	27,870	0	44,640
Roads and Drainage Rehabilitation	0	0	0	11,557	0	11,557
Street Facilities	0	0	0	14,959	0	14,959
Heavy Equipment Purchase	0	0	0	4,790	0	4,790
Special Projects	0	0	0	9,352	0	9,352
Transportation Safety Improvements	19,162	0	0	78,304	0	97,466
Areawide Communication	1,660	0	0	3,100	0	4,760
Total Public Works	110,406	0	0	433,102	22,400	565,908
TOTAL ROADS AND TRANSPORTATION	<u>113,320</u>	<u>49,500</u>	<u>33,278</u>	<u>450,514</u>	<u>22,400</u>	<u>669,012</u>
<u>POLICE AND FIRE PROTECTION</u>						
Police Department						
Anchorage Police	0	0	0	11,864	0	11,864
Fire Department						
Anchorage Fire	0	0	0	2,933	0	2,933
Chugiak Fire	0	0	0	844	0	844
Emergency Medical Services	0	0	0	1,055	0	1,055
Total Fire Department	0	0	0	4,832	0	4,832
TOTAL POLICE AND FIRE PROTECTION	<u>0</u>	<u>0</u>	<u>0</u>	<u>16,696</u>	<u>0</u>	<u>16,696</u>

MUNICIPALITY OF ANCHORAGE
 General Government Departments
 Source of Funds Summary
 Fiscal Year 1985-1990
 (\$000's)

Department/Category	G.O. Bonds	Revenue Bonds	Federal Grants	State Grants	Other Source	Total Program
NEIGHBORHOOD/COMMUNITY IMPROVEMENT						
Property & Facility Management						
Wetland Acquisition	0	0	0	3,000	3,000	6,000
General Projects	<u>0</u>	<u>0</u>	<u>0</u>	<u>17,000</u>	<u>104</u>	<u>17,104</u>
Total Property & Facility Management	0	0	0	20,000	3,104	23,104
Capital Projects						
Areawide Projects	0	0	0	12,460	0	12,460
Anchorage Parks & Recreation	<u>0</u>	<u>0</u>	<u>0</u>	<u>22,810</u>	<u>0</u>	<u>22,810</u>
Total Capital Projects	0	0	0	35,270	0	35,270
Library						
Library Improvements	0	0	0	3,847	0	3,847
Parks & Recreation						
Park Acquisition	0	0		36,075	1,100	37,175
Park Development	8,620	0		26,365	315	35,300
Chugiak-Eagle River Recreation	0	0		13,600	0	13,600
Girdwood Recreation	<u>0</u>	<u>0</u>		<u>1,545</u>	<u>0</u>	<u>1,545</u>
Total Parks & Recreation	8,620	0		77,585	1,415	87,620
Information Systems						
Equipment Acquisition	0	0	0	825	0	825
Total Information Systems	0	0	0	825	0	825
TOTAL NEIGHBORHOOD/COMMUNITY IMPROVEMENT	<u>8,620</u>	<u>0</u>	<u>0</u>	<u>137,527</u>	<u>4,519</u>	<u>150,666</u>
GENERAL GOVERNMENT TOTAL PROGRAM	<u>121,940</u>	<u>49,500</u>	<u>33,278</u>	<u>604,737</u>	<u>26,919</u>	<u>836,374</u>

Submitted by: Chairman of the Assembly
at the request of the
Mayor
Prepared by: Office of Program Planning
and Budgeting
For Reading: November 13, 1984

ANCHORAGE, ALASKA
AR NO. 84-294(S) Amended

A RESOLUTION ADOPTING THE 1985-1990 CAPITAL IMPROVEMENT PROGRAM.

WHEREAS, the Assembly has reviewed the 1985-1990 General Government Capital Improvement Program submitted by the Mayor, and

WHEREAS, on November 13, 1984 and on November 20, 1984 duly advertised public hearings were held on the 1985-1990 General Government Capital Improvement Program;


NOW THEREFORE, the Anchorage Assembly hereby resolves

1. That the 1985-1990 General Government Capital Improvement Program as recommended by the Mayor and revised by the Assembly is hereby adopted.
2. That the attached table summarizes the approved 1985-1990 General Government Capital Improvement Program.
3. That this resolution shall become effective immediately upon approval.

PASSED AND APPROVED by the Anchorage Municipal Assembly this 4th
day of December, 1984.


Chairman

ATTEST:


Municipal Clerk

1985-1990 GENERAL GOVERNMENT CAPITAL IMPROVEMENT PROGRAM
(\$000)

Fund	Title	1985	1986	1987	1988	1989	1990
0401	Areawide General CIB	\$ 26,659	\$ 12,527	\$ 10,020	\$ 4,210	\$ 4,700	\$ 4,930
0404	Chugiak Fire Service Area	112	163	137	80	189	163
0406	Girdwood Recreation CIB	200	400	420	325	200	0
0411	Parking CIB	30,400	5,700	6,200	6,700	7,200	7,700
0431	Anchorage Fire Service Area CIB	1,499	493	292	330	581	793
0441	Anchorage Roads and Drainage Service Area CIB	138,564	76,658	85,472	89,986	80,340	94,888
0451	Anchorage Police CIB	4,653	1,051	0	0	0	6,160
0461	Anchorage Parks and Recreation Service Area CIB	19,985	13,435	9,995	11,305	8,845	8,910
0462	Eagle River/Chugiak Parks and Recreation Service Area CIB	4,500	1,800	1,700	1,800	1,900	1,900
0585	Public Transit CIB	12,406	4,457	11,778	3,251	4,502	2,810
	TOTAL	\$238,978	\$116,684	\$126,014	\$117,987	\$108,457	\$128,254

Submitted by: Chairman of the Assembly
 at the request of the
 Mayor
 Prepared by: Office of Program Planning
 and Budgeting
 For Reading: November 13, 1984

DATE 12-4-84

ANCHORAGE, ALASKA
 AO NO. 84-228(S) Amended

AN ORDINANCE ADOPTING THE 1985 GENERAL GOVERNMENT CAPITAL IMPROVEMENT BUDGET AND APPROPRIATING FUNDS FOR SAID BUDGET.

WHEREAS, the Mayor has presented his recommended 1985 General Government Capital Improvement Budget for the Municipality of Anchorage to the Assembly in accordance with Article XIII, Section 13.03 of the Municipal Charter; and

WHEREAS, the Assembly has reviewed the budget as presented; and

WHEREAS, on November 13, 1984 and on November 20, 1984 duly advertised public hearings were held in accordance with Article XIII, Section 13.04 of the Municipal Charter;

NOW THEREFORE, the Anchorage Assembly hereby ordains:

1. That the 1985 General Government Capital Improvement Budget as recommended by the Mayor and revised by the Assembly is hereby adopted as the 1985 General Government Capital Improvement Budget for the Municipality of Anchorage.
2. That the amounts as set forth in the 1985 General Government Capital Improvement Budget as revised by the Assembly for the respective funds and departments shall be, and they hereby are appropriations for the 1985 fiscal year.
3. The appropriations by fund are as follows:


Fund No.	Department	(\$000's)			Total Program
		Appropriation Amount	Anticipated Grants	Other	
0401	Areawide General CIB	\$	\$ 25,555	\$ 1,104	\$ 26,659
0404	Chugiak Fire Service Area		112		112
0406	Girdwood Valley CIB		200		200
0411	Parking CIB		13,400	17,000	30,400
0431	Anchorage Fire CIB		1,499		1,499
0441	Anchorage Roads and Drainage Service Area CIB	15,000	114,564	9,000	138,564
0451	Anchorage Police CIB		4,653		4,653
0461	Anchorage Parks and Recreation Service Area CIB		18,570	1,415	19,985
0462	Eagle River/Chugiak Parks and Recreation Service Area CIB		4,500		4,500
0585	Public Transit CIB		1,035	11,371	12,406
	TOTALS	\$15,000	\$184,088	\$39,890	\$238,978

4. The appropriations by Department are as follows:


Department No.	Department	(\$000's)			Total Program
		Appropriation Amount	Anticipated Grants	Other	
1400	Information Systems	\$	\$ 825	\$	\$ 825
1600	Property and Facility Management		4,600	1,104	5,704
1700	Capital Projects Office		31,085	17,000	48,085
3000	Fire		1,611		1,611
4000	Police		4,653		4,653
5300	Library		2,445		2,445
5400	Parks and Recreation		23,270	1,415	24,685
6000	Transit		1,035	11,371	12,406
7000	Public Works	<u>15,000</u>	<u>114,564</u>	<u>9,000</u>	<u>138,564</u>
	TOTAL	\$15,000	\$184,088	\$39,890	\$238,978

5. This Ordinance shall take effect January 1, 1985.

PASSED AND APPROVED by the Anchorage Municipal Assembly this 4th day of December, 1984.


Chairman

ATTEST:


Municipal Clerk