

ANCHORAGE RECYCLING GUIDE

MATERIAL	Curbside Programs	Anchorage Recycling Center	Landfill Recycling Area	Carrs parking lots	Central Recycling Services	Schnitzer Steel	Total Reclaim	Other Locations
Plastic Bottles	●	●	●					
Plastic Jugs	●	●	●					
Plastic Bags and Film		●						Carrs / Fred Meyer / Lowe's / Target/ Walmart store entryways (grocery bags only)
Glass Bottles and Jars		●						
Office Paper / Mixed Paper	●	●	●					
Cardboard	●	●	●					Downtown: 239 W. 4th (C St. between 3rd & 4th)
Newspaper	●	●	●	●				Anchorage Daily News (1001 Northway Dr.)
Telephone Books	●	As mixed paper	As mixed paper	during June				
Aluminum Cans	●	●	●	●	●	●	●	Hilltop Recycling (16849 Old Glenn Hwy., Chugiak) (non-ferrous* only) Mobile Metals (non-ferrous* only)
Steel Cans	●	●			●	●		
Scrap metals <i>(fees apply in some cases)</i>		During business hours			●	●	● non-ferrous* only	Anchorage Regional Landfill and Central Transfer Station (appliances only) Hilltop Recycling (16849 Old Glenn Hwy., Chugiak) (non-ferrous* only) Mobile Metals (non-ferrous* only)
Electronics <i>(fees apply in most cases)</i>							●	Anchorage Regional Landfill Hazardous Waste Collection Center (for businesses only) Best Buy (all locations)
Fluorescent Lamps/CFLs**							●	Home Depot (all locations)

*Non-ferrous metals include aluminum, brass, and copper. They don't stick to a magnet. **Fluorescent lamps also can be taken to SWS hazardous waste facilities for proper disposal. See page 10.


RECYCLERS CONTACT INFORMATION

Alaska Waste	www.alaskawaste.com	563-3717
Solid Waste Services	www.muni.org/sws	343-6250
Anchorage Recycling Center	6161 Rosewood St.	562-2267
Landfill Recycling Area	15500 E. Eagle River Loop Rd, Fort Richardson (for mapping purposes)	343-6262
Carrs Parking Lots	<i>see page 8 for details.</i>	
Central Recycling Services	2400 Railroad Ave. - www.centralrecyclingservices.com	248-7400
Schnitzer Steel	9705 King Street - www.alaskametalrecycling.com	349-4833
Total Reclaim	12101 Industry Way, Unit C4 - www.totalreclaim.com/alaska.html	561-0544



ANCHORAGE RECYCLING GUIDE

What's accepted	What to leave out
#1 PET bottles with neck and screw top (beverage bottles), caps	Other numbered plastics, plastic produce and take-out containers
#2 HDPE jugs with neck and screw top (milk and detergent jugs), caps	Other numbered plastics, cups, tubs, oil/chemical containers
Stretchy plastic film, like grocery bags, drycleaner bags, bubble wrap, stretch wrap, shrink wrap	Food-contaminated bags, bags with paper labels affixed, crinkly film like cereal box liners and snack bags
Glass bottles and jars, rinsed	Pyrex, laboratory glass, windshield glass, porcelain, ceramics, TV/computer glass, boxes, bags, lids, caps, or corks
White/colored paper, glossy paper, junk mail, window envelopes, paperboard (cereal boxes, paper towel rolls), gift wrap, paper egg cartons. Staples and paper clips okay	Milk cartons, juice boxes, hardcover books (unless binding and cover are removed), binder clips, plastic or metal bindings
Corrugated boxes Clean pizza boxes Brown paper grocery bags	Waxed corrugated, Fish boxes Non-corrugated paper, Cereal Boxes Soiled, wet cardboard
Newspaper and its inserts	Plastic bags, other paper
Telephone directories	Other paper, plastic bags
Aluminum beverage cans, rinsed (don't stick to magnets)	Scrap metal, steel, aluminum foil, aluminum pet food cans
Steel food and beverage cans, rinsed (DO stick to magnets)	Scrap metal, aluminum
Aluminum cans, aluminum scrap, brass, copper, stainless steel, radiators, lead, tin, cables. Appliances and vehicles at some locations. Call for details	Refrigerants, asbestos, oils, gasoline, petroleum products, antifreeze, lead-acid batteries, PCBs, automobile airbags, paint cans or other paint containers, acetylene bottles, fluorescent lamps, neon, high intensity or mercury vapor lights, circuit boards, hazardous or toxic substances, military scrap, explosives or explosive residues, radioactive materials, tires, wood, dirt, yard debris, concrete, asphalt, glass, rubber or other non-metallic materials
Televisions, computer monitors, computers, laptops, keyboards, mice, modems, external drives, scanners, printers, copiers, cables, other computer peripherals, VCRs, DVD players, stereos, radios, phones, fax machines, camcorders, electric typewriters, microwave ovens, telephones, cell phones and most media (floppies, CDs, DVDs, VHS tapes)	Smoke detectors, vacuum cleaners, EXIT signs, lighting ballasts
Whole long tubular fluorescent lamps, round tubular lamps, small screw-in or pop-in compact fluorescent lamps of all styles	Ballasts, broken lamps, incandescent light bulbs, LED lamps




Flatten Your Cardboard

Whether you're recycling curbside or at a drop-off location, flatten your cardboard so it fits! Unflattened cardboard increases the labor costs of recycling by increasing the number of times bins need to be hauled.

Curbside Tips

Observe all rules of your curbside program. Leave at least three feet of space around and between your carts so the automated trucks have enough room to pick them up. Close the lid completely on your cart, and be sure the handle is facing your house. Check for obstacles like snow banks, mailboxes, trees, cars, and telephone poles when setting out your carts. Items left outside the cart are only collected if you have called in a request prior to your collection day.



Bottle Caps Are Okay


You can now recycle plastic caps from your bottles and jugs. The best way to do this is to empty the bottle or jug, flatten or crush it if possible and put the screw cap back on before tossing it in your recycling bin.



Left Items Are Litter

Items left outside of the designated bins at any recycling location are considered litter and will be discarded as trash. If the bin is full, please don't leave your items near the bin as it will not be recycled. Excessive littering around bins jeopardizes the future of the recycling program.

If In Doubt, Leave It Out



Read all signage on recycling bins and follow instructions. If an item is not on the list of acceptable items, don't put it in the bin.