

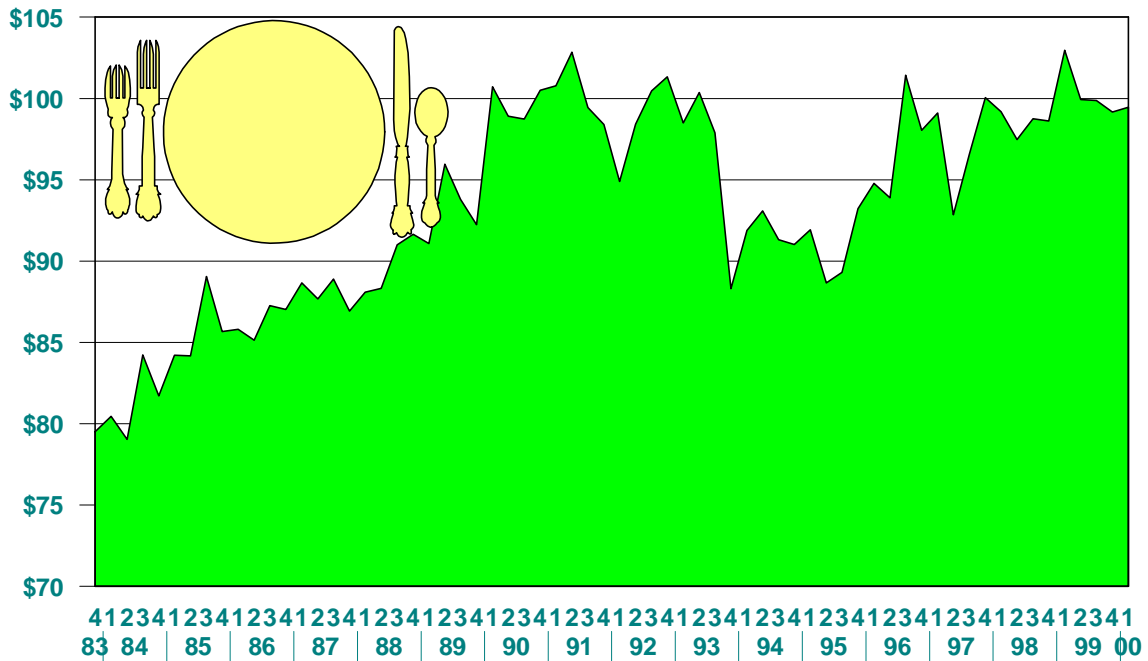
## Cost of Food at Home for a week in Alaska - March 2000

	Anchorage	Bethel	Cordova	Dillingham	Fairbanks	Juneau	Kenai Soldotna	Ketchikan	Kodiak	Mat-Su Bor.	Nome	Sitka	Tok	Portland Oregon
Family of 2 (20-50 years)	58.53	95.24	87.67	103.2	57.74	62.12	65.53	60.73	78.78	65.76	92.92	70.29	85.24	46.7
Family of 2 (51 & older)	56.28	91.58	84.3	99.23	55.53	59.73	63.01	58.4	75.75	63.24	89.35	67.59	81.96	44.9
Family of 4, children 1-5 years	84.42	137.38	126.45	148.85	83.29	89.6	94.52	87.59	113.63	94.86	134.03	101.4	122.94	67.36
Family of 4, children 6-11 years	99.46	161.85	148.98	175.37	98.13	105.56	111.36	103.2	133.87	111.75	157.91	119.5	144.85	79.36
Children 1-2 years	14.88	24.22	22.29	26.24	14.68	15.8	16.66	15.44	20.03	16.72	23.63	17.88	21.68	11.88
Children 3-5 years	13.1	21.32	19.62	23.1	12.93	13.9	14.67	13.59	17.63	14.72	20.8	15.73	19.08	10.45
Children 6-8 years	16.2	26.37	24.27	28.57	15.98	17.2	18.14	16.81	21.81	18.2	25.72	19.46	23.6	12.93
Children 9-11 years	24.57	39.99	36.81	43.33	24.25	26.08	27.51	25.5	33.08	27.61	39.01	29.51	35.79	19.61
Females, 12-19 years	23.95	38.98	35.88	42.24	23.63	25.42	26.82	24.85	32.24	26.92	38.03	28.77	34.89	19.11
Females, 20-50 years	24.81	40.37	37.16	43.74	24.47	26.33	27.77	25.74	33.39	27.87	39.38	29.79	36.13	19.79
Females, 51 years and over	24.11	39.23	36.11	42.51	23.79	25.59	26.99	25.02	32.45	27.09	38.28	28.95	35.11	19.24
Males, 12-14 years	27.75	45.16	41.57	48.93	27.38	29.46	31.07	28.8	37.36	31.18	44.06	33.33	40.42	22.14
Males, 15-19 years	28.61	46.55	42.85	50.44	28.22	30.36	32.03	29.68	38.5	32.14	45.41	34.35	41.66	22.82
Males, 20-50 years	28.37	46.17	42.5	50.03	27.99	30.11	31.77	29.44	38.19	31.88	45.05	34.08	41.32	22.64
Males, 51 years & older	27.05	44.03	40.52	47.7	26.69	28.71	30.29	28.07	36.42	30.4	42.95	32.49	39.4	21.59
<b>Percentage Change From:</b>														
Anchorage March 2000	0%	63%	50%	76%	-1%	6%	12%	4%	35%	12%	59%	20%	46%	-20%
Anchorage December 1999	0%	61%	41%	72%	-2%	3%	9%	5%	26%	17%	61%	14%	41%	-22%
Anchorage March 1999	-3%	59%	41%	72%	2%	6%	8%	2%	36%	10%	54%	14%	35%	-23%
Anchorage March 1998	0%	54%	39%	71%	1%	6%	7%	5%	29%	12%	64%	14%	49%	-30%
Anchorage March 1997	0%	49%	38%	61%	-1%	6%	11%	6%	19%	9%	79%	16%	30%	-25%
<b>Electricity, 1000 kwh (bold denotes communities receiving PCE)</b>	94.79	<b>202.35</b>	<b>213.63</b>	<b>168.95</b>	88.53	102.39	119.36	93.5	169.03	107.21	<b>172.9</b>	91.35	<b>187.77</b>	61.06
Heating oil, 55 gal	76.72	92.37	108.35	90.75	74.8	79.38		72.05	81.95	74.8	102.85	92.36	70.95	85.75
Gas, 55 gal unleaded auto	82.5	114.4	101.75	111.05	83.6	87.95	81.95	96.25	99.5	84.14	118.25	94.38	90.7	82.45
Lumber, 2X4X8'	2.76	5.2	5.43	6.57	3.99	3.07	3.6	2.89	3.73	3.48	4.98	2.93	3.84	2.38
Propane, 100 lb refill	44	110.25	68.38	82.6	40.83	46.58	42.48	37.93	68.79	40.12	87.17	57.99	37.76	35.4
Sales Tax (In percent)	0%	5%	6%	5%	0%	5%	5%	6%	6%	3%	4%	5%	0%	0%
Percent of Food Unavailable	0%	0%	0%	0%	1%	0%	1%	0%	1%	1%	4%	0%	3%	0%

Source: "Cost of Food at Home for a Week in Alaska, March 2000," Alaska Cooperative Extension, University of Alaska, Fairbanks. (Updated 6/20/2000)

# Cost of Food at Home for a Week\*

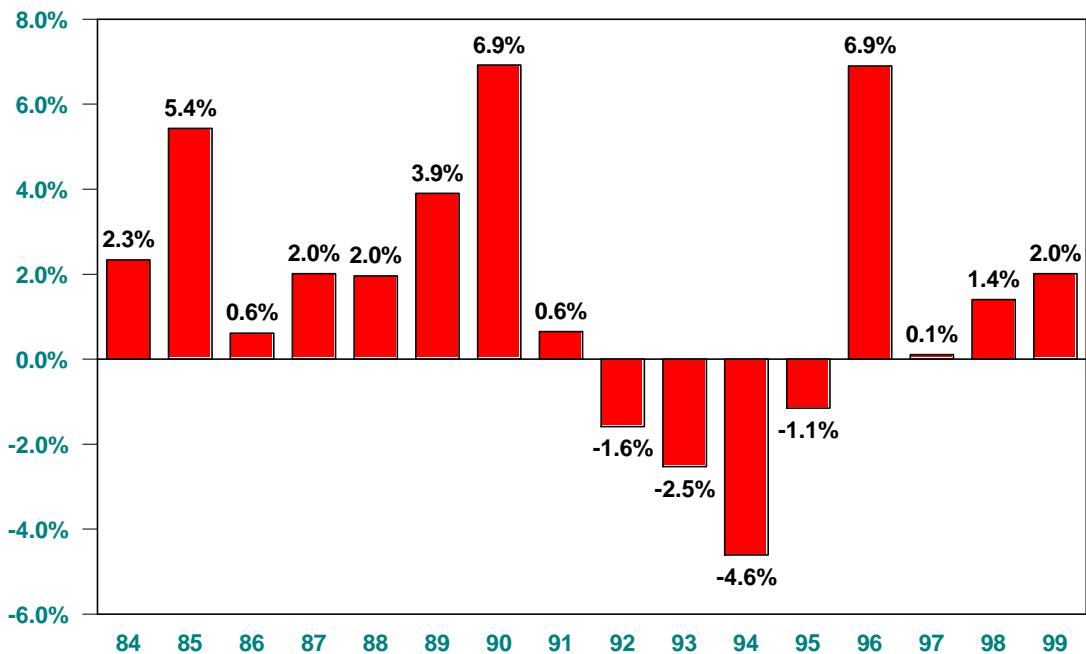
Anchorage - 1983-2000, By Quarter



Source: Anchorage survey by Alaska Cooperative Extension, University of Alaska Fairbanks. \*For a family of four with two elementary children. (Updated 6/26/2000)

# Cost\* of Food at Home for a Week\*

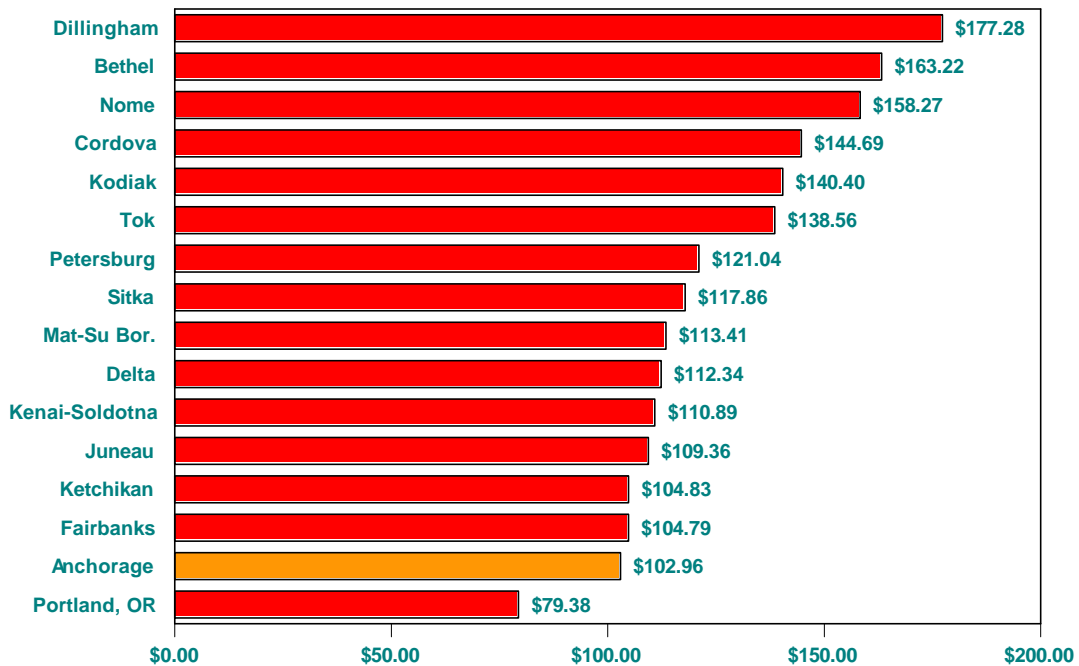
Anchorage - Annual Percentage Change



Source: Anchorage survey by Alaska Cooperative Extension, University of Alaska Fairbanks. \*For a family of four with two elementary children. (Updated 6/26/2000)

# Cost of Food at Home for a Week\*

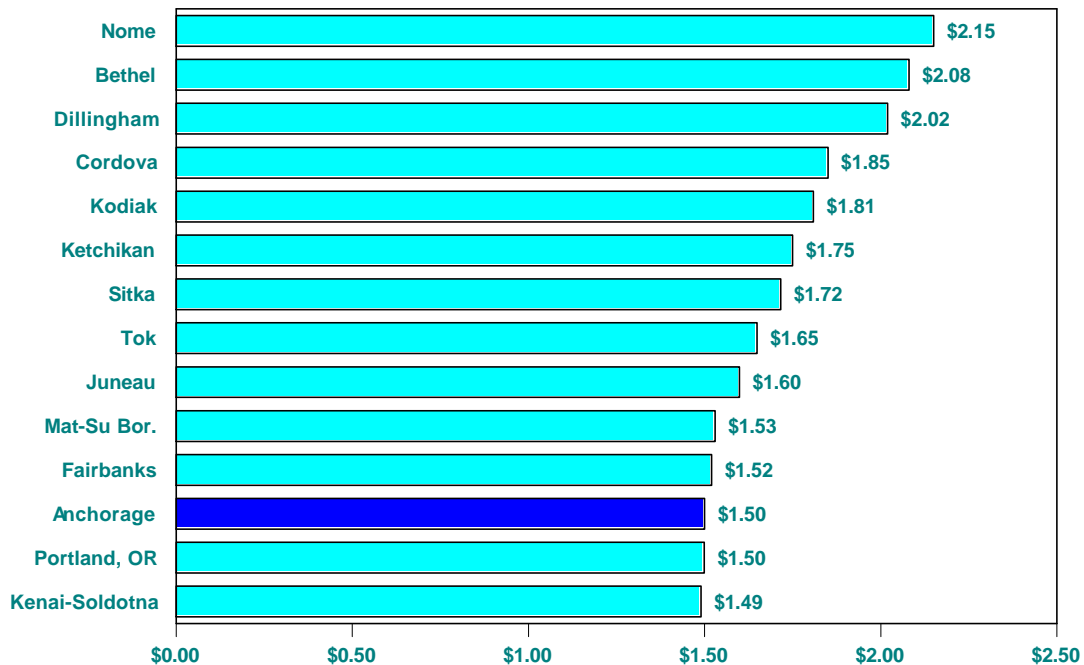
## Anchorage & Alaska Cities - March 2000



Source: Alaska Cooperative Extension, University of Alaska Fairbanks. \*For a family of four with two elementary children. (Updated 6/26/2000)

# Cost of Unleaded Auto Gas\*

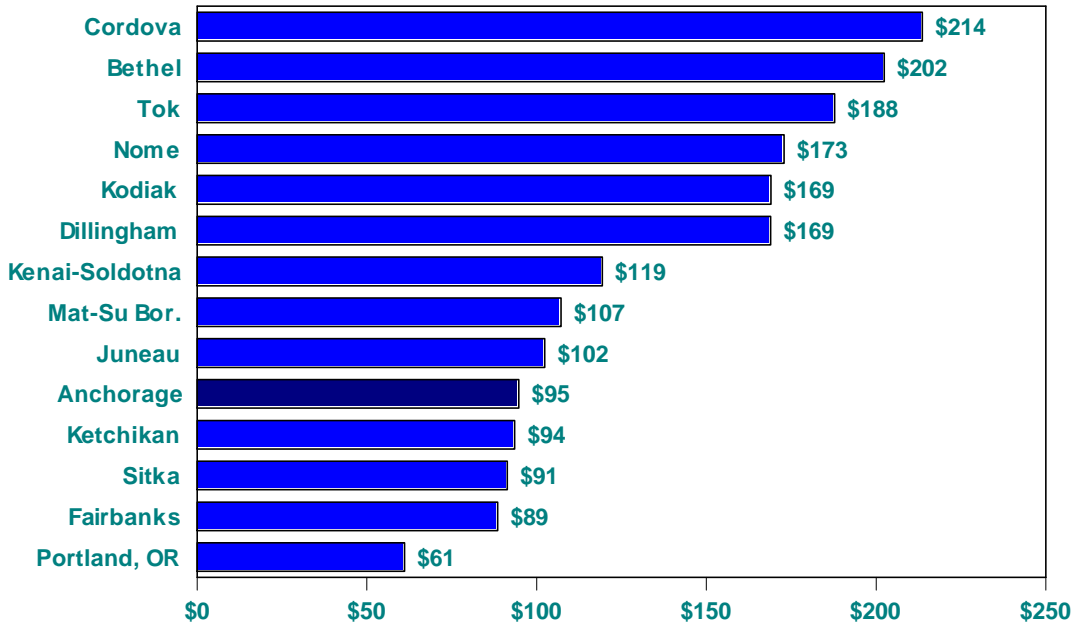
## Anchorage, Alaska Cities & Portland - March 2000



Source: Alaska Cooperative Extension, University of Alaska Fairbanks. \*Price based on purchase of 55 gallons. (Updated 6/26/2000)

# Cost of 1,000 KWH of Electricity

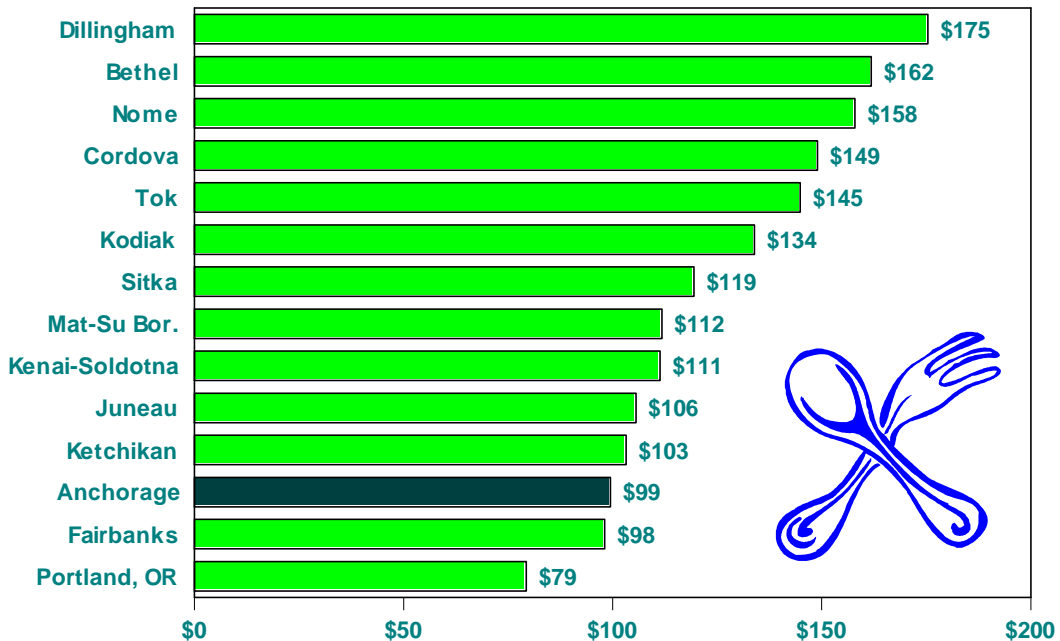
## Anchorage & Alaska Cities - March 2000



Source: Alaska Cooperative Extension, University of Alaska Fairbanks. \*Actual cost for electricity in these communities is higher, but a portion of the cost is paid for by the state. (Updated 6/26/2000)

# Cost of Food at Home for a Week\*

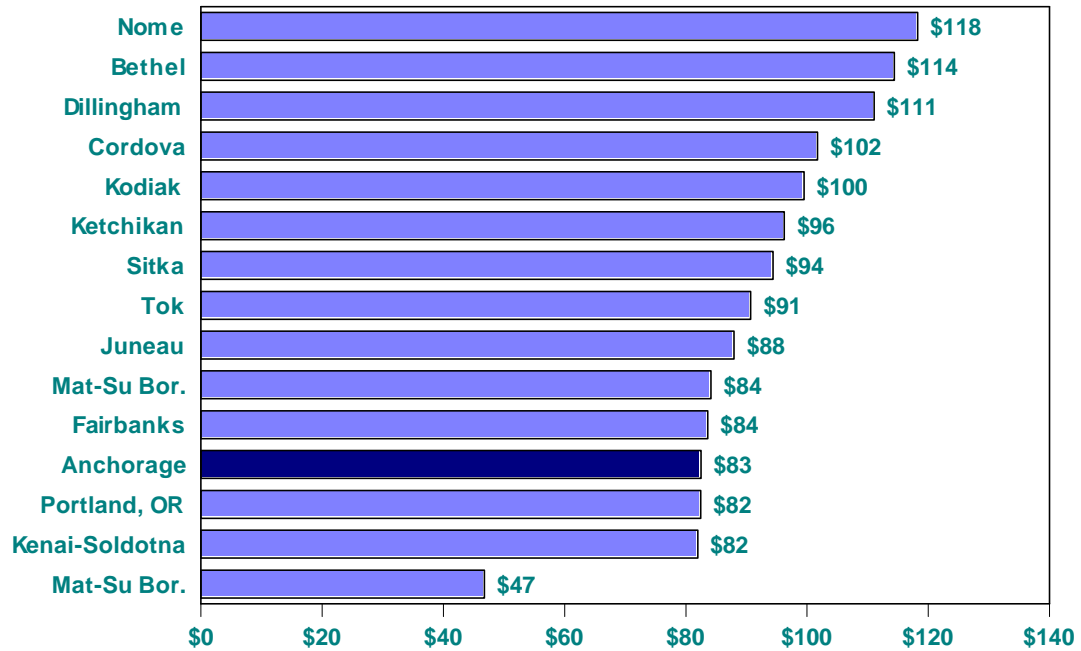
## Anchorage & Alaska Cities - March 2000



Source: Alaska Cooperative Extension, University of Alaska Fairbanks. \*For a family of four with two elementary children. (Revised 6/26/2000)

# Cost of 55 Gallons of Heating Oil

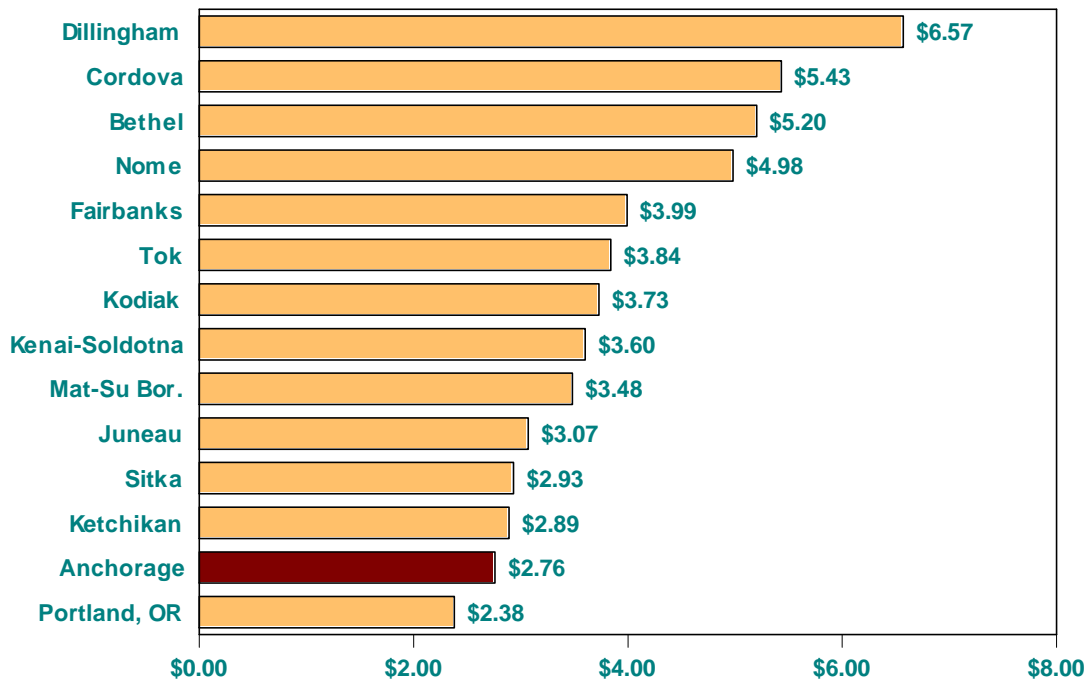
## Anchorage & Alaska Cities - March 2000



Source: Alaska Cooperative Extension, University of Alaska Fairbanks. (Updated 6/26/2000)

# Cost of Lumber (2"X4"X8')

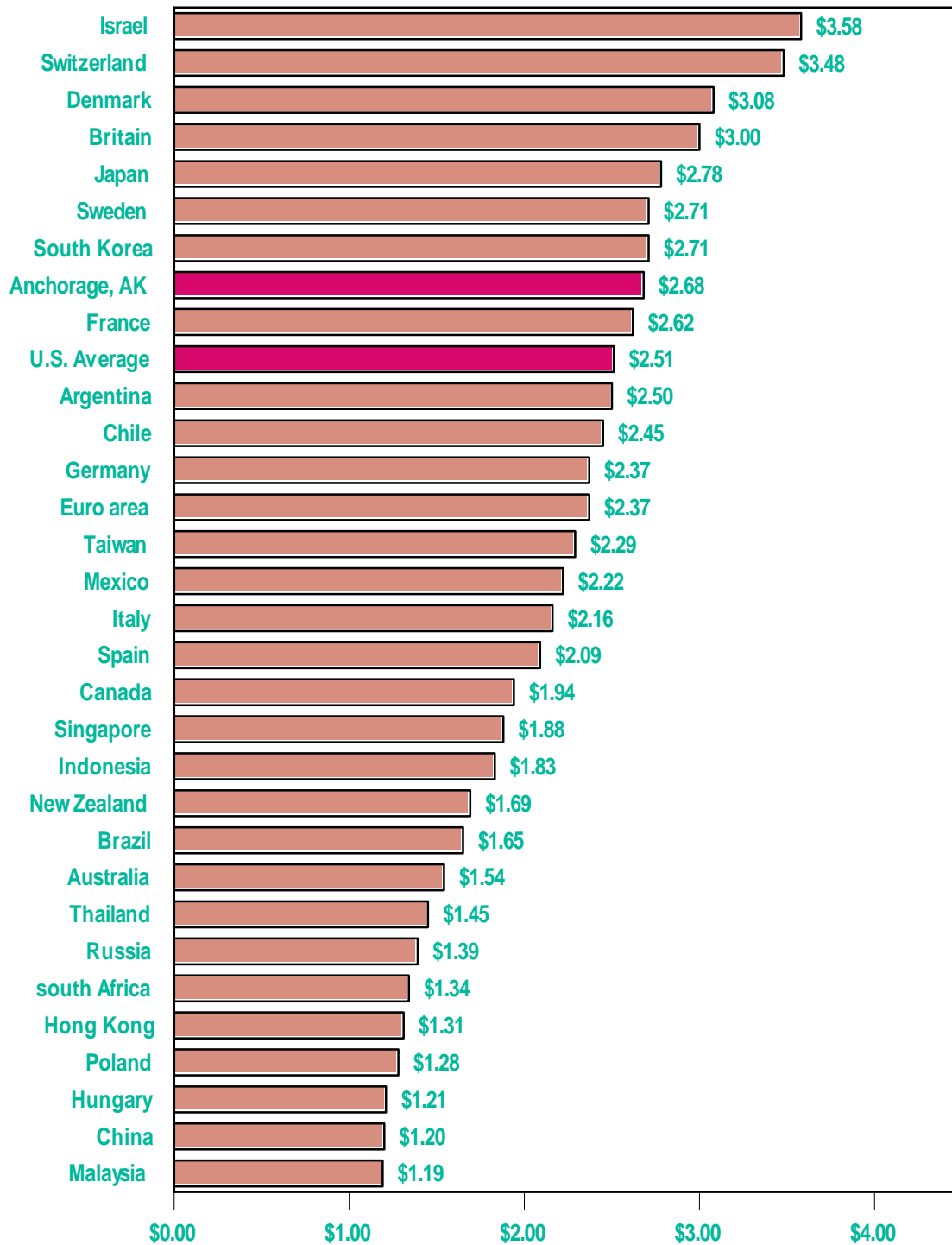
## Anchorage & Alaska Cities - March 2000



Source: Alaska Cooperative Extension, University of Alaska Fairbanks. (Revised 6/26/2000)

# Cost of a Big Mac\* in US Dollars

Anchorage, U.S. and Foreign Countries - April 2000



Sources: "Big MacCurrencies," *the Economist Magazine*, April 29, 2000;  
 Anchorage cost provided by local MacDonald's Restaurants,  
 (an average of six, range from \$2.59 to \$2.79). (updated 6/26/2000)