



# 2023-2026 Transportation Improvement Program (TIP): Proposed Criteria

**COMMENT PERIOD:**  
07-23-2021 - 09-20-2021

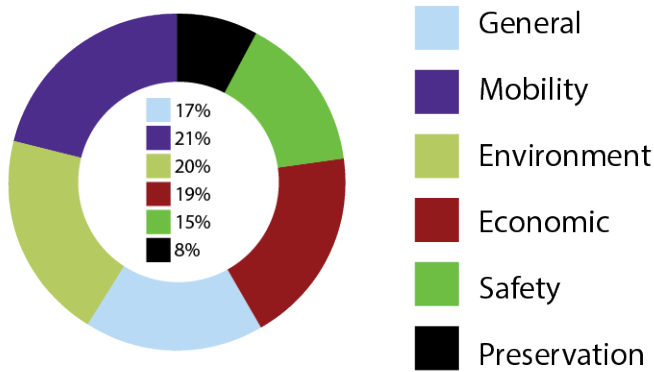
## PUBLIC COMMENTS

**Total Comments** 139

**Comments by Categories**

General Comments.....	24
Safety.....	21
Mobility.....	29
Economic.....	26
Environment.....	28
Preservation.....	11

### COMMENT CATEGORIES



100 % OF THE OVERALL COMMENTS  
11 ENTITIES OR INDIVIDUALS COMMENTED

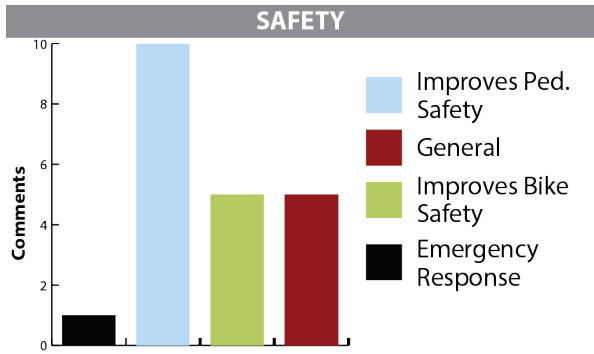


An individual or entity may have submitted multiple comments.

**General Comments:** 17% of the comments received were not about a specific criteria. Comments generally regarded the allocation of points, project specifics and providing more user-friendly criteria for the public to review.

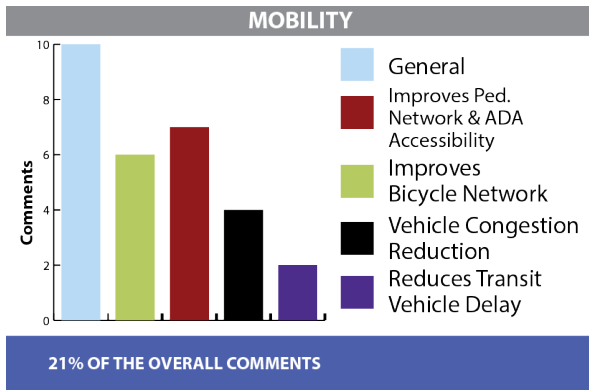
**Safety:** 15% of the overall comments received were about safety. The majority of comments made about safety were in regards to pedestrian safety.

## COMMENTS BY CATEGORY

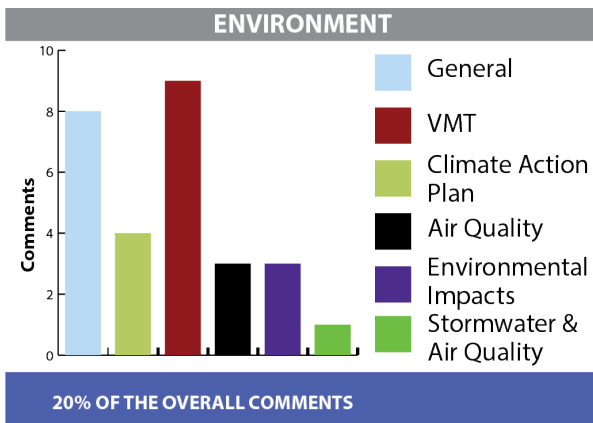


15% OF THE OVERALL COMMENTS

# COMMENTS BY CATEGORY



**Environment:** The Environment received 20% of the overall comments. The majority of comments made were specific to VMT.



**Preservation:** 8% of the overall comments received were about Preservation. The majority of comments made were about improving sidewalks & off-street facilities.

**Mobility:** Mobility received 21% of the overall comments. The majority of the comments were general in nature. Comments included topics such as point allocation, terminology & resource links, and comments about specifying the intent to see an increase in mode-shift.

**Economic** 19% of the overall comments received were about the economic criteria. The majority of the comments were general in nature. Comments included topics such as point allocation, increasing the range of opportunity for projects receiving negative points, and adding cost-benefit and life-cycle cost ratios to the scoring criteria

