
Fire Department

Anchorage: Performance. Value. Results.

Mission

To serve our community, before, during, and after an emergency.

Core Services

- Emergency medical services response and transportation to hospitals
- Fire suppression and life rescue
- Fire code compliance inspections, fire code plan review, fire cause investigations

Accomplishment Goals

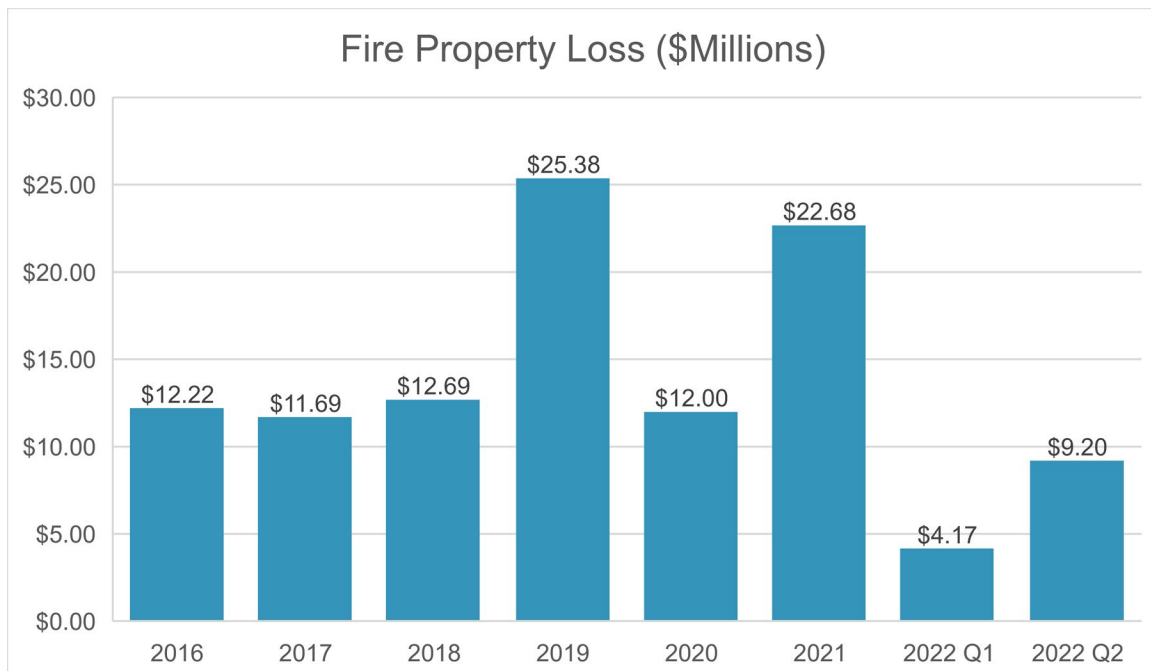
- Improve outcome for sick, injured, trapped, and endangered victims
- Reduce fire damage, eliminate fire deaths, and injuries
- Prevent unintended fires

Performance Measures

Progress in achieving goals shall be measured by:

Measure #1: Annual property loss due to fire

2016	2017	2018	2019	2020	2021	2022 Q1	2022 Q2
\$12.22	\$11.69	\$12.69	\$25.38	\$12.00	\$ 22.68	\$ 4.17	\$9.2



- Amounts are estimates based on fire department investigation
- 2017 amount reflects Royal Suites Lodge fire.
- Reduction in property loss in 2020 may be attributed to a reduction in the number and severity of fires to people spending more time at home. For example, a reduction in unattended cooking fires because people are more likely to have the time to pay attention to their cooking.

Emergency Medical Services Division Fire Department

Anchorage: Performance. Value. Results.

Mission

Improve outcome for sick, injured, trapped, and endangered victims

Core Services

- Fielding 9-1-1 emergency calls and dispatching emergency medical resources
- First response basic life support
- Advanced life support response and transportation to hospitals

Accomplishment Goals

Maintain one of the highest cardiac arrest survival rates in the nation

Performance Measures

Explanatory Information

Measures are in substantial part based on National Fire Protection Association 1710: *Standard for the Organization and Deployment of Fire Suppression Operations, Emergency Medical Operations and Special Operations to the Public by Career Fire Departments 2004 Edition.*

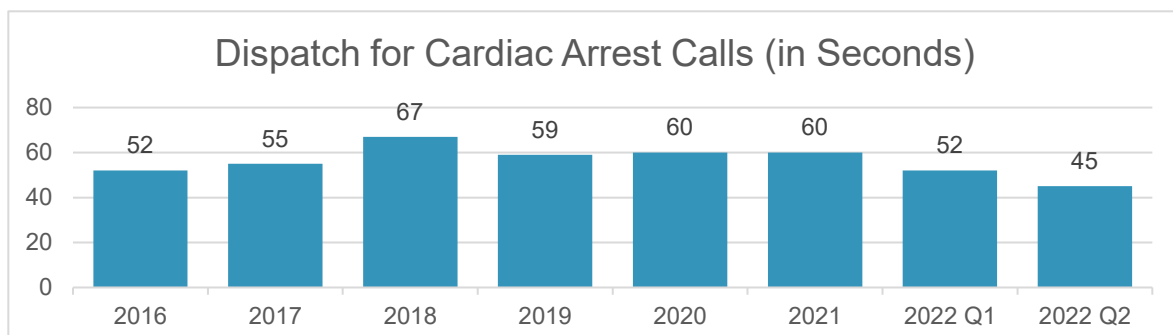
Progress in achieving goals shall be measured by:

Measure #2: Dispatch for cardiac arrest calls
--

Performance target: Units dispatched within 60 seconds, 90% of the time

	2016	2017	2018	2019	2020	2021	2022 Q1	2022 Q2
Average (seconds)	52	55	67	59	60	53	52	45
% Under 60 seconds	73%	72%	68%	68%	63%	75%	74%	77%
# of Cardiac dispatches	624	641	593	599	685	819	252	218

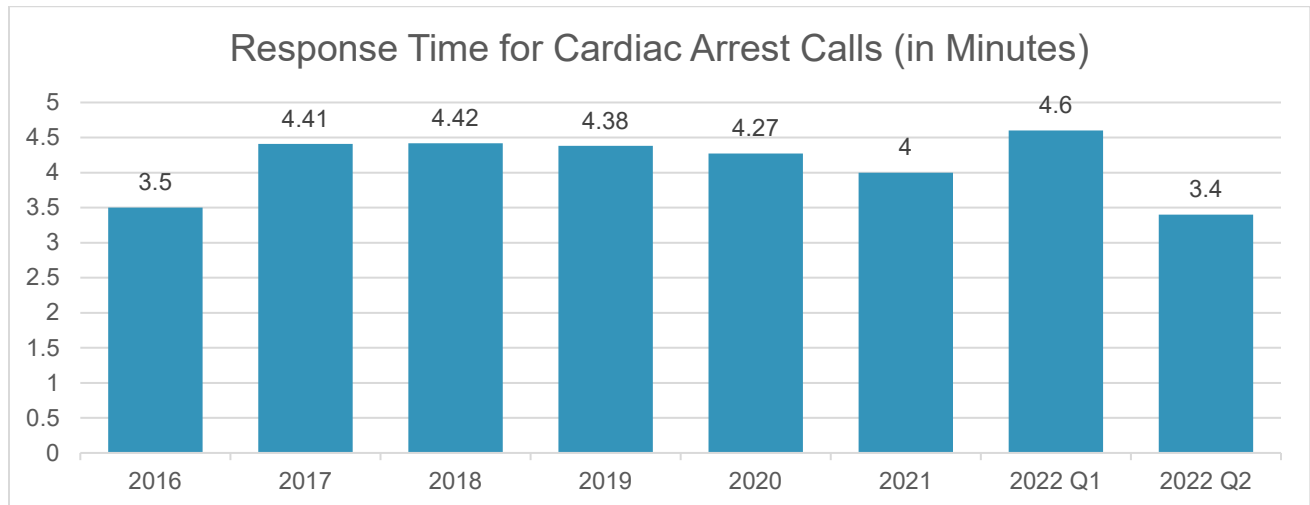
* These number represents only dispatches for code red complaints of chest pain and cardiac arrest. Numbers in 2021 are elevated due to better analytical tools and an increase in overall EMS calls by 2,997.



Measure #3: Response time to cardiac arrest calls

Performance target: Arrive at the patient within 4 minutes of being dispatched, 90% of the time

	2016	2017	2018	2019	2020	2021	2022 Q1	2022 Q2
Average (minutes)	3.5	4.41	4.42	4.38	4.27	4.0	4.6	3.4
% Under 4 minutes	70%	46%	46%	42%	44%	47%	27%	55%
# of occurrences	624	641	593	599	685	819	252	218
Confirmed Cardiac Events	181	259	235	197	268	324	74	79



Second quarter of 2020: Dispatch and response times may have increased for two reasons:

- The addition of coronavirus exposure screening questions asked of most callers seeking EMS services
- Prior to departing the station AFD personnel are required to don a higher level of PPE especially for EMS responses

Fire and Rescue Operations Division Fire Department

Anchorage: Performance. Value. Results.

Mission

Reduce fire damage, eliminate fire deaths and injuries

Core Services

- Fielding 9-1-1 emergency calls and dispatching fire and rescue resources
- Fire control and suppression
- Life rescue

Accomplishment Goals

- Timely and effective response
- Insurance Services Office Fire Suppression Rating of 1 (on a scale of 10–1; 1 is highest)

Performance Measures

Explanatory Information

Measures are in substantial part based on National Fire Protection Association 1710: *Standard for the Organization and Deployment of Fire Suppression Operations, Emergency Medical Operations and Special Operations to the Public by Career Fire Departments* 2004 Edition.

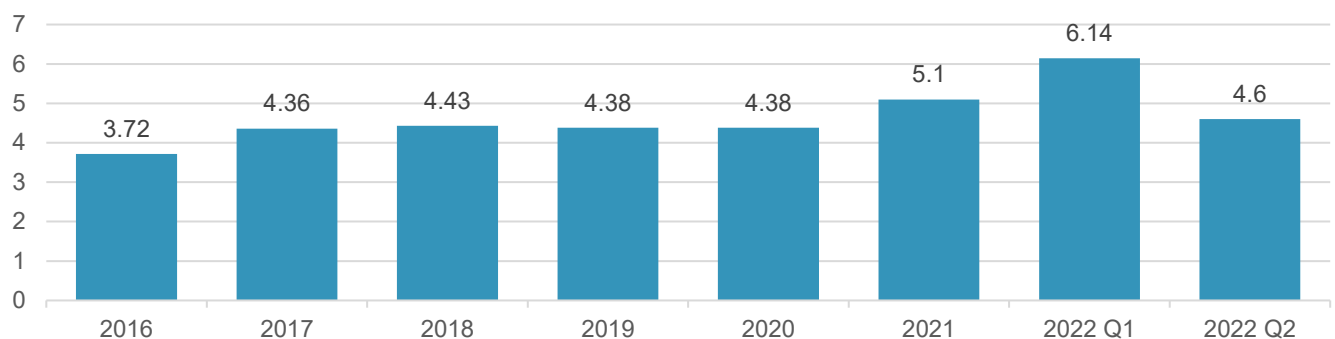
Progress in achieving goals shall be measured by:

Measure #4: Response time to structure fire calls
--

Performance target: Arrive at the scene within 4 minutes of being dispatched, 90% of the time

	2016	2017	2018	2019	2020	2021	2022 Q1	2022 Q2
Average (minutes)	3.72	4.36	4.43	4.38	4.38	5.1	6.14	4.6
% Under 4 minutes	63%	51%	45%	42%	44%	30%	15.7%	33.3%
# of occurrences	394	361	392	319	250	177	83	96

Response Time to Structure Fires (in Minutes)



Fire Prevention Division Fire Department

Anchorage: Performance. Value. Results.

Purpose

Prevent unintended fires

Division Direct Services

- Code enforcement inspections
- Certificate of Occupancy inspections
- Building plan fire code review
- Fire origin and cause investigations

Key Accomplishments

- High level of responsiveness to the building community

Performance Measures

Progress in achieving goals shall be measured by:

Measure #5: Percentage of hotels that are inspected for life safety annually

Performance Target: 90%

	2015	2016	2017	2018	2019	2020	2021	2022 Q1	2022 Q2
Number of Occupancies	N/A	N/A	N/A	N/A	N/A	N/A	N/A	12	3
Percentage	64%	100%	57%	100%	71%	81%	100%	13%	3%

**Reported Annually

Measure #6: Percentage of 1/3 of commercial occupancies that are inspected for fire code violations triennially
--

Performance Target: 90% of one-third of commercial occupancies to be inspected annually

	2015	2016	2017	2018	2019	2020	2021	2022 Q1	2022 Q2
Number of Occupancies	N/A	N/A	N/A	N/A	N/A	N/A	N/A	461	273
Percentage	31.5%	42.5%	21.0%	97.0%	28%	25%	28%	9%	5%

**Reported Annually

PVR Measure WC: Managing Workers' Compensation Claims

Reducing job-related injuries is a priority for the Administration by ensuring safe work conditions and safe practices. By instilling safe work practices, we ensure not only the safety of our employees but reduce the potential for injuries and property damage to the public. The Municipality is self-insured and every injury poses a financial burden on the public and the injured worker's family. It just makes good sense to WORK SAFE.

Results are tracked by monitoring monthly reports issued by the Risk Management Division.

