



Anchored Home

2018 Summer Season Report

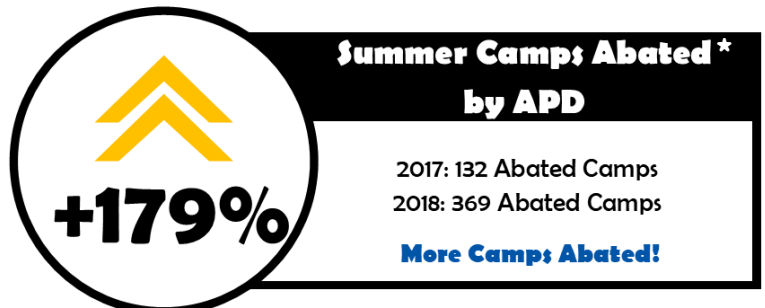

About Anchored Home Strategic Plan

Homelessness is a pervasive problem across the country. In Anchorage, it is more visible than ever. The Summer 2017 adult homelessness count put the number of people experiencing homelessness in Anchorage at 1,304. The summer 2018 count – using the same methodology as the previous year – puts the number at 1,064. There is ample reason for hope. We are pushing ahead on promising solutions with a fresh sense of urgency. Anchored Home 2018-2021, is a three-year tactical roadmap which draws on new tools and strategies while building on the community's existing work and planning. The goal is to ensure homelessness in Anchorage is a rare, brief and one-time event.

Anchored Home, an update of the 2015 Anchorage Community Plan to End Homelessness, formally launches in October of 2018. A series of conversations included meetings with community councils, community support organizations and providers, business and industry leaders, and the public at large. Key pillars of Anchored Home include strengthening the Anchorage Housing & Support Systems, ensuring Public Health & Safety, bolstering Advocacy & Funding, and a newly added pillar, promoting Prevention and Diversion from Homelessness. The on-the-ground operational implementation of Anchored Home will be jointly led by Nancy Burke, Housing and Homelessness Coordinator from the Municipality of Anchorage; Jasmine Khan, Executive Director of the Anchorage Coalition to End Homelessness; Dr. Richard Mandsager, a three-year Senior Fellow with the Rasmuson Foundation; and Michele Brown, President and CEO of United Way of Anchorage.

What's the Progress?

Municipality of Anchorage has accepted public reports of homeless camps in the community through an online form that maps the camps and aids with the abatement and cleaning of the camps. In addition to making the process easier for members of the community, it has provided the opportunity to gather more data about camps and cleanup within the municipality. Below are two graphs showing the progress made between 2017 and 2018 in regards to public reports and camp abatements.

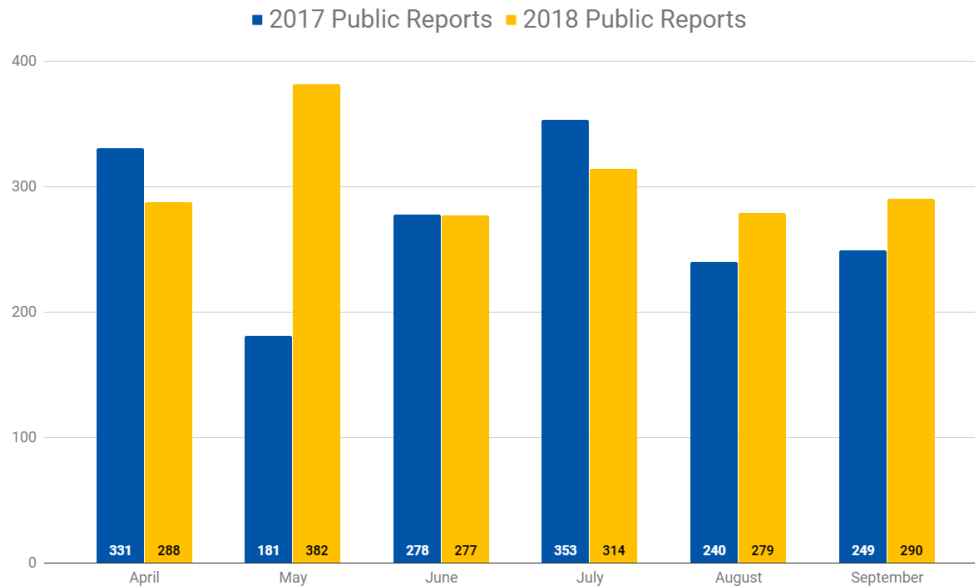


*Summer Reports and Abatements include April-September

Summer Camp Abatement Statistics

Public Reports via #AncWorks

The below graph compares public reports of camps during the summer (April through September) of 2017 and 2018.



Camps Abated by APD

The below graph compares the number of camps abated by APD during the summer (April through September) of 2017 and 2018.

