



ANCHORAGE COALITION TO
END HOMELESSNESS

2026 Point In Time Count

Jessica Parks

Point In Time and Housing Inventory Count

January 26, 2026



	2025	2026	Change	
Unsheltered	402	291	(111)	-28%
Emergency Shelter (Year Round)	748	932	184	+25%
Emergency Shelter (Seasonal)	365	205	(160)	-44%
Transitional Housing	233	217	(16)	-7%
	1,748	1,645	(103)	-6%

Anchorage Unsheltered and Sheltered Count

2026

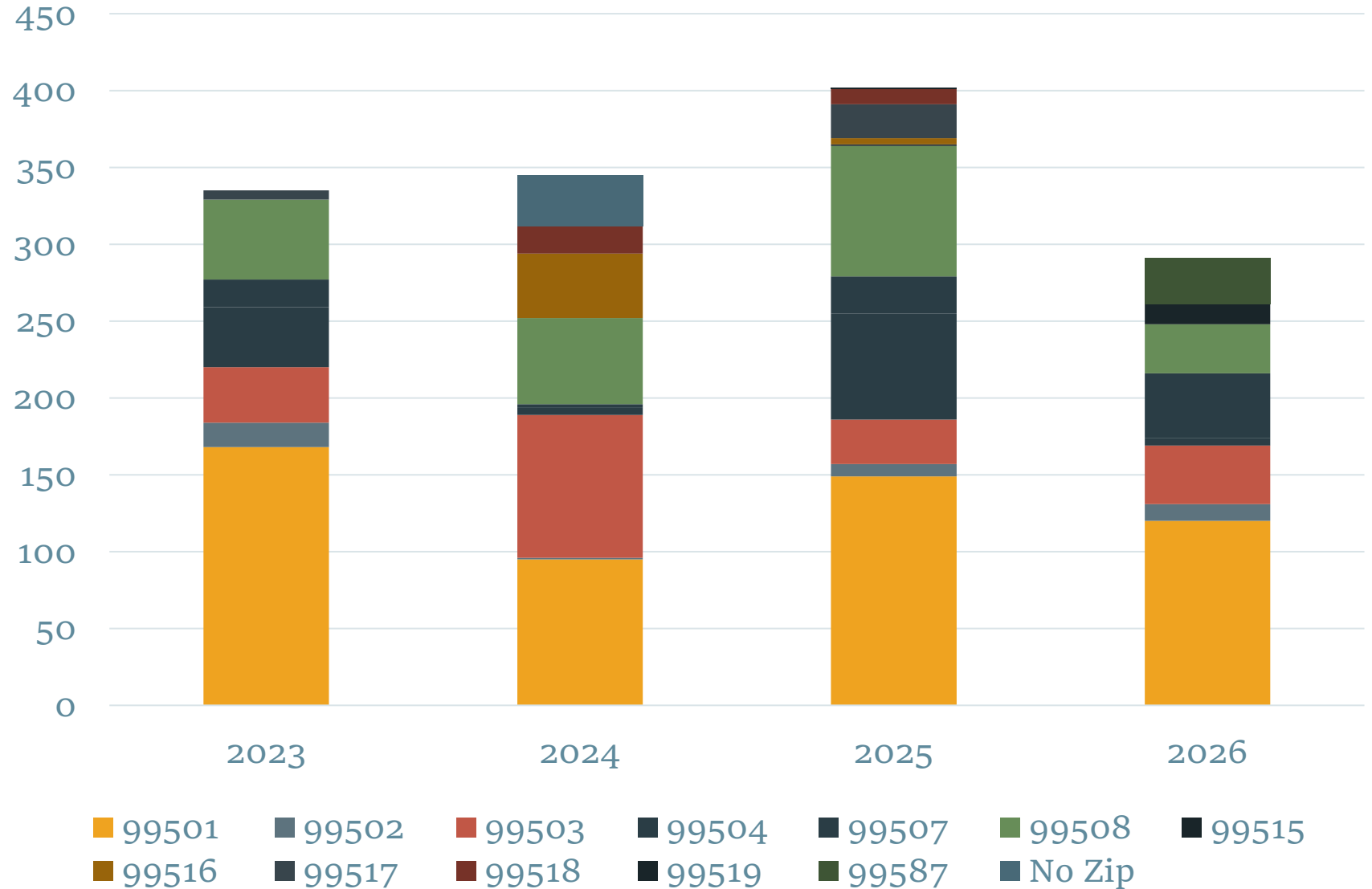
Project Type	Inventory	PIT Count	Utilization Rate
Emergency Shelter (Year Round)	1,000	932	93%
Emergency Shelter (Seasonal)	205	205	100%
Transitional Housing	235	217	92%
Rapid Rehousing	260	260	100%
Permanent Supportive Housing	709	665	94%
Other Permanent Housing	200	205	102%
	2,609	2,484	95%

Anchorage Housing Inventory Count

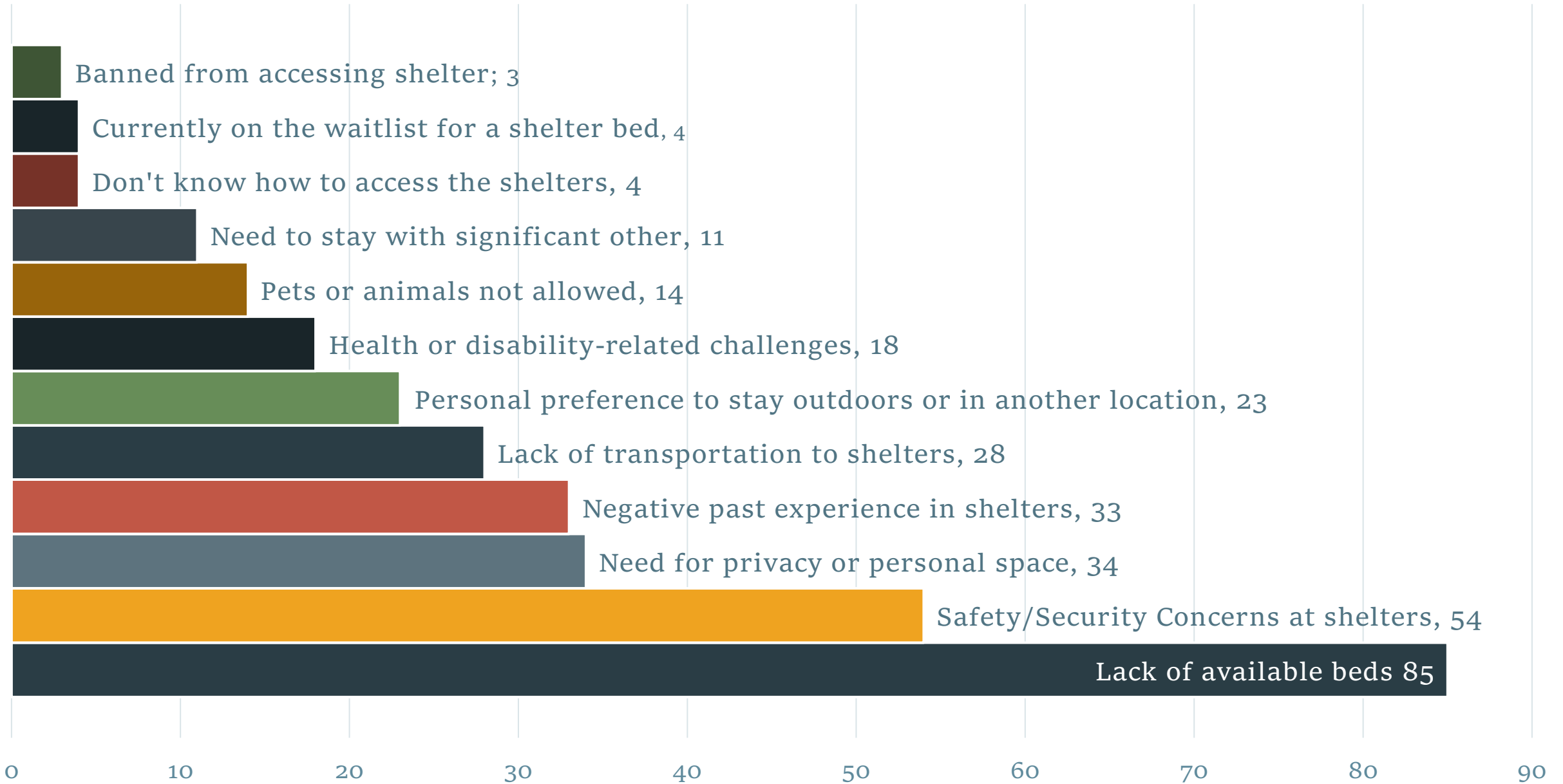
2026

Zip Code	2026	2025	2024	2023
99501	120	149	95	168
99502	11	8	1	16
99503	38	29	93	36
99504	5	69	5	39
99507	42	24	2	18
99508	32	85	56	52
99515	13	1	0	0
99516	0	4	42	0
99517	0	22	0	6
99518	0	10	18	0
99519	0	1	0	0
99587	30	0	0	0
No Zip	0	0	33	0
	291	402	345	335

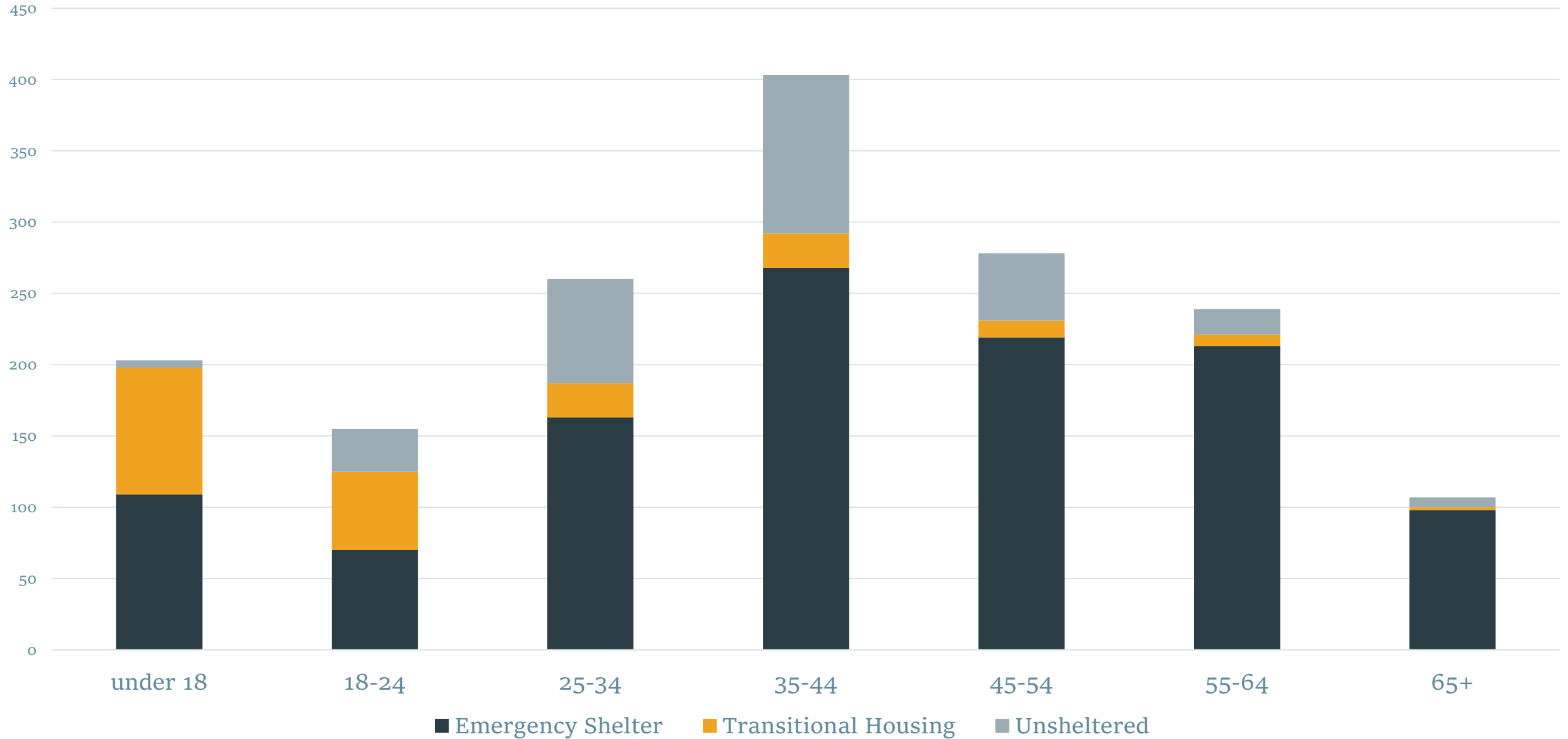
Point in Time Count by Zip Code



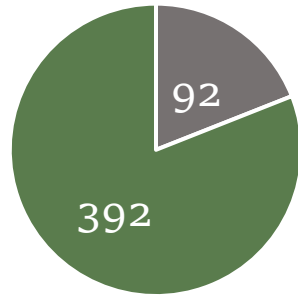
Reasons for not going to shelter



Point in Time Count – by Age

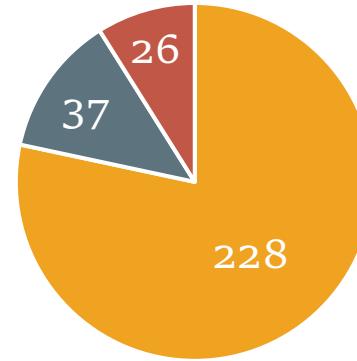


Chronically Homeless Adults



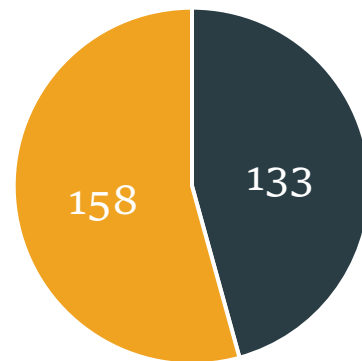
- Unsheltered
- Sheltered/Transitional Housing

Where did you sleep



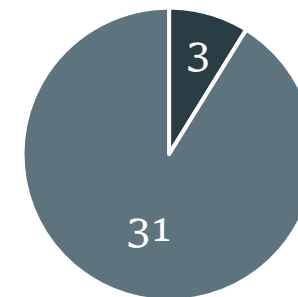
- Outside/Tent
- Vehicle/RV
- Other

One or more disabling conditions



- Yes
- No

Veterans



- Unsheltered
- Sheltered/Transitional Housing

Key Takeaways

Capacity better matched to demand;
still not sufficient

Abandoned buildings; difficult to
count

Expanded outreach coordination

Girdwood – severe lack of affordable
housing; sleeping in vehicles

Questions & Feedback

Contact

Jessica Parks
Interim Executive Director

907 717 3860
jparks@aceh.org