ANCHORAGE FIRE DEPARTMENT

Mission: To Serve the Community, before, during, and after an emergency.

Fire Chief Jodie Hettrick

This is your Fire Department

EMS Stories: Anchorage Area-wide EMS

Video Credit to Stryker Emergency Care

Service Area

MOA

1961.1 Square miles

Fire Service Areas

AFD – 166 sqm

CVFRD - 43.48 sqm

GFD – 5.6 sqm

EMS

300+ sq miles

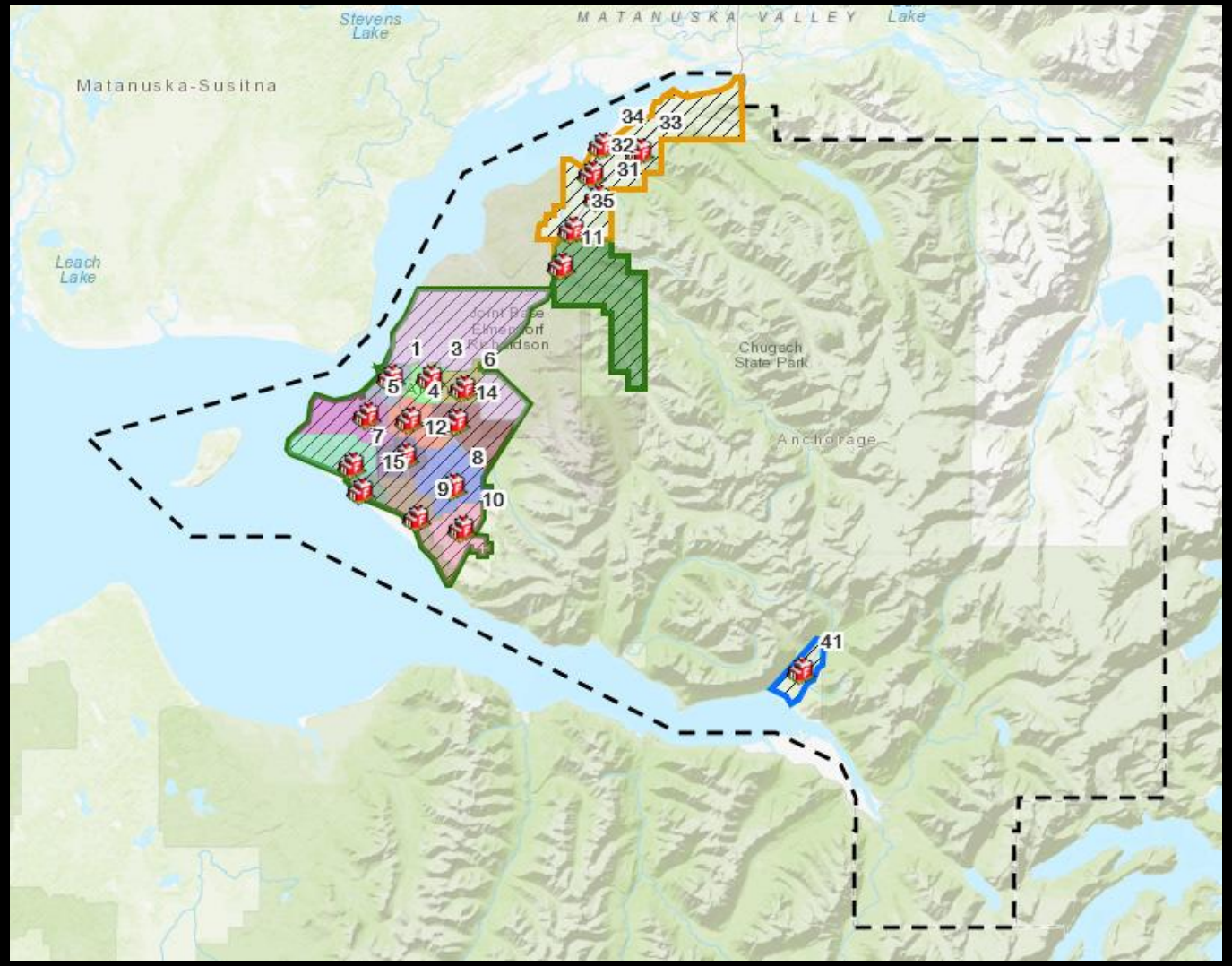

We Protect

People

291,845 Residents

896,000* Visitors

18,000 commuters

Property

$46.5 Billion

* 2016 numbers from SOA

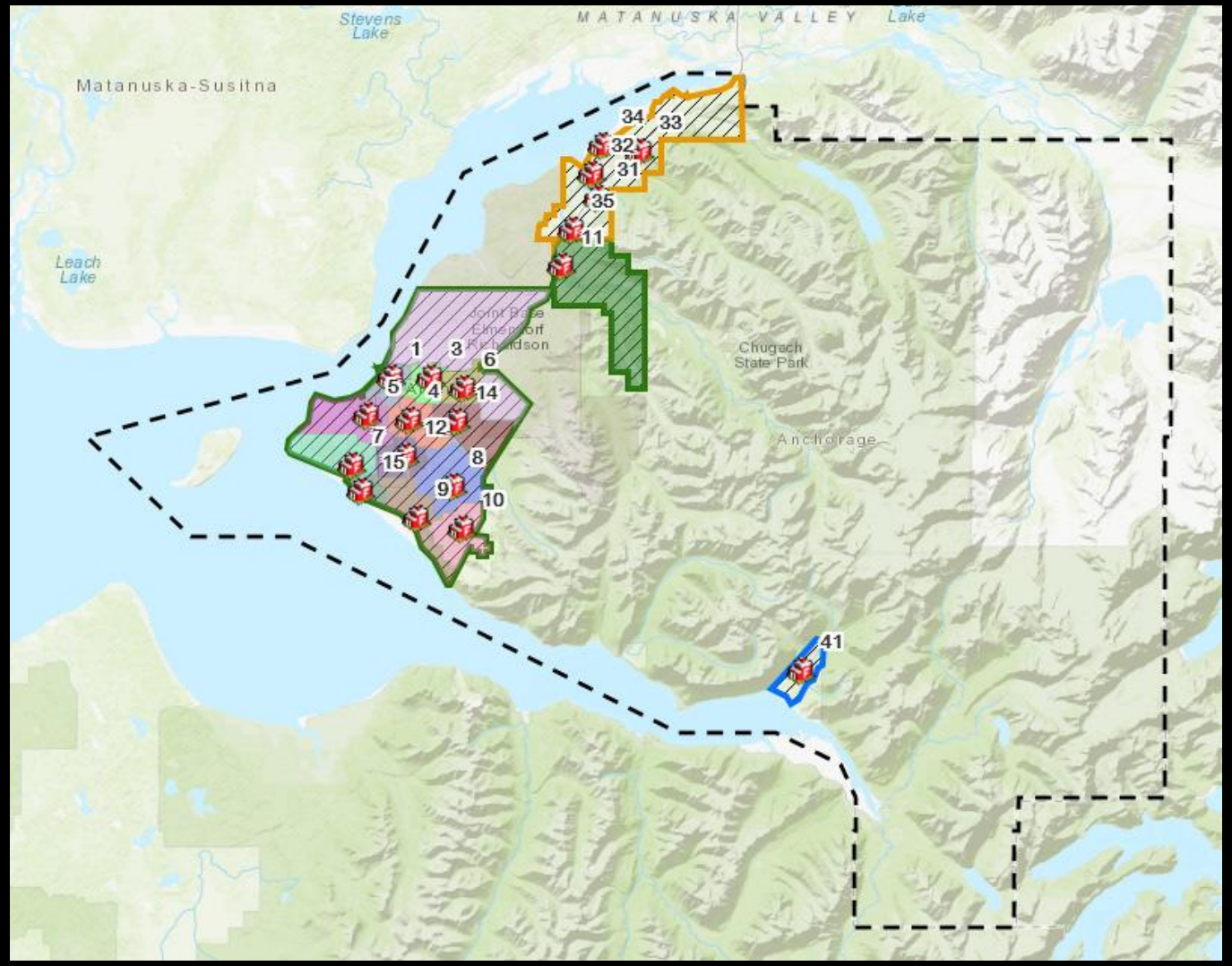

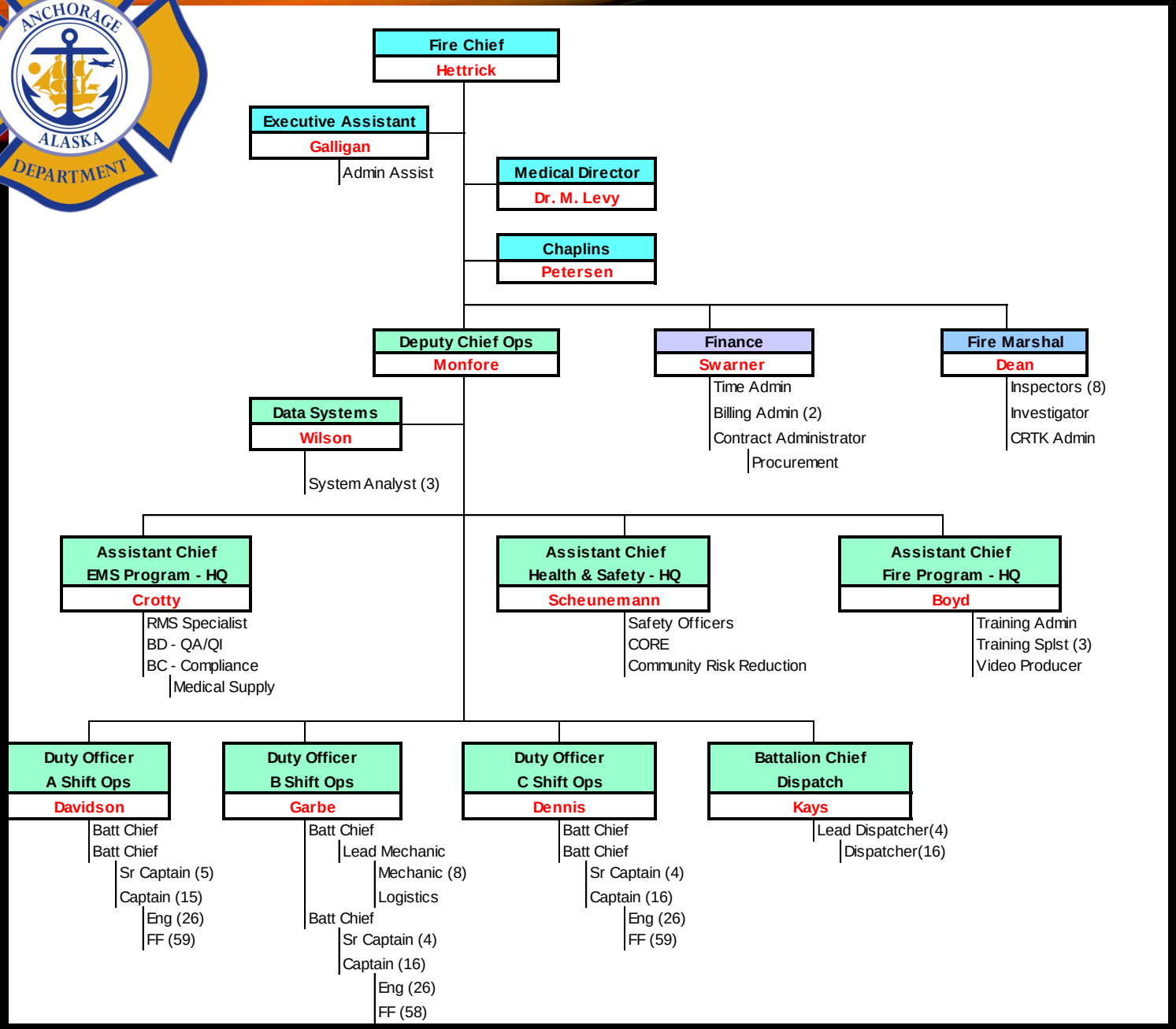

STAFF

394 funded positions

Chief's Office - 2
Finance - 6
Fire Prevention – 11
Operations Mgmt. – 2
Training – 6
Shop - 9
Data Systems – 4
EMS Admin – 5
Health & Safety - 2
Operations - 347

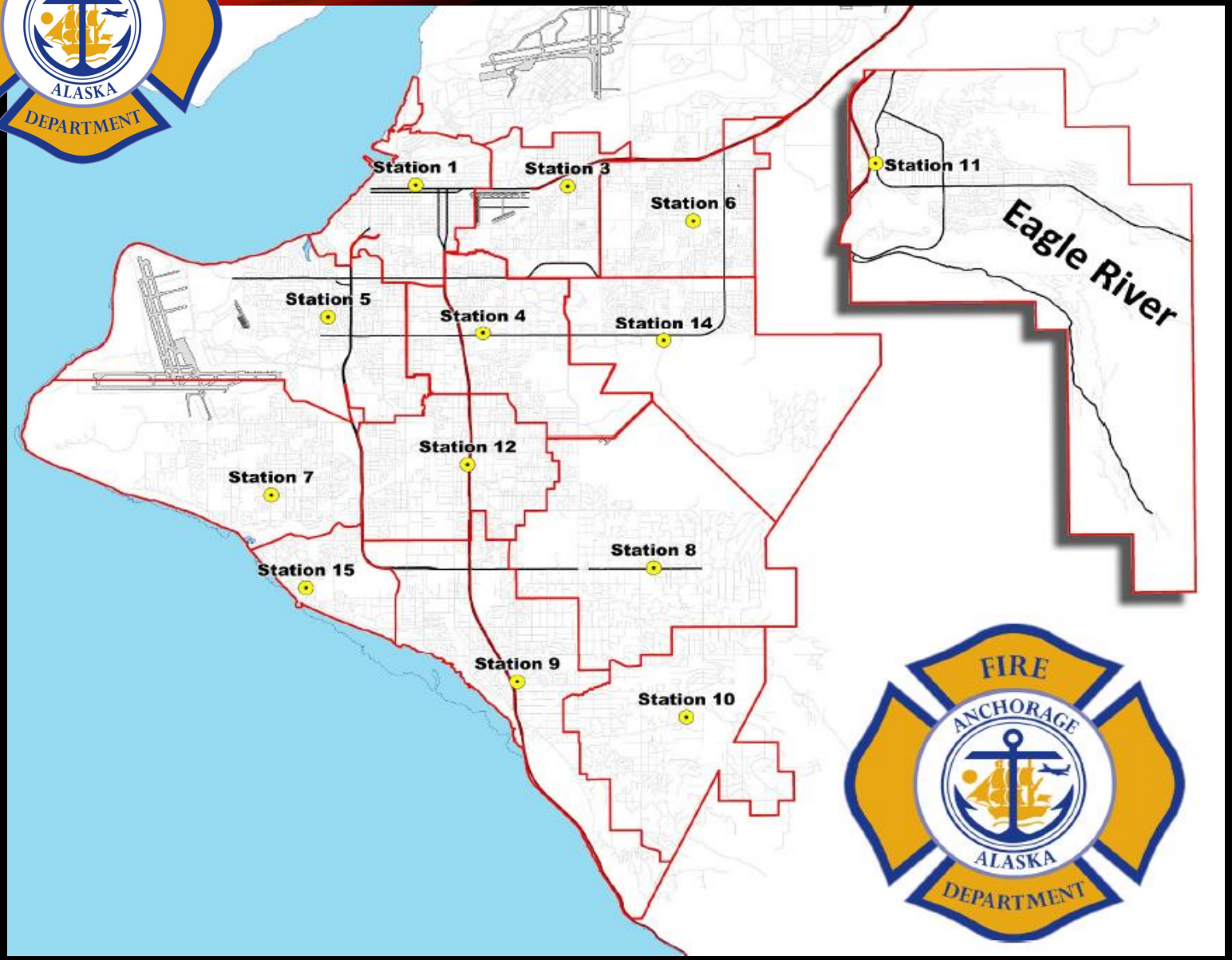

20 Facilities

- Headquarters
- Fire Prevention Office
- 13 Fire Stations
- 3 reserve stations (St 13, Old 11, Old 3)
- Regional Training Center
- Maintenance shop

AFD DEMOGRAPHICS

AFD Gender

Department wide

- 44 women (10.9%)
- 361 men (89.1%)

Line Operations

- 12 women (3.6%)
- 323 men (96.4%)

Dispatch

- 15 women (71.4%)
- 6 men (28.6%)

Supervisors *(including line supervisors)*

- 7 women (8.2%)
- 78 men (91.8%)

Anchorage Gender

Women 49.7%
Men 50.3%

AFD DEMOGRAPHICS

AFD Ethnicity

Department wide

- Am Indian/AK Native (2.3%)
- African American (1%)
- Pacific Island (1.5%)
- White (87.6%)
- Asian (3.3%)
- Hisp/Latin (2.8%)
- 2 + (1.5%)

Line Operations

- Am Indian/AK Native (2.4%)
- African American (0.6%)
- Pacific Island (1.8%)
- White (87.8%)
- Asian (3.4%)
- Hisp/Latin (2.8%)
- 2 + (1.2%)

Anchorage Ethnicity

Am Indian/AK Native 8.4%
Asian 9.9%
African American 6.1%
Hispanic/Latino 8.6%
Pacific Island 2.5%
2 or more 6%
White 67.1%

AFD FF RECRUIT DEMOGRAPHICS

2021 Applicants
399 applications received

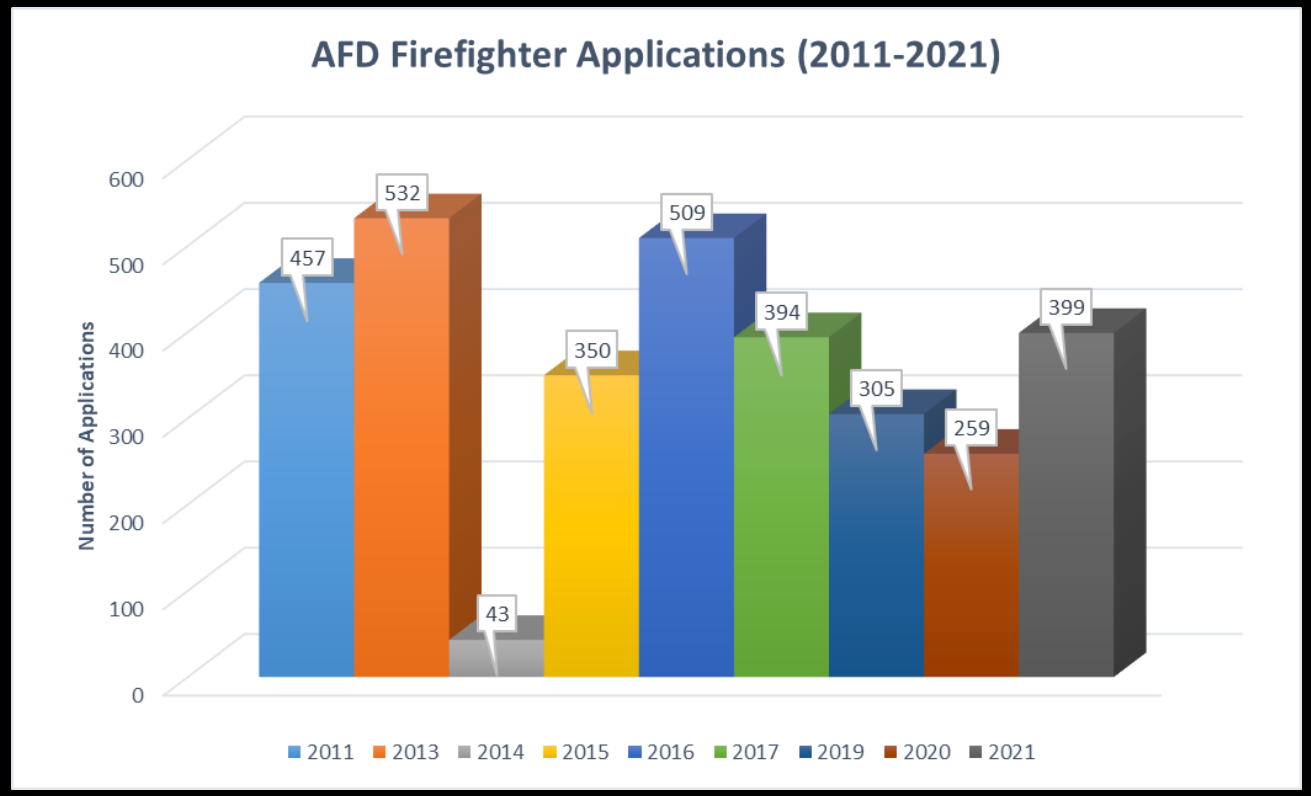

Gender

- 56 women (14%)
- 339 men (85%)
- 4 undeclared (1%)

Ethnicity

- AmInd/AK Nat (5.3%)
- African Amer (2.8%)
- Asian/Pacific Is (5%)
- Hisp/Latin (5.5%)
- 2 + (9.8%)
- White (70.4%)
- Undeclared (1.3%)

FINANCE SECTION

The AFD Finance section manages the finance side of our operation

- employee payroll (more than 10,000 timecards/year)
- paying vendors
- billing for our EMS transports (20,000/year)
- grant management
- budget submissions
- expenditure tracking
- asset management
- contract administration
- and other duties as assigned

FIRE PREVENTION

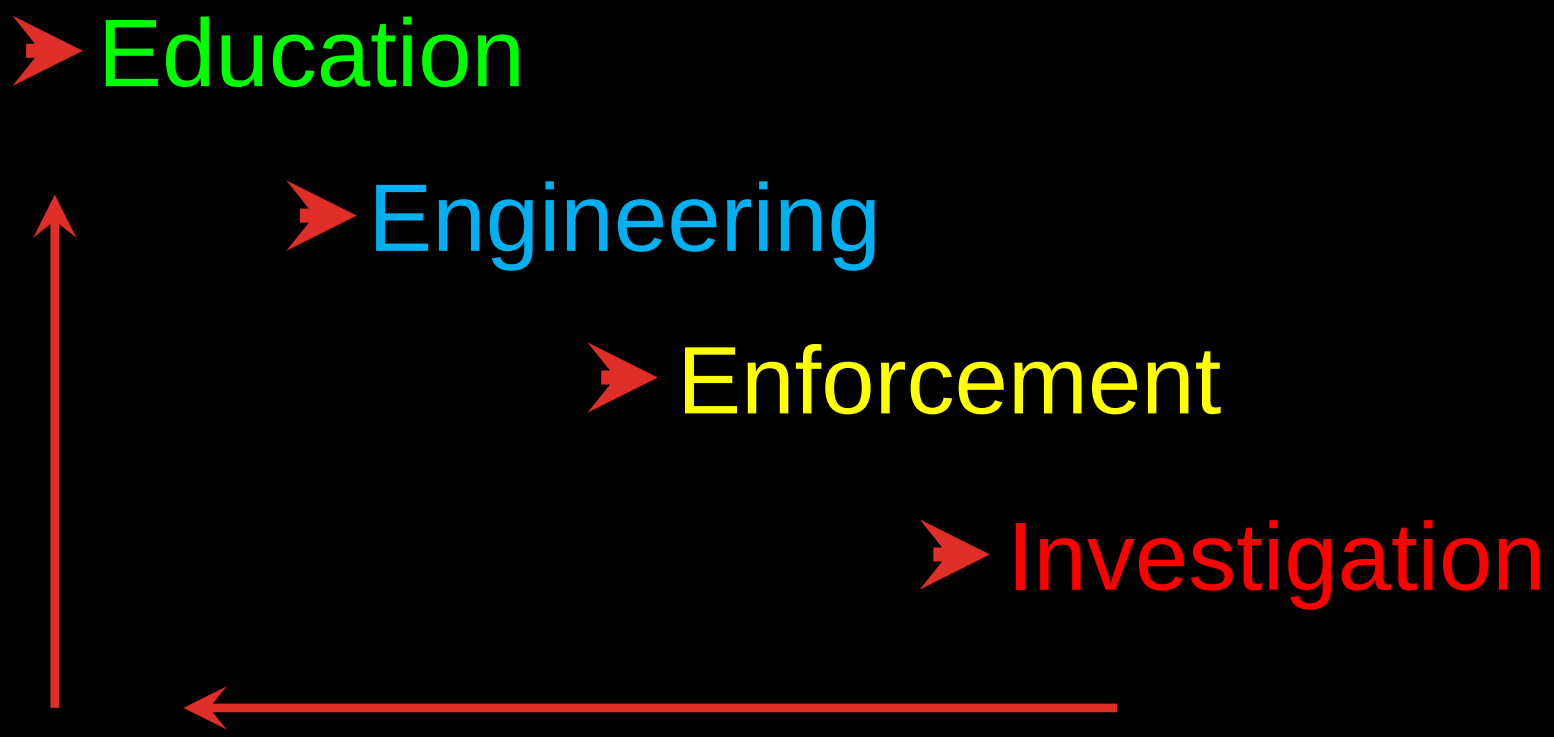

Anchorage is a SOA deferred jurisdiction which allows the AFD to perform Fire Plan Review, Inspection & Investigations to the minimum standards set by the State.

FIRE PREVENTION

Conducts every month…

- 200 – 250 Fire & Life-Safety Inspections
- 100 – 150 Fire Permit & Fire System Plan Reviews

FIRE PREVENTION

Conducts every month…

- 200 – 250 Fire & Life-Safety Inspections
- 100 – 150 Fire Permit & Fire System Plan Reviews

Schools
Business, Liquor, Marijuana Licenses
Child Care, Assisted Living Facilities
Hotels, Motels, Transient Lodging
Multi-Family Apartment Buildings
Halfway Houses
Carnivals, Fairs & Places of Assembly
Restaurants, Bars & Nightclubs
Warehouses
Mercantile Establishments
Industrial Facilities
Mobile Food Trucks
Citizen Complaints

FIRE PREVENTION

Conducts each year…

- 50 – 60 Fire Scene Examination & Investigations

Additionally, the Investigator reviews between 100 – 150 incidents each month

FIRE PREVENTION

2020 Staffing

- 8 Fire Inspectors
- 1 Fire Investigator
- 1 Admin / CRTK
- Fire Marshal

2008

- 11 Fire Inspectors
- 2 Fire Investigators
- 1 Admin / CRTK
- Fire Marshal

FIRE PREVENTION

- Anchorage has added approximately 1200 new buildings since 2008
- Occupancies are being inspected less frequently
- Current staffing levels prevent AFD from adequately inspecting multi-family buildings where we suffer the most fire losses.

The best opportunity to protect Anchorage's nearly 300,000 lives and $46 Billion in property ideally occurs before the emergency.

HEALTH & SAFETY

The AFD Health & Safety Office is responsible for reducing risk and improving the health and wellness of the community and AFD employees

Community Risk Reduction

- CRR Coordinator – minimizes community risk, threats and hazards through education and training
- Community Injury Prevention and Harm Reduction Programs
- CORE Team - provides outreach and services navigation to identified EMS system users to improve their safety, health and wellness

Comprehensive Occupational Health and Safety Program

- Firefighter occupational medical and fitness evaluations
- Behavioral health and wellness
- Cancer prevention and detection

HEALTH & SAFETY

The AFD Health & Safety Office is responsible for reducing risk and improving the health and wellness of the community and AFD employees

Health and Safety Officer

- Risk management program development to reduce employee accidents, injuries, exposures and illnesses
- Department manager for FMLA/AFLA/Workers' Compensation/ADA/Light Duty issues
- Designated Infection Control Officer

Shift Safety Officers

- Incident safety management
- Investigates injuries, exposures and damage to AFD vehicles and equipment
- Provide recommendations to improve employee safety by evaluating apparatus, equipment and facilities

COMMUNITY EDUCATION

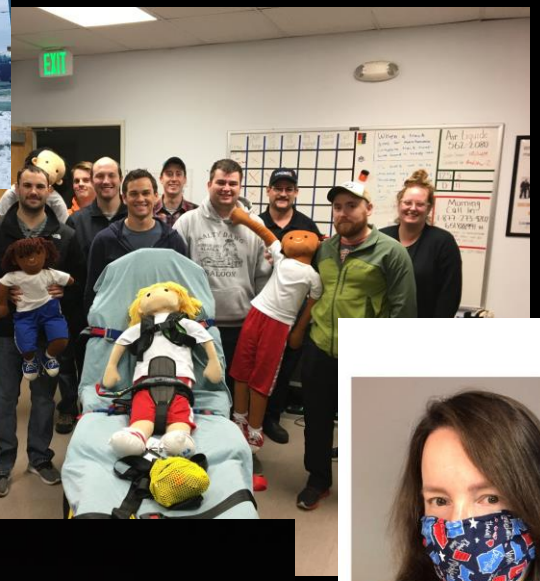

FIRE PROGRAMS & SUPPORT

Assistant Chief Alex Boyd

TRAINING

The Anchorage Fire Department Training Division is responsible for…

- Translating strategic vision into Tactics and skills for field application
  - Select, train, and develop members
  - Impact quality assurance and improvement
  - Evaluation and deploy improvements in system efficiencies, operational safety, and equipment updates

SELECTION, TRAINING, AND DEVELOPMENT

- New hire firefighter selection and training
- Promotional training and selection
  - FF, Officer, Leadership, EMT advancement
- Succession support and development
  - Mentoring, outreach, national participation
- Continuous improvement model
  - Why do we do what we do, can we be better?

QUALITY ASSURANCE AND IMPROVEMENT

- Quality assurance and improvement
- Continuous review
  - Post incident reviews
  - Operational exercises
- Industry standards and best practices
  - NFPA, IAFC, IAFF, NFA
- Evolution and advancement of practice
  - New Ideas and equipment

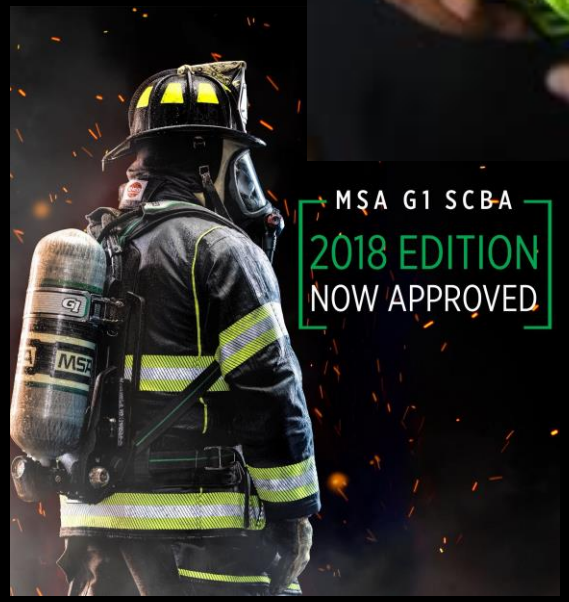

DEPLOYMENT OF NEW IDEAS AND PROGRAMS

- New equipment
  - Anchorage 360
  - Motorola 6000
  - MSA G1
- New Programs
  - Anchorage CORE
  - Tactical Emergency Medical Support
  - Tactical Fire Support
- Succession planning and training
  - Fire Officer Development

OPERATIONS

Schedule

Communications

8:00 am – 8:00 pm
12 hours
4 days/3 days
40 hrs reg- 4 hrs ot

Line Operations

9:00 am to 9:00 am
24 hours
2912 hrs regular pay per year vs 2080 hrs for 40 hr staff

OPERATIONS

ta01	
B1	
Battalion Chief	Suenram, Young A.
.Aide	-,-
ALS01	
Firefighter .P2,EMSV,.P3	Luna, Scott E. (.P3/EMSV/FJ)
.Firefighter .P2,.P3	-,-
Engine 1	
Officer	Tibbetts, Wes P. (.P1/EMSV/FJ/HM)
Engineer	Spencer, Luke G. (BLS)
Firefighter	Schrage, Aaron (HM)
.Firefighter	-,-
.Firefighter	-,-
Engine 2	
Officer	Bellville, David P. (HM)
Officer	Tuott, Eric L. (HM/PS)
Engineer	Humble, Travis G. (HM/TIL)
Engineer	Wahlman, Gregory J. (BLS/DR/FJ/PS/TIL)
Firefighter	Alvarado, Robert (HM)
.Firefighter	-,-
.Firefighter	-,-
Truck 1	
Officer	Davis, Nichalas M. (.P1/EMSV/FJ)
Officer	Lively, Ursa F. (.P1)
Engineer TIL	Uhlenhake, Reed Q. (HM/TIL)
Engineer TIL	Constantino, Nicholas S. (TIL)
Engineer TIL	Huckabay, Michael S. (BLS/FJ/HM/TIL)
Firefighter	Kroening, David A. (BLS/HM)
.Firefighter	-,-
.Firefighter	-,-
Medic 1	
Firefighter .P2,.P3	Pierson, Nicholas (.P2/BLS/HM)
Firefighter	Hess, Jake (HM)
Firefighter	Copeland, Nicholas
.Firefighter	-,-
Medic 81	
Firefighter	Edwards, Jordan
Firefighter	Casey, Joey (.P2)
.Firefighter	-,-
Medic 82	
Firefighter	Kressly, Evan G.
Firefighter	Pavadore, Christopher
Firefighter	Tweit, Jakob (BLS)
.Firefighter	-,-

Minimum Daily Staffing

Communications

Dispatch – 4

Line Operations (98)

3 Battalion Chiefs
1 Safety Officer
20 Company Officers
2 EMS Support Vehicle
26 Apparatus Engineers
18 Firefighter – Paramedics
28 Firefighter - EMTs

OPERATIONS

Available units

Line Operations

3 Battalion Chiefs
1 Safety Officer
9 ALS ambulances
4 BLS ambulances
14 engines
1 rescue
5 aerial apparatus
5 tenders

FIRE AND EMS DISPATCH

First 1st responders
Provide instructions to the caller to initiate care prior to emergency responders arriving on scene.

- All 911 fire, rescue, emergency medical calls and radio communications within the MOA, including Chugiak and Girdwood.
- All Anchorage Safety Patrol calls and dispatching
- All private ambulance service requests and dispatching

2019 DISPATCH STATISTICS

2019	Jan	Feb	Mar	Apr	May	Jun	Jul	Aug	Sep	Oct	Nov	Dec	Total
EMS Transports	1,662	1,527	1,545	1,360	1,495	1,479	1,638	1,545	1,477	1,501	1,566	1,676	18,471
EMS Runs	2,653	2,433	2,465	2,399	2,676	2,672	2,916	2,809	2,676	2,735	2,725	2,958	32,117
Calls	12,479	10,997	10,909	10,365	11,517	11,326	12,925	12,394	11,092	11,257	10,116	10,753	136,130
9-1-1	2,611	2,442	2,470	2,321	2,628	2,658	3,089	3,062	2,613	2,531	2,421	2,594	31,440
ASP	1,662	1,642	1,948	1,643	1,846	1,895	1,754	1,692	1,563	1,520	1,206	1,402	19,773
PAS	356	318	345	360	368	428	438	443	353	401	414	350	4,574
Admin**	7,850	6,595	6,146	6,041	6,675	6,345	7,644	7,197	6,563	6,805	6,075	6,407	80,343
~Radio Traffic	51,571	46,081	45,791	44,031	47,166	24,499	34,360	33,259	27,057	25,716	26,272	28,590	434,393
Hospital Diverts	149	158	153	140	140	164	145	109	156	131	102	103	1,650
Code 99	17	26	28	11	18	15	16	6	19	14	10	14	194
Ave 911 call time	2 min 26 sec	2 min 24 sec	2 min 27 sec	2 min 20 sec	2 min 20 sec	2 min 16 sec	2 min 15 sec	2 min 10 sec	2 min 15 sec	2 min 18 sec	2 min 26 sec	2 min 27 sec	Ave: 2 min 20 sec
Ave Admin call time	1 min 14 sec	1 min 14 sec	1 min 12 sec	1 min 13 sec	1 min 14 sec	1 min 16 sec	1 min 15 sec	1 min 13 sec	1 min 13 sec	1 min 10 sec	1 min 11 sec	1 min 12 sec	Ave: 1 min 13 sec
Resident/Building Fires in RMS	21	14	8	14	12	18	11	27	14	11	10	14	174
Fires including chimney fires	23	15	9	15	13	18	11	28	14	12	10	14	182

RESPONSE VOLUME

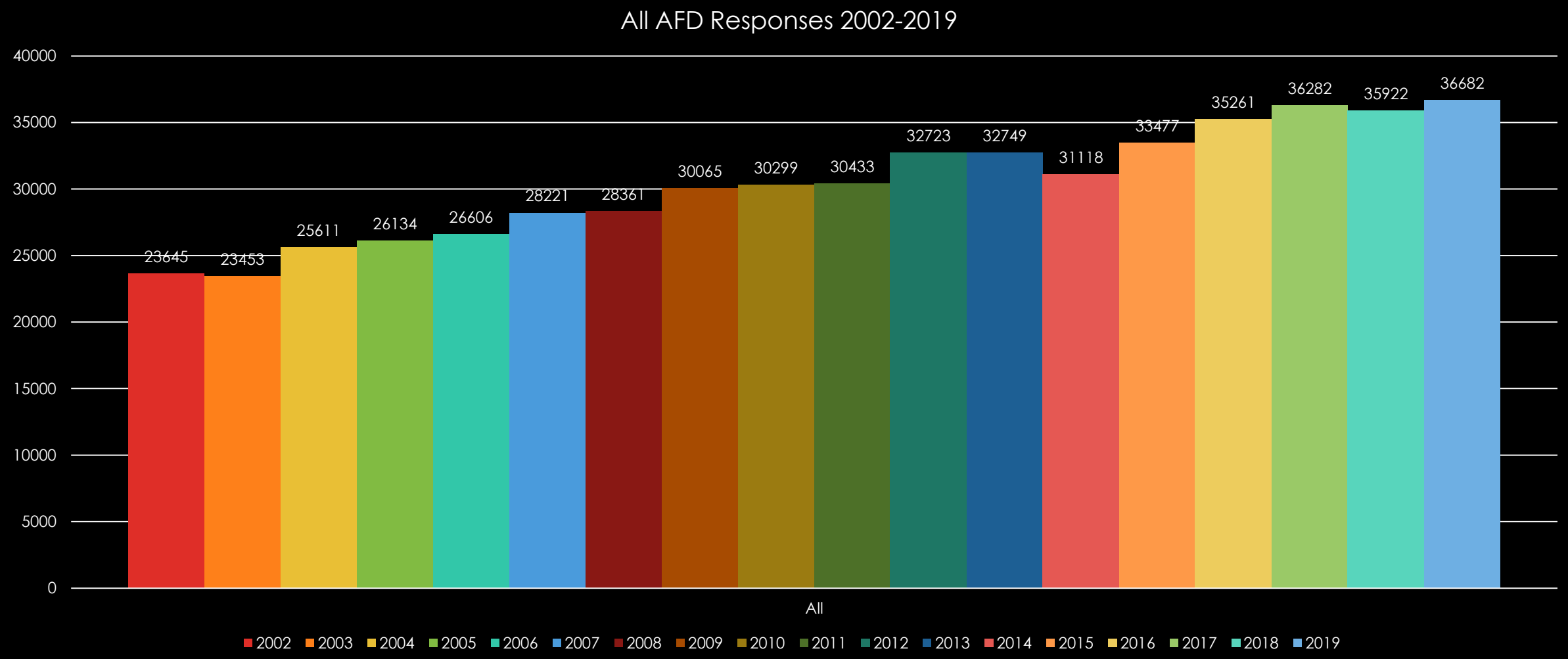

RESPONSE VOLUME

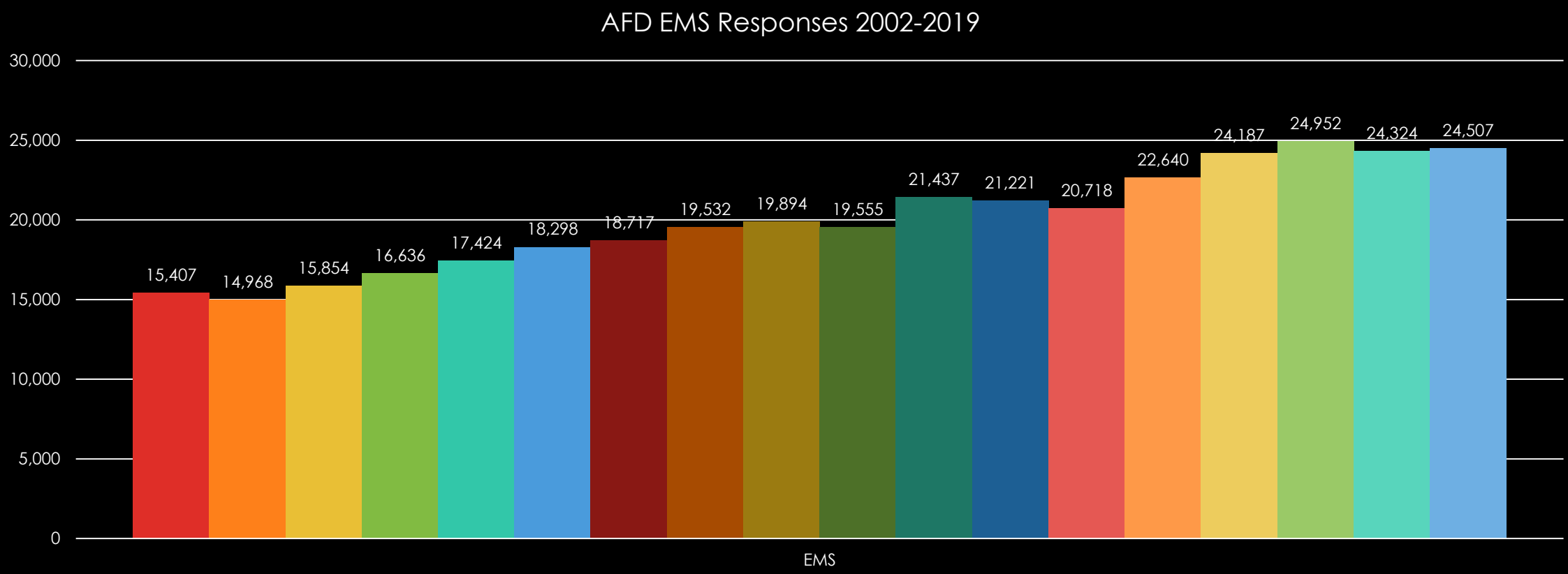

RESPONSE VOLUME

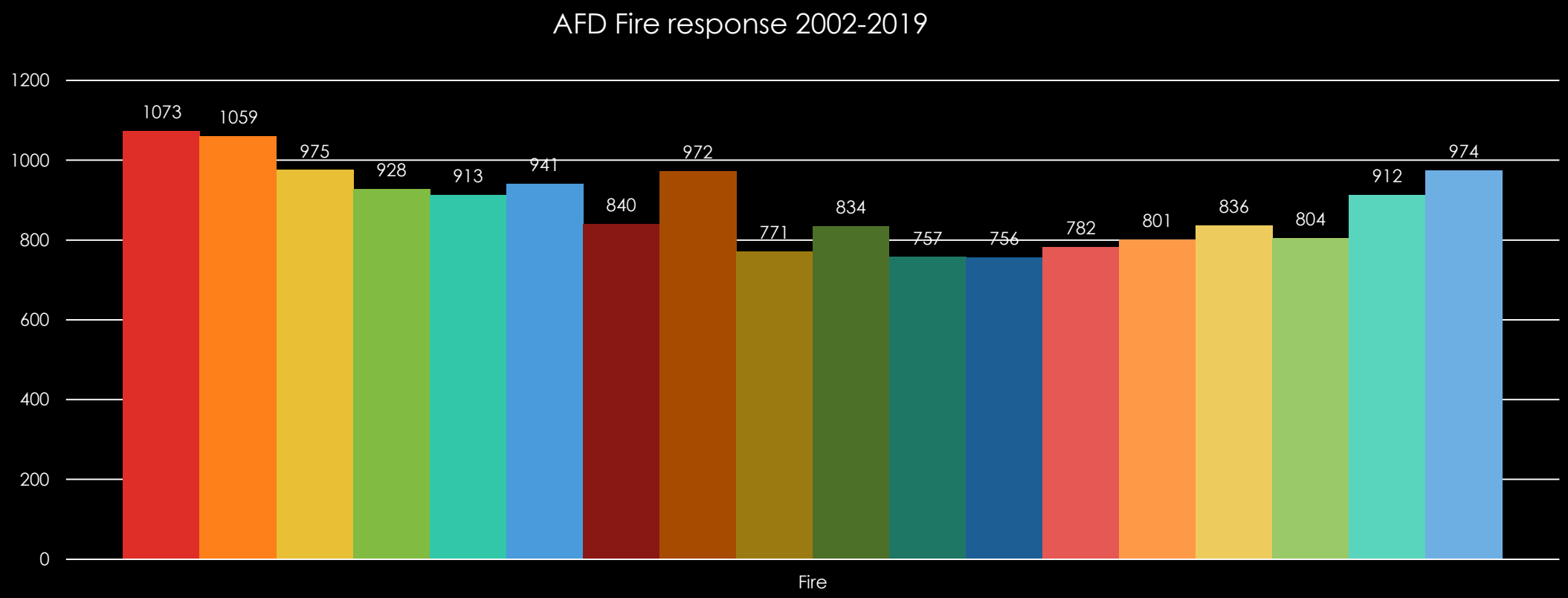

RESPONSE TYPES

Assault
Motor Vehicle Accident
Drowning
Allergic Reaction
Gas Leak
Environmental Exposure
Rescue
Haz-Mat
Vehicle Fire
Animal Bites
Chest Pain
Alarm
Overdose
Watercraft in Distress
Stroke
Bleeding
Pediatric
Gas Odor
Aircraft Incident
Choking
Person Down
Water Rescue
Heart Problems
Mutual Aid
Unconscious
Diabetic Problem
Fire
Sick Person
Structure Fire
Breathing Problems
Head/Neck
Infectious Disease
Pregnancy
Cardiac Arrest
Train Incident
Traumatic Injury
Seizures
Burns
Elevator/Escalator
Back Pain
Childbirth
APD Assist
Psych Problem
Vehicle v Building
Electrical Hazard

CITIZEN ASSISTS

Body Part Entrapped

Recreation Safety Evaluation

Alarm Battery Install

Fire Safety Concern

Locked in/out Residence

Animal Rescue

Locked in Vehicle

Lift Assist

Structural Integrity Evaluation

Water Problem - Inside

Tongue Frozen to Flagpole

Lift Assist >500 lbs

EMS

ASSISTANT CHIEF MICHAEL CROTTY



EMS

EMS Program Structure

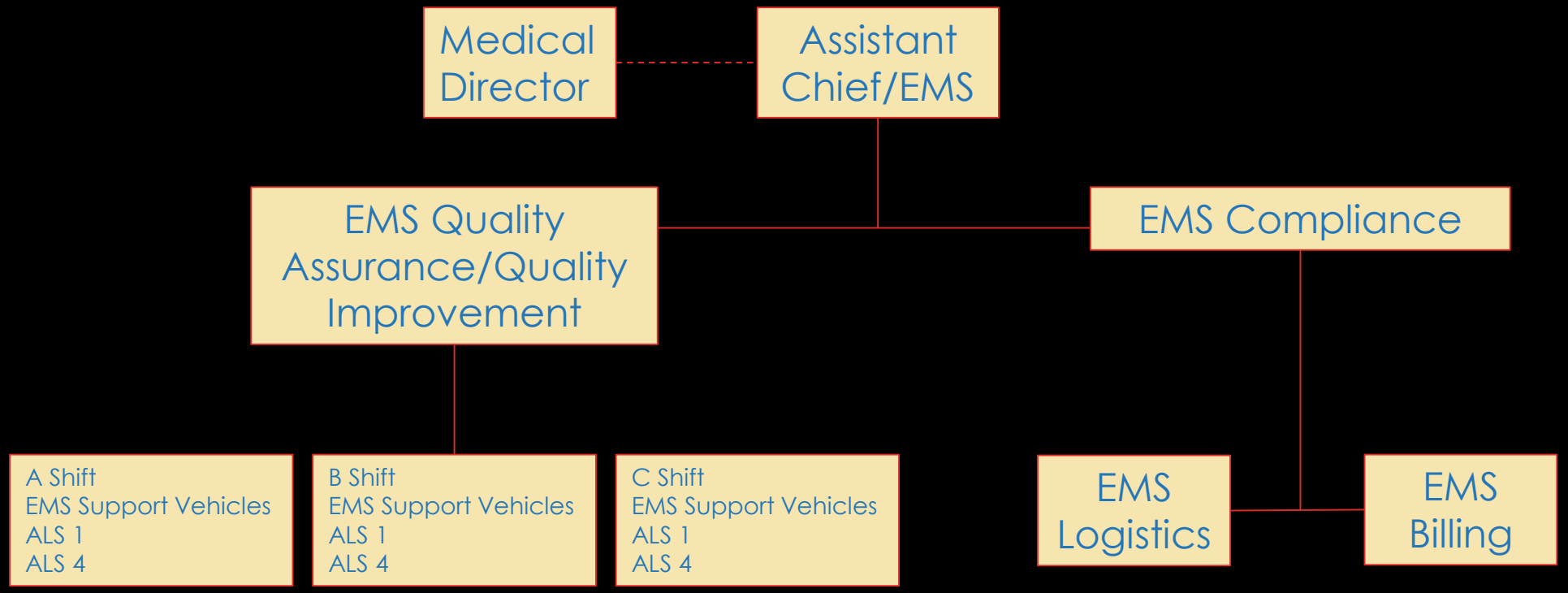

EMS

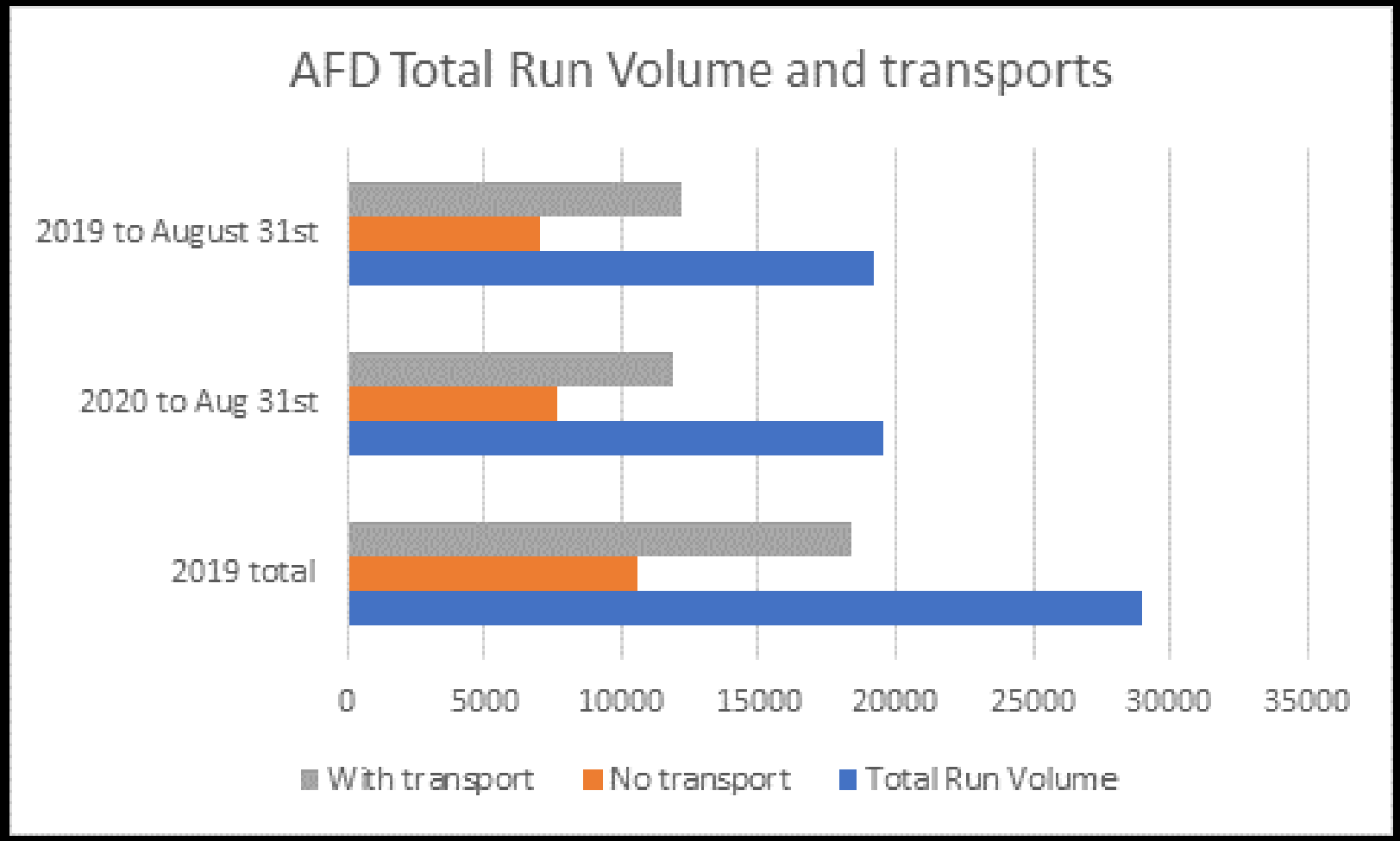
AFD Total Run Volume and transports
2019 to August 31st
2020 to Aug 31st
2019 total
0
5000
10000
15000
20000
25000
30000
35000
With transport
No transport
Total Run Volume

EMS

Medical

- Cardiac
  - Cardiac Arrest
  - Myocardial Infarction/STEMI
  - Chest pain/CHF
- Respiratory
  - Asthma
  - COPD
  - Overdose (Opiate, ETOH and others)
- Neurological
  - Stroke
  - Seizures
- General
  - Abdominal pain
  - Allergic reaction/Anaphylaxis

Trauma

- Blunt
  - MVA
  - Falls
  - Assaults
- Penetrating
  - MVA
  - GSW/Edged weapons

EMS

Definition of Patient

A patient is defined as:

- Anyone who makes a first party call to 911 for EMS,
- anyone who claims to have an illness or injury to whom we have responded or otherwise encountered,
- and anyone who on examination either by the significance of mechanism or findings may have an injury or illness.

EMS

Patient Status

- **Code 99-Cardiac Arrest**
- **Status One- Unstable**, immediate threat to life or limb.
- **Status Two- Stable at this time**, potential threat to life or limb.
- **Status Three- Stable** with no potential threat to life or limb.

EMS

The Medical Operations Manual (MOM)

- Advanced Life Support-Paramedic level MOM: 194 pages
- Basic Life Support-EMT level MOM: 73 pages
- ALS and BLS Providers are expected to have them memorized
- AFD EMS Providers work autonomously without hospital based Medical Control

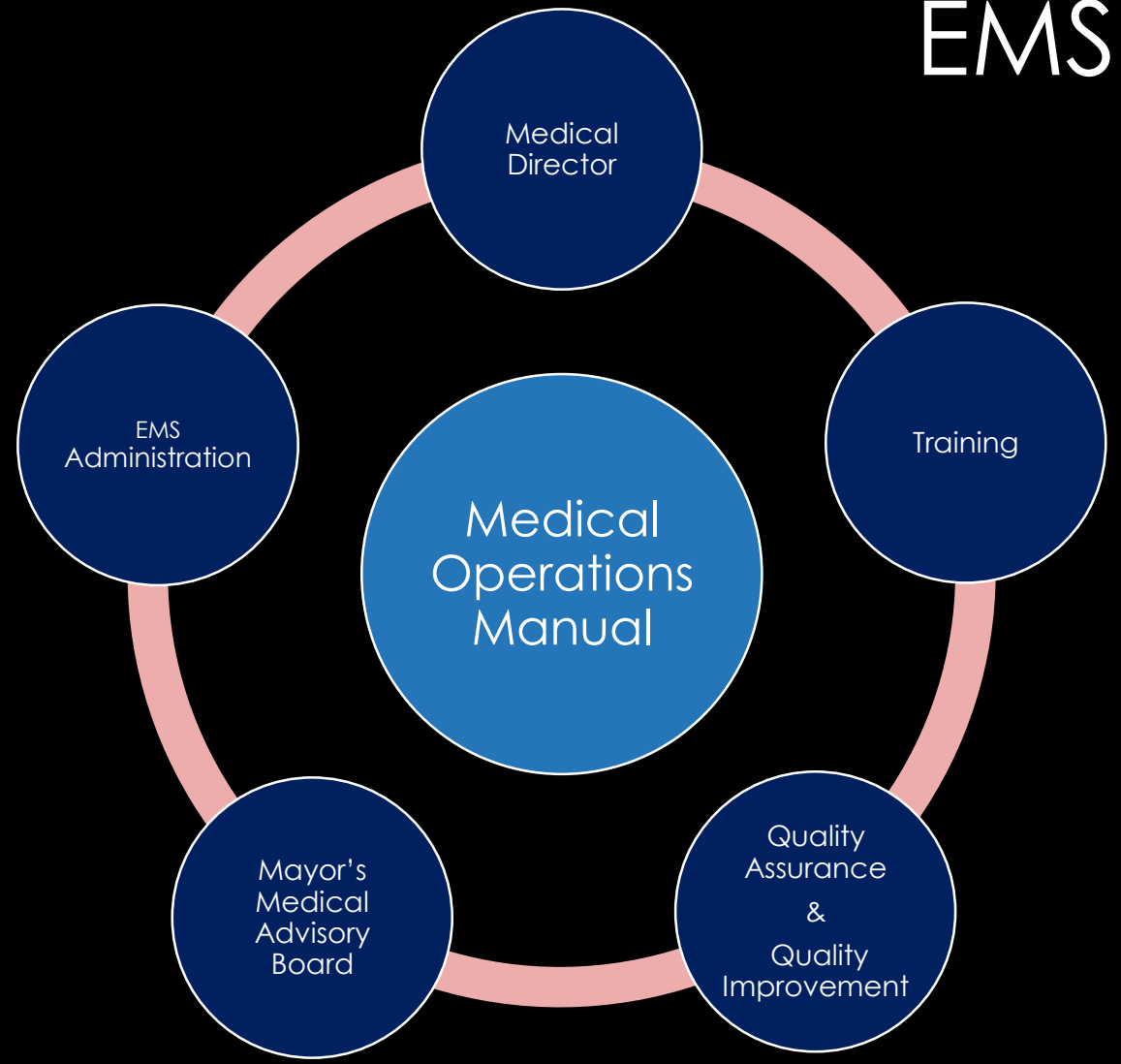

EMS

Utilization

MICU Statistics - 09:00 to 09:00 9-Dec-2019 Reload ☐ Use Range

Selected shift day stats. Time span: **1.00:00:00**

Unit	Total Runs	No Transport	With Transport	Accumulated Incident Time	PCR Time	Percentage of Utilization	Avail
M05	13	4	9	06:33:43	04:14:34.9730000	45.02	Yes
M04	12	3	9	05:44:34	04:06:49.7180000	41.07	Yes
M12	11	6	5	06:05:16	02:20:40.4060000	35.13	Yes
M03	11	1	10	04:29:55	03:34:33.5160000	33.64	Yes
M07	9	2	7	04:28:34	03:17:40.2270000	32.38	Yes
M06	7	2	5	04:22:22	02:15:03.0030000	27.6	Yes
M01	9	4	5	04:07:44	02:22:29.8140000	27.1	No
M82	6	1	5	04:17:43	01:56:47.2040000	26.01	No
M09	9	4	5	03:40:53	02:19:59.3930000	25.06	No
M81	9	4	5	03:00:28	02:02:01.2410000	21.01	Yes
M84	9	5	4	02:15:00	02:30:59.7190000	19.86	Yes
ALS04	9	9	0	02:53:58		12.08	Yes
ALS01	8	8	0	02:37:27		10.93	Yes
M11	1	0	1	01:01:59	00:22:46.6900000	5.89	Yes
M814	2	2	0	00:22:30	00:00:00	1.56	Yes

EMS

Utilization

A 24 hour shift

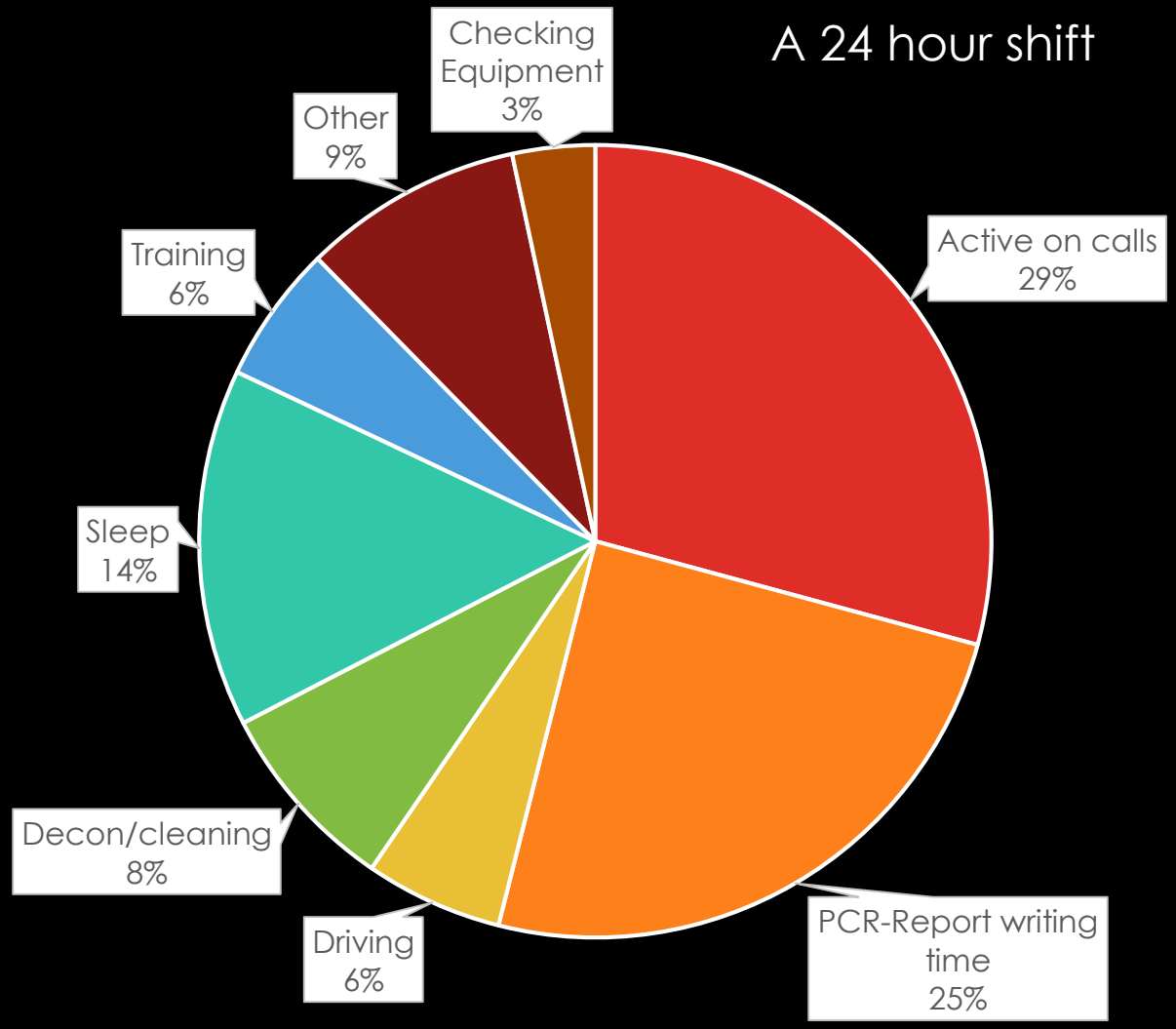

SPECIAL STATION ASSIGNMENTS/DUTIES

- GROUND LADDER TESTING – Station 5
- SEWING TEAM/TURNOUT PROCUREMENT & REPAIR – Station 7
- AIR RESOURCES TEAM – Station 8
- HASTE (HOSE/SMALL TOOLS AND EQUIPEMENT) – Station 12
- UNIFORM PROCUREMENT & LABELLING – Station 15

SPECIAL OPERATIONS

HAZARDOUS MATERIALS TEAM – Station 1

DIVE RESCUE TEAM – Station 4

SWIFTWATER RESCUE TEAM – Station 11

FRONT COUNTRY RESCUE TEAM – Station 9

URBAN SEARCH & RESCUE TEAM – Station 3

HAZARDOUS MATERIALS TEAM

40 Team Members Across 3 Shifts at Station 1

The AFD Haz-Mat Team serves as the SouthCentral Alaska Haz-Mat Team

100 + Hours of additional training for certification with annual skill refresher requirements

Deployed throughout MOA

DIVE RESCUE TEAM

28 Divers Across Three Shifts at Station 4

SAFE BOAT Deployed from POA for Upper Cook Inlet

80 + Hours for initial Dive Certification & 100 + hours of annual currency training

DIVE RESCUE

Jet Ski Deployment

Ice Rescue

DIVE RESCUE / MUD RESCUE

SWIFT WATER RESCUE TEAM

28 Swift Water Rescue Technicians across three shifts at Station 11

Primary deployment area is Eagle River

60 Training hours for initial certification and 20 hours of annual currency training

FRONT COUNTRY RESCUE AND HIGH ANGLE RESCUE

18 Rope Technicians Across Three Shifts at Station 9

Equipment and Team is deployed from Station 9

40 + Hours for initial Technician Certification & 24 hours of annual currency training

URBAN SEARCH & RESCUE – TRENCH, STRUCTURAL COLLAPSE AND CONFINED SPACE

18 US&R Technicians across three shifts at Station 3

Primary deployment area is MOA

160 Training hours for initial certification and 48 hours of annual currency training

URBAN SEARCH AND RESCUE

Structural Collapse Rescue

Confined Space Rescue

MAINTENANCE SHOP

The AFD Maintenance Shop is responsible for maintenance and repair of all MOA vehicles utilized by AFD, CVFRD and GFD.

Staff

- 1 Lead Mechanic
- 1 Logistics Specialist
- 7 Mechanics

Fleet

- 86 light duty vehicles
- 80 heavy duty vehicles

DATA SYSTEMS

The AFD Data Systems team employs technology to support the emergency response mission of AFD, CVFRD and GFD.

This includes hardware, software and applications, for example: During the COVID-19 initial outbreak, they designed and implemented a screening system that allows our paramedics to remotely screen patients suspected of COVID within a 2 week window.

Data Systems staff are available 24/7 to ensure our critical infrastructure* is working.

* 911, Computer Aided Dispatch (CAD), dispatching, mapping, recording of communications, radio communications, response asset location, FirstNet, etc…

DATA SYSTEMS

Staff
- 1 Systems Analyst Supervisor
- 3 Systems Analysts

Devices

Mobile Devices (iPhone, iPad, Modems)	350
Apparatus Computers	118
Desktops/Laptops	332
Servers	104

Applications

Major Applications	19
AFD Custom Built Applications	50
FileMakerPro Applications	30
AFD Intranet	

FUTURE CAPITAL PROJECTS

Areawide -

- Transition to Re-Boxing of Ambulances to reduce cost
- Communication systems maintenance/upgrades

Anchorage Fire Service Area –

- Four station/facility replacements/moves (Shop, 12, 11, 8,10)
- Heavy apparatus replacement cycle
- Regional Training Center upgrades
- Facilities maintenance/upgrades

.

This is your Fire Department

Anchorage Fire Department

Video Credit to Lead Dispatcher Julie Condell

Contact information

Phone - 907-267-4936

Web - www.muni.org/fire

Email – wwafd@muni.org

The Anchorage Fire Department – Facebook

Anchorage Fire Department Recruitment – Facebook

@afdinfo Twitter

Anchorage Fire Department on Nixle