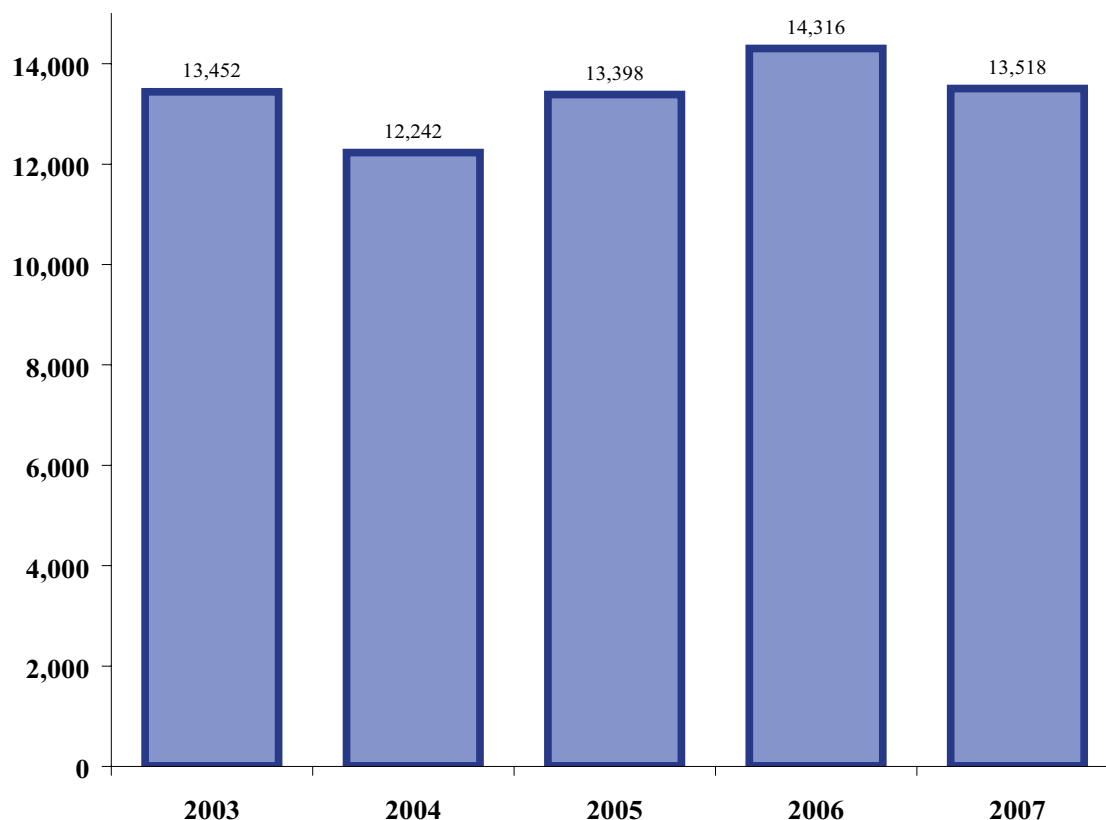


Uniform Crime Report Section



Summary of UCR Index Crimes 2003-2007



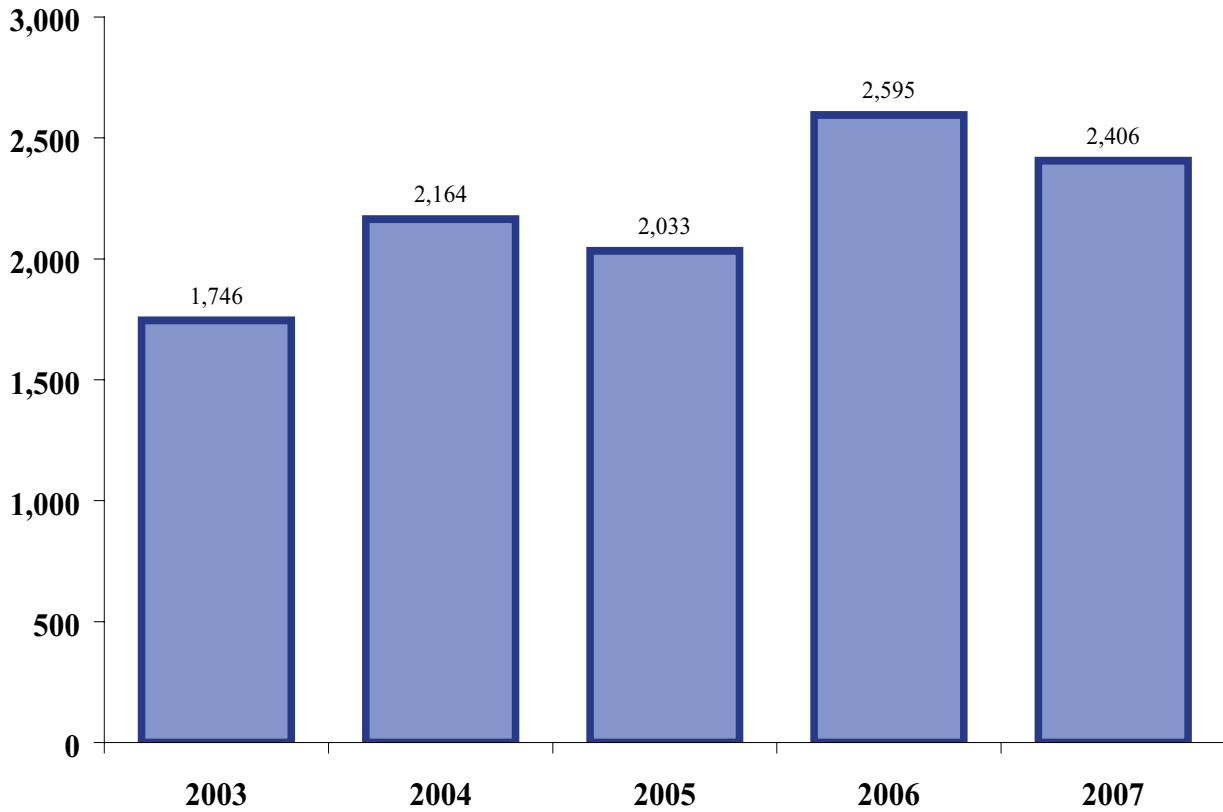
	2003	2004	2005	2006	2007
Homicide*	19	17	18	20	23
Rape	244	263	224	248	257
Robbery	340	331	384	465	453
Aggravated Assault	1,143	1,553 ¹	1,407	1,862	1,673
Burglary	1,418	1,523	1,783	1,733	1,454
Theft	9,091	7,530	8,248	8,543	8,395
Motor Vehicle Theft	1,197	1,025	1,334	1,445	1,263
Total	13,452	12,242	13,398	14,316	13,518

*Includes murder, nonnegligent manslaughter and manslaughter by negligence.

¹The Records Management System miscalculated the number of aggravated assaults for April through July resulting in approximately 300 simple assaults being counted as aggravated.

Person Crime Trends

2003-2007



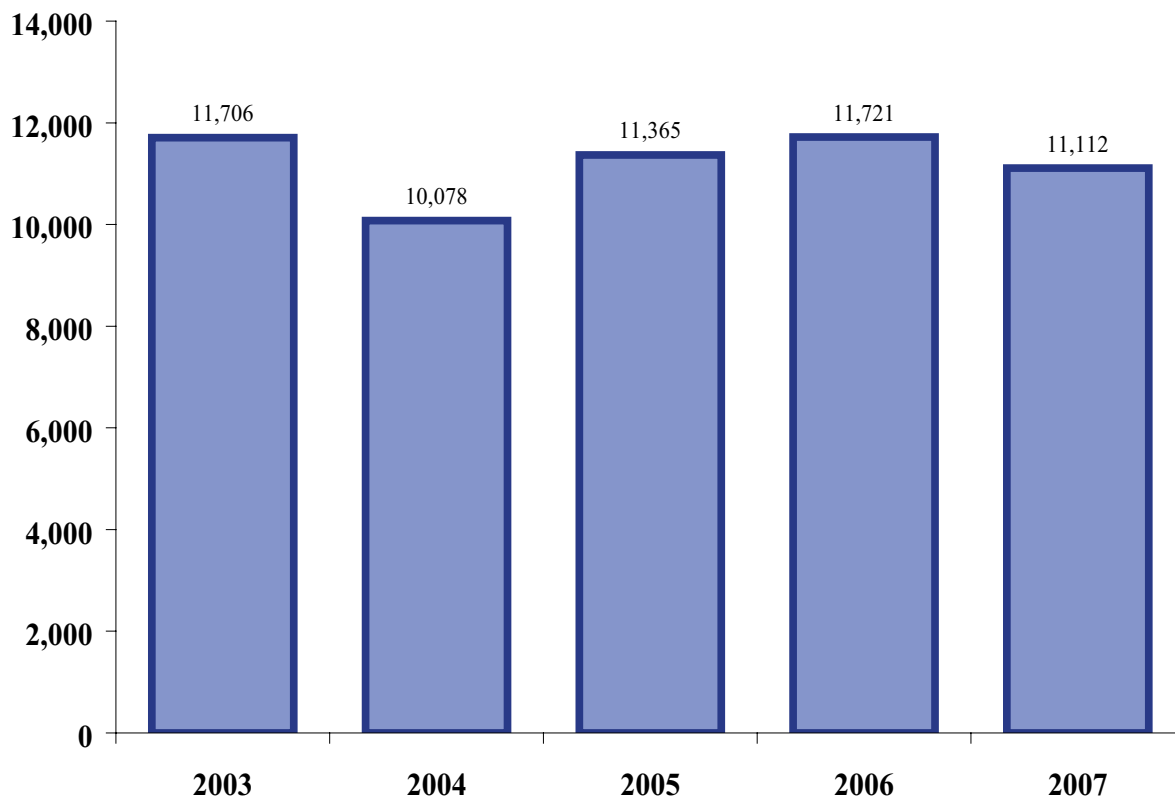
	2003	2004	2005	2006	2007
Homicide*	19	17	18	20	23
Rape	244	263	224	248	257
Robbery	340	331	384	465	453
Aggravated Assault	1,143	1,553 ¹	1,407	1,862	1,673
Total	1,746	2,164	2,033	2,595	2,406

*Includes murder, nonnegligent manslaughter and manslaughter by negligence.

¹The Records Management System miscalculated the number of aggravated assaults for April through July Resulting in approximately 300 simple assaults being counted as aggravated.

Property Crime Trends

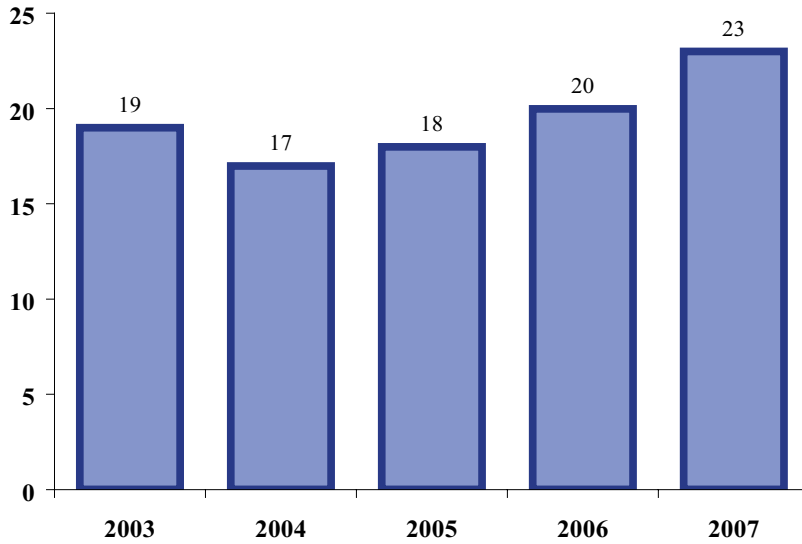
2003-2007



	2003	2004	2005	2006	2007
Burglary	1,418	1,523	1,783	1,733	1,454
Theft	9,091	7,530	8,248	8,543	8,395
Motor Vehicle Theft	1,197	1,025	1,334	1,445	1,263
Total	11,706	10,078	11,365	11,721	11,112

Homicide*

2003-2007



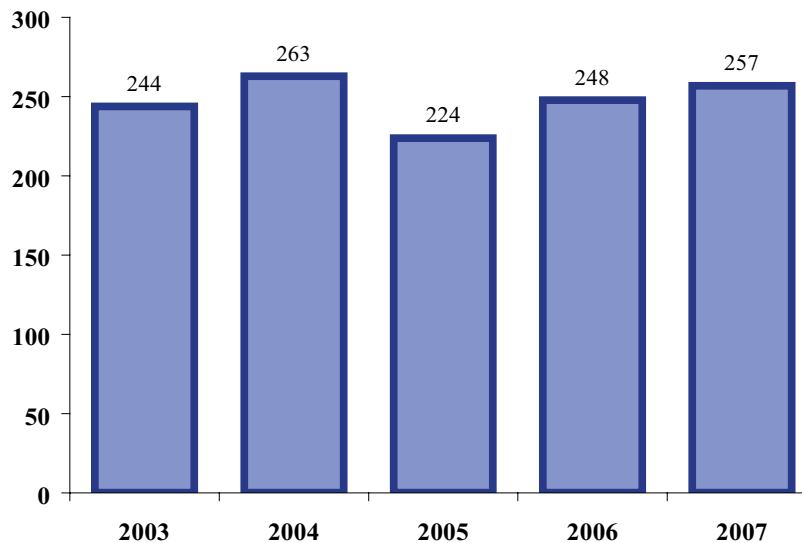
Yearly Totals	
2003	19
2004	17
2005	18
2006	20
2007	23

*Includes murder, nonnegligent manslaughter and manslaughter by negligence.

The FBI's Crime in the United States series counts only murder and nonnegligent manslaughter in its summaries.

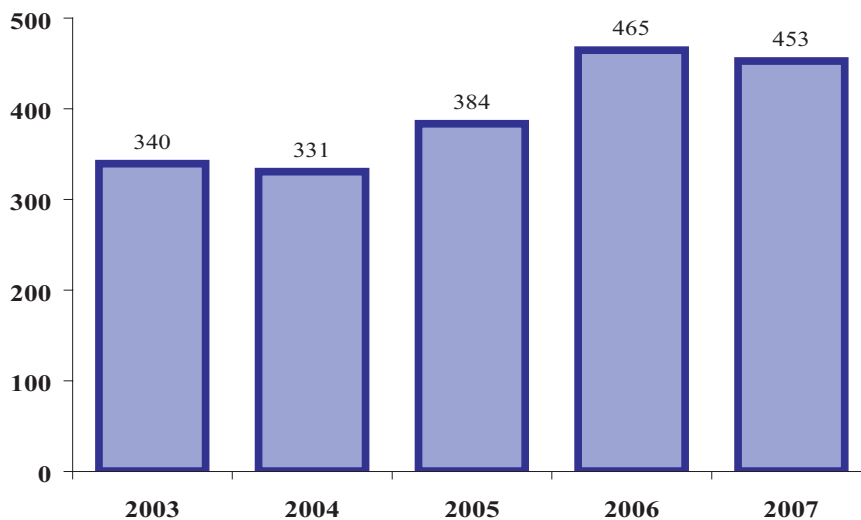
Rape

2003-2007



Yearly Totals	
2003	244
2004	263
2005	224
2006	248
2007	257

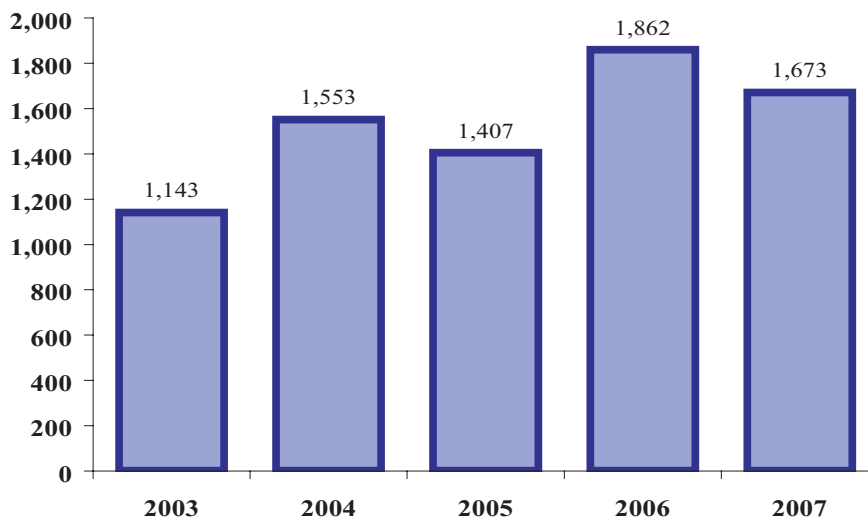
Robbery 2003-2007



Yearly Totals

2003	340
2004	331
2005	384
2006	465
2007	453

Aggravated Assault 2003-2007



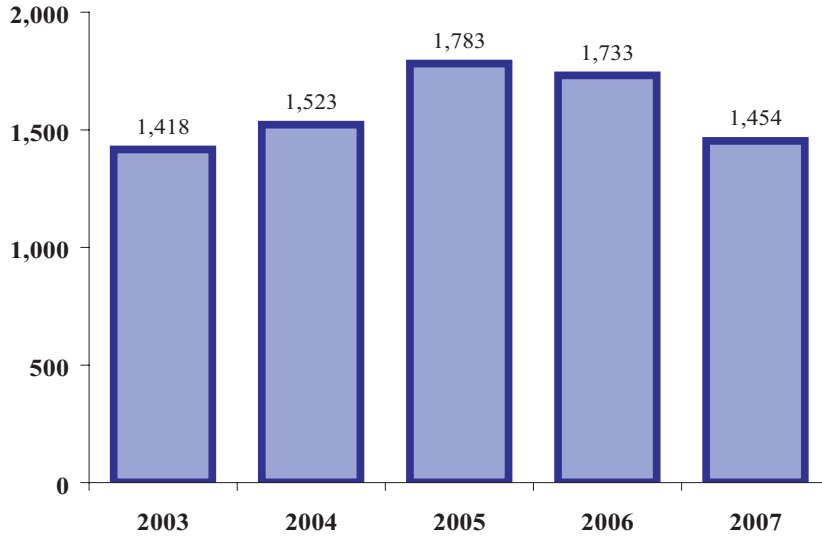
Yearly Totals

2003	1,143
2004	1,553
2005	1,407
2006	1,862
2007	1,673

NOTE: For 2004 the Records Management System miscalculated the number of aggravated assaults for April through July Resulting in approximately 300 simple assaults being counted as aggravated.

Burglary

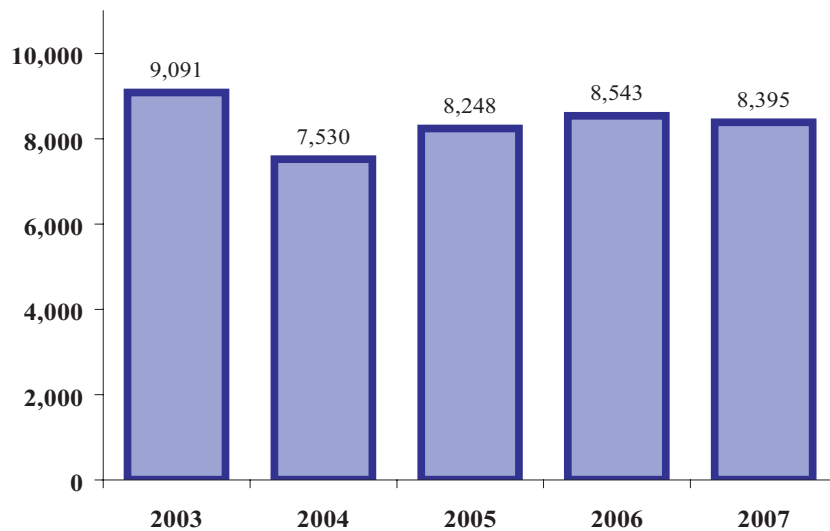
2003-2007



Yearly Totals	
2003	1,418
2004	1,523
2005	1,783
2006	1,733
2007	1,454

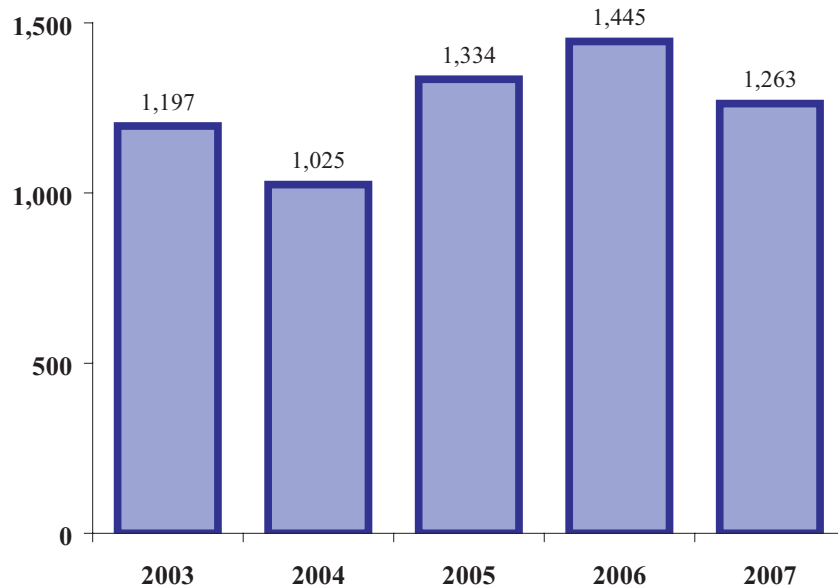
Theft

2003-2007



Yearly Totals	
2003	9,091
2004	7,530
2005	8,248
2006	8,543
2007	8,395

Motor Vehicle Theft 2003-2007



Yearly Totals	
2003	1,197
2004	1,025
2005	1,334
2006	1,445
2007	1,263

Hate Crimes

2003-2007

A Hate Crime is any criminal offense committed against a person or property which is motivated, in whole or in part, by the offender's bias against race, religion, ethnic/national origin group, sexual orientation or disability.

	2003	2004	2005	2006	2007
UCR Hate Crimes	13	9	5	6	8
Persons Arrested	4	4	1	3	5

UCR Hate Crime Breakdown

Race of Victim(s)						
Asian/Pacific Islander	0	1	0	0	0	Simple Assault
Asian/Pacific Islander	1	0	0	0	0	Vandalism
Black	1	0	0	0	0	Theft
Black	1	4	0	1	0	Intimidation
Black	0	1	1	0	2	Aggravated Assault
Black	0	1	1	0	2	Vandalism
Black	0	0	1	0	0	Arson
Black	0	0	0	1	0	Simple Assault
Indian/AK Native	2	0	0	0	0	Simple Assault
Indian/AK Native	1	1	1	1	0	Aggravated Assault
Indian/AK Native	1	0	0	0	0	Vandalism
Indian/AK Native	2	0	0	0	0	Intimidation
Indian/AK Native	0	0	1	0	0	Robbery
Multi_Racial	0	0	0	2	1	Simple Assault
White	1	0	0	0	0	Intimidation
Subtotal	5	9	5	5	5	
Ethnicity/National Origin of Victim(s)						
Hispanic	0	1	0	0	0	Aggravated Assault
Subtotal	0	1	0	0	0	
Alleged Sexual Orientation of Victim(s)						
Male Homosexual	1	0	0	1	1	Simple Assault
Male Homosexual	1	0	0	0	0	Intimidation
Male Homosexual	1	0	0	1	0	Vandalism
Male Homosexual	0	0	0	0	1	Aggravated Assault
Subtotal	3	0	0	2	2	
Disability of Victim(s)						
Mental Disability	0	0	0	0	1	Simple Assault
Subtotal	0	0	0	0	1	

All Arrests Reported Through UCR

1998 - 2007

Arrest Charge	1998	1999	2000	2001	2002	2003	2004	2005	2006	2007
Person Crimes										
Murder, Nonnegligent	13	14	13	12	21	15	14	9	16	20
Manslaughter, Negligent	2	5	6	5	2	1	2	1	0	0
Rape	24	25	19	22	32	28	25	15	22	31
Robbery	117	116	72	109	110	87	98	70	72	103
Aggravated Assault	327	326	332	382	374	408	478	526	555	637
Simple Assault	2,163	2,128	2,076	2,196	2,084	2,022	1,896	1,656	1,646	1,869
Property Crimes										
Burglary	182	147	157	172	182	192	147	97	110	113
Theft	2,235	2,001	2,405	2,013	2,425	2,341	1,836	1,332	1,692	1,576
Motor Vehicle Theft	215	225	156	166	229	217	168	141	158	151
Arson	9	7	11	5	10	14	10	2	6	1
Forgery & Counterfeiting	27	35	43	54	49	82	71	54	69	74
Fraud	17	14	19	15	19	17	18	24	28	38
Criminal Mischief (Vandalism)	400	439	382	381	445	431	378	266	252	323
Drug Offenses										
Sale/Manufacturing 2	54	143	108	74	87	85	170	166	203	53
Possession/Use	733	543	499	412	509	524	328	215	181	398
Misc. Offenses										
Carrying Concealed Weapon	197	188	165	146	137	165	109	81	99	99
Prostitution & Vice	129	177	117	60	54	54	101	117	186	338
Sex Offense	40	72	35	41	72	73	46	35	35	35
Offenses Against the Family	43	48	46	115	102	97	145	146	152	175
Driving Under the Influence ¹	1,768	1,797	1,700	1,695	1,851	1,651	1,510	1,441	1,348	1,799
Liquor Laws	139	252	181	193	240	258	212	155	179	219
Disorderly Conduct	317	356	355	374	359	323	323	227	232	369
All Other Offenses	8,640	7,275	6,931	5,435	5,764	6,429	8062	7,133	7,226	8,393
Total	17,991	16,333	15,828	14,077	15,158*	15,514	16,169**	13,909	15,167	16,814

* Includes one arrest for gambling not listed. ** Includes 22 Gambling arrest not listed.

This page contains individuals arrested and does not reflect the actual number of charges. The UCR hierarchy rule has been applied.
¹ Driving under the influence has replaced DWI, driving while intoxicated, and includes drugs as a cause of impairment in addition to alcohol.
 Does not include December 15-31, 1997.

Juvenile Arrests Reported Through UCR

1998 - 2007

Arrest Charge	1998	1999	2000	2001	2002	2003	2004	2005	2006	2007
Person Crimes										
Murder, Nonnegligent	3	2	2	0	2	1	3	1	2	2
Manslaughter, Negligent	0	1	1	2	0	0	1	0	0	0
Rape	2	4	3	2	5	8	5	1	4	1
Robbery	37	28	21	23	33	18	24	12	32	18
Aggravated Assault	64	57	71	74	74	60	65	78	70	75
Simple Assault	361	331	357	313	320	309	229	254	223	250
Property Crimes										
Burglary	102	87	97	94	98	116	56	63	47	54
Theft	891	883	1059	854	1113	1019	664	623	669	744
Motor Vehicle Theft	73	108	78	81	114	119	53	52	53	40
Arson	8	6	5	0	3	8	1	2	4	7
Forgery & Counterfeiting	3	12	4	7	5	12	4	7	1	5
Fraud	3	4	3	6	2	2	1	6	5	3
Criminal Mischief (Vandalism)	150	179	136	131	166	160	132	104	119	156
Drug Offenses										
Sale/Manufacturing	25	13	11	6	19	6	9	14	19	6
Possession/Use	228	183	186	164	224	171	131	101	73	99
Misc. Offenses										
Carrying Concealed Weapon	71	75	53	47	35	60	26	45	61	29
Prostitution & Vice	1	5	1	6	2	3	0	3	2	3
Sex Offense	13	15	7	12	22	23	3	10	13	14
Offenses Against the Family	0	1	0	3	0	0	2	0	0	2
Driving Under the Influence ¹	35	21	28	24	40	26	29	30	16	29
Liquor Laws	8	8	8	21	22	53	34	27	26	34
Disorderly Conduct	43	59	53	39	51	49	60	65	36	43
All Other Offenses	391	317	342	233	304	327	397	338	328	310
Total	2,512	2,399	2,526	2,142	2,654	2,550	1,929	1,836	1,803	1,924

This page contains individuals arrested and does not reflect the actual number of charges. The UCR hierarchy rule has been applied.

¹Driving under the influence has replaced DWI, driving while intoxicated, and includes drugs as a cause of impairment in addition to alcohol.

Does not include December 15-31, 1997.