



**Municipality of  
Anchorage**  
Ethan Berkowitz  
Mayor



**Consolidated Annual Performance and Evaluation Report  
(CAPER)  
2015 Program Year**



The third of five CAPERS under the  
Municipality of Anchorage Housing and Community  
Development Consolidated Plan for 2013-2017

**May 11, 2016**



**Municipality of Anchorage**

*Consolidated Annual Performance and Evaluation  
Report of the  
2015 Program Year*

***Ethan Berkowitz***  
***Mayor***



**Department of Health and Human Services**

Melinda Freemon, Director

**Public Health Initiatives and Partnerships Division**

Steven P. Ashman, Division Manager

**Community Safety and Development**

Project Team:

Nancy Vaughn Anderson  
*Program Manager*

James H. Boehm  
*Senior Neighborhood Planner*

Gina Riggs-Kaiser  
*Senior Staff Accountant*

Lawrence M. Stokes  
*Housing Programs Specialist*

Pat Monday  
*Senior Office Associate*



Department of Health and Human Services  
Public Health Initiatives and Partnerships Division  
Community Safety and Development  
P.O. Box 196650  
Anchorage, AK 99519-6650  
Phone: (907) 343-4881  
Email: [BohmJH@muni.org](mailto:BohmJH@muni.org)



# Table of Contents

---

<b>CR-05 Goals and Outcomes</b> .....	<b>1</b>
<b>Progress the jurisdiction has made in carrying out its strategic plan and its action plan.</b>	
<b>91.520(a)</b> .....	<b>1</b>
Administration, Planning, and Grant Management – CDBG .....	1
AnCHOR Subrecipient Project Delivery Costs – NeighborWorks Alaska (NWA) .....	2
Project Delivery Costs - MOA.....	2
Minor Repair Program – NeighborWorks Anchorage (NWA).....	3
Mobile Home Repair Program – Rural Alaska Community Action Program (RurAL CAP) .....	4
Anchorage Safety Center – MOA.....	4
CDBG 2015 Public Services - TBD .....	5
Children at Risk - Alaska Legal Services Corporation (ALSC) .....	5
Emergency Overflow Shelter (Bean’s Café) – Catholic Social Services (CSS).....	6
Housing First Program - RurAL CAP .....	6
Pathways to Recovery - Anchorage Community Mental Health Services (ACMHS) .....	6
Youth Advocacy and Outreach – Covenant House Alaska (CHA) .....	7
Alaska Youth Advocacy - ACMHS.....	7
Administration, Planning, and Grant Management – HOME.....	8
Affordable Housing Program - Habitat for Humanity Anchorage (HFHA).....	9
Safe Harbor Revitalization Project - RurAL CAP .....	10
CHDO Rental Development - Housing for Homeless Veterans and Families - (TBD) .	11
Administration, Planning and Grants Management (ESG).....	11
Homeless Prevention .....	12
Emergency Shelter Services Operations.....	13
Rapid Re-Housing.....	14
<b>Comparison of the proposed versus actual outcomes</b> .....	<b>16</b>
<b>Assess how the jurisdiction’s use of funds, particularly CDBG,</b> .....	<b>18</b>
<b>CR-10 - Racial and Ethnic Composition of Families Assisted</b> .....	<b>19</b>
<b>Describe the families assisted</b> .....	<b>19</b>
<b>Narrative</b> .....	<b>19</b>
<b>CR-15 - Resources and Investments 91.520(a)</b> .....	<b>21</b>
<b>Identify the resources made available</b> .....	<b>21</b>
<b>Narrative</b> .....	<b>21</b>
<b>Identify the geographic distribution and location of investments</b> .....	<b>21</b>
<b>Narrative</b> .....	<b>21</b>
<b>Leveraging</b> .....	<b>21</b>
<b>HOME Match</b> .....	<b>22</b>

<b>CR-20 - Affordable Housing 91.520(b)</b> .....	<b>27</b>
Evaluation of the jurisdiction's progress in providing affordable housing, .....	27
Discuss the difference between goals and outcomes and problems .....	27
Discuss how these outcomes will impact future annual action plans. ....	28
Include the number of extremely low-income, low-income, and moderate-income persons served by each activity where information on income by family size is required to determine the eligibility of the activity. ....	28
Narrative Information .....	28
<b>CR-25 - Homeless and Other Special Needs 91.220(d, e); 91.320(d, e); 91.520(c)</b> .....	<b>29</b>
Evaluate the jurisdiction's progress in meeting its specific objectives for reducing and ending homelessness through:.....	29
<b>CR-30 - Public Housing 91.220(h); 91.320(j)</b> .....	<b>33</b>
<b>CR-35 - Other Actions 91.220(j)-(k); 91.320(i)-(j)</b> .....	<b>37</b>
Actions taken to remove or ameliorate the negative effects of public policies that serve as barriers to affordable housing .....	37
Actions taken to address obstacles to meeting underserved needs.....	37
Actions taken to reduce lead-based paint hazards.....	38
Actions taken to reduce the number of poverty-level families.....	38
Actions taken to develop institutional structure. ....	39
Actions taken to enhance coordination between public and private housing and social service agencies. 91.220(k); 91.320(j) .....	40
Identify actions taken to overcome the effects of any impediments identified in the jurisdictions analysis of impediments to fair housing choice. 91.520(a).....	40
<b>CR-40 - Monitoring 91.220 and 91.230</b> .....	<b>43</b>
Monitor Standards and Procedures .....	43
Description of the standards and procedures used to monitor activities .....	43
Citizen Participation Plan 91.105(d); 91.115(d) .....	43
<b>CR-45 - CDBG 91.520(c)</b> .....	<b>47</b>
Specify the nature of, and reasons for, any changes in the jurisdiction's program objectives and indications of how the jurisdiction would change its programs as a result of its experiences.....	47
<b>CR-50 - HOME 91.520(d)</b> .....	<b>49</b>
Include the results of on-site inspections of affordable rental housing .....	49
Provide an assessment of the jurisdiction's affirmative marketing actions.....	49
Refer to IDIS reports to describe the amount and use of program income.....	50

Describe other actions taken to foster and maintain affordable housing.....	50
<b>CR-60 - ESG 91.520(g) (ESG Recipients only) .....</b>	<b>51</b>
Recipient Information.....	51
Reporting Period.....	52
Subrecipient Information .....	52
<b>CR-65 - Persons Assisted (ESG).....</b>	<b>53</b>
Persons Served.....	53
Gender .....	54
Age .....	55
Special Populations Served .....	55
<b>CR-70 – ESG 91.520(g) - Assistance Provided and Outcomes .....</b>	<b>57</b>
Shelter Utilization.....	57
Project Outcomes .....	57
<b>CR-75 – ESG Expenditures .....</b>	<b>59</b>
Expenditures.....	59
<b>Appendix 1 – Acronyms .....</b>	<b>63</b>
<b>Appendix 2 – PR 03 CDBG Activity .....</b>	<b>68</b>
<b>Appendix 3 – PR 06 Summary of Consolidated Plan Projects.....</b>	<b>97</b>
<b>Appendix 4 – PR 23 CDBG Summary of Accomplishments .....</b>	<b>99</b>
<b>Appendix 5 – PR 06 Summary of HOME Accomplishments .....</b>	<b>101</b>
<b>Appendix 6 – PR 26 CDBG Financial Summary .....</b>	<b>102</b>
<b>Appendix 7 – MAP.....</b>	<b>105</b>





## List of Tables

---

<b>Table 1 - Accomplishments – Program Year &amp; Strategic Plan to Date .....</b>	<b>17</b>
<b>Table 2 – Table of assistance to racial and ethnic populations by source of funds .....</b>	<b>19</b>
<b>Table 3 - Resources Made Available.....</b>	<b>21</b>
<b>Table 4 – Identify the geographic distribution and location of investments .....</b>	<b>21</b>
<b>Table 5 – ESG Match .....</b>	<b>22</b>
<b>Table 6 – Fiscal Year Summary - HOME Match Report .....</b>	<b>22</b>
<b>Table 7 – Fiscal Year Summary - HOME Match Report .....</b>	<b>23</b>
<b>Table 8 –HOME Match Report – form HUD 40107-A .....</b>	<b>Error! Bookmark not defined.</b>
<b>Table 9 – Match Contribution for the Federal Fiscal Year ..</b>	<b>Error! Bookmark not defined.</b>
<b>Table 10 – HOME Match Log FY .....</b>	<b>Error! Bookmark not defined.</b>
<b>Table 11 – Program Income.....</b>	<b>24</b>
<b>Table 12 – Minority Business and Women Business Enterprises .....</b>	<b>25</b>
<b>Table 13 – Minority Owners of Rental Property .....</b>	<b>26</b>
<b>Table 14 – Relocation and Real Property Acquisition .....</b>	<b>26</b>
<b>Table 15 – Number of Households .....</b>	<b>27</b>
<b>Table 16 – Number of Households Supported: .....</b>	<b>27</b>
<b>Table 17 – Number of Persons Served.....</b>	<b>28</b>
<b>Table 18 – Household Information for Homeless Prevention Activities .....</b>	<b>53</b>
<b>Table 19 – Household Information for Rapid Re-Housing Activities.....</b>	<b>53</b>
<b>Table 20 – Shelter Information .....</b>	<b>53</b>
<b>Table 21 – Household Information for Street Outreach.....</b>	<b>54</b>
<b>Table 22 – Household Information for Persons Served with ESG.....</b>	<b>54</b>
<b>Table 23 – Gender Information.....</b>	<b>54</b>
<b>Table 24 – Age Information .....</b>	<b>55</b>
<b>Table 25 – Special Population Served - Complete for All Activities.....</b>	<b>55</b>
<b>Table 26 – Shelter Capacity .....</b>	<b>57</b>
<b>Table 27 – ESG Expenditures for Homelessness Prevention.....</b>	<b>59</b>
<b>Table 28 – ESG Expenditures for Rapid Re-Housing.....</b>	<b>59</b>
<b>Table 29 – ESG Expenditures for Emergency Shelter .....</b>	<b>60</b>
<b>Table 30 – Other Grant Expenditures .....</b>	<b>60</b>
<b>Table 31 – Total ESG Funds Expended.....</b>	<b>60</b>

**Table 32 – Other Funds Expended on Eligible ESG Activities ..... 61**  
**Table 33 – Total Amount of Funds Expended on ESG Activities ..... 61**

## **CR-05 Goals and Outcomes**

---

### **Progress the jurisdiction has made in carrying out its strategic plan and its action plan. 91.520(a)**

This is an overview that includes major initiatives and highlights that were proposed and executed throughout the program year.

The 2015 CAPER provides an overview of major initiatives that were executed in program year 2015 by the Municipality of Anchorage (MOA), Department of Health and Human Services (DHHS), Public Health Initiatives and Partnerships Division, Community Safety and Development (CSD). The MOA experienced delays in implementing goals and outcomes in Annual Action Plans (AP) due in part to 6 to 12 month delays in receiving HUD grant agreements for the last three years. The MOA did not receive 2013 HUD grant agreements until December 2013 so these funds were not allocated until 2014. The 2014 Action Plan was approved by HUD on July 1, 2014 with HUD grant agreements received on August 14, 2014. On June 18, 2015, the 2015 AP was approved by HUD and the MOA received HUD grant agreements.

\*\*\*\*\*

### **Community Development Block Grant (CDBG) Projects**

#### **Administration, Planning, and Grant Management – CDBG**

Administration, planning and grant management to carry out Community Development Block Grant (CDBG) are summarized below.

- General and financial management of the CDBG projects and programs were successfully completed.
- Community coordination in the development of the draft 2016 Action Plan and 2014 CAPER.
- Executing the MOA's Request for Proposal procurement process and ensuring that written agreements comply with federal guidelines.
- Monitored subrecipient agreements, recordkeeping and related budgets, in conformance with all federal, state and municipal guidelines, including eligibility under HUD national objectives, Davis Bacon labor requirements, environmental reviews, fair housing and affirmative marketing.
- Completed the annual monitoring review schedule for all HUD rental housing development projects and subrecipient agreements.
- CSD staff participated in the development of the Anchorage Community Plan to Prevent and End Homelessness.
- CSD staff participated in community planning and activities that included CoC membership meetings, Annual Project Homeless Connect and Fair Housing Accessibility Training.

- Directed CSD operational costs and indirect costs as determined by the Intergovernmental Chargeback System (IGC's) based on the MOA's Central Services Cost Allocation Plan in accordance with OMB 2 Circular 200 governing reimbursable federal awards.
- Obligated administration and planning funds to salaries and related costs for general management, oversight and coordination of the CDBG program (\$322,724).
- MOA Intergovernmental Charges in the amount of \$93,242 was expensed and recorded during 2015 for the years 2014 and 2015.
- Funds obligated to administration are limited to 20 percent of the CDBG Entitlement for the program year, plus program income.

	Budgeted	Expended	Balance 12/31
<b>FY 2011</b>			\$550,734
<b>FY 2012</b>	\$342,457	\$552,384	\$340,807
<b>FY 2013</b>	\$354,478	\$529,198	\$166,087
<b>FY 2014</b>	\$338,222	\$448,976	\$55,333
<b>FY 2015</b>	\$322,724	\$377,622	\$435

**Note: Expenditures may include reclassifications or adjustments made during the year.**

\*\*\*\*\*

### **AnCHOR Subrecipient Project Delivery Costs – NeighborWorks Alaska (NWA)**

With the conclusion of the AnCHOR Program in 2013, the funds that had been set aside for Project Delivery Costs has been utilized by CSD staff for their direct costs associated with housing projects. These projects consisted of primarily AnCHOR and Affordable Housing Program loan servicing.

CDBG	Budgeted	Reprogrammed to Project Delivery Costs	Expended	Balance 12/31
<b>FY 2010</b>	\$45,000		\$21,957	\$23,043
<b>FY 2011</b>	\$45,000		\$23,042	\$45,001
<b>FY 2012</b>	\$0		\$23,274	\$21,727
<b>FY 2013</b>	\$0		\$11,322	\$10,405
<b>FY 2014</b>	\$0	\$7,165	\$13,089	\$4,481
<b>FY 2015</b>	\$0	\$0	\$4,481	\$0

**Note: Expenditures may include reclassifications or adjustments made during the year.**

\*\*\*\*\*

### **Project Delivery Costs - MOA**

CDBG regulations (24 CFR 570.201(k)) allow for CDBG funds to be used to perform energy auditing, preparation of work specifications, loan processing, inspections, and other services related to assisting owners, contractors and other entities participating or seeking to participate in the HOME program. This CDBG activity was used for housing and capital

services Project Delivery Costs. Previous to 2013, Project Delivery Costs were maintained separately. These expenditures are reported as part of the CDBG and HOME activities to which they are associated. In the 2015 AP, project delivery costs were budgeted separately to the MRP, the MHRP and the SHI project.

CDBG	Budgeted	Expended	Balance 12/31
<b>FY 2011</b>			\$42,261
<b>FY 2012</b>	\$57,678	\$46,033	\$53,906
<b>FY 2013</b>	\$0	\$38,891	\$15,015
<b>FY 2014</b>	\$0	\$14,837	\$178
<b>FY 2015</b>	\$0	\$130	\$47

**Note: Expenditures may include reclassifications or adjustments made during the year.**

\*\*\*\*\*

**Minor Repair Program – NeighborWorks Anchorage (NWA)**

The Minor Repair Program (MRP) provided assistance for increased accessibility, energy efficiency or repairs to items presenting a threat to health or safety in an owner-occupied home (including mobile homes, condos, and single family homes). For the standard component of the MRP, assistance was available to low- and moderate-income residents throughout the MOA and was provided in the form of a grant. Loans may be available when projects need to exceed the maximum of \$15,000 for health and safety reasons. All homes considered for assistance under this component of the MRP must be occupied by owners with annual incomes at or below 80 percent of the area median income, as determined by HUD, which is adjusted for family size. Maximum project cost per eligible client is \$15,000, excluding housing services costs. Exceptions may be made for homes with additional costs due to lead-based paint, or fund unforeseen cost overruns, when additional costs are due to improvements that will accommodate a resident’s disability or for other exceptional circumstances.

CDBG	Budgeted	Expended	Balance Dec. 31	Units
<b>FY 2010</b>	\$450,000	\$300,673	\$149,327	14
<b>FY 2011</b>	\$400,452	\$116,935	\$432,844	8
<b>FY 2012</b>	\$400,000	\$360,162	\$472,682	20
<b>FY 2013</b>	\$400,000	\$377,823	\$494,859	19
<b>FY 2014</b>	\$0	\$31,364	\$463,495	2
<b>FY 2015</b>	\$0	\$249,615	\$213,880	15

**Note: Expenditures may include reclassifications or adjustments made during the year.**

Project Delivery Costs	Budgeted	Expended	Balance Dec. 31
<b>FY 2013</b>	\$15,000	\$0	\$15,000
<b>FY 2014</b>	\$0	\$6,819	\$8,181
<b>FY 2015</b>	\$15,000	\$6,345	\$16,836

\*\*\*\*\*

**Mobile Home Repair Program – Rural Alaska Community Action Program (RurAL CAP)**

The Mobile Home Repair Program (MHRP) assists low-income families who own and occupy a mobile home in need of minor repairs. This assistance is in the form of a one-time grant. Three (3) projects were completed in 2014 and 10 were completed in 2015 for a total of 13 units.

<b>CDBG</b>	<b>Budgeted</b>	<b>Expended</b>	<b>Substantial Amendments</b>	<b>Balance Dec. 31</b>
<b>FY 2009</b>			\$19,620	\$19,620
<b>FY 2012</b>		\$0	\$50,000	\$69,620
<b>FY 2013</b>	\$200,000	\$0	\$175,000	\$444,620
<b>FY 2014</b>	\$97,168	\$50,296	\$0	\$491,492
<b>FY 2015</b>	\$258,211	\$190,958	\$0	\$558,745

<b>Project Delivery Costs</b>	<b>Budgeted</b>	<b>Expended</b>	<b>Balance Dec. 31</b>
<b>FY 2013</b>	\$15,000	\$0	\$15,000
<b>FY 2014</b>	\$0	\$5,457	\$9,543
<b>FY 2015</b>	\$15,000	\$10,024	\$14,519

\*\*\*\*\*

**Anchorage Safety Center – MOA**

The MOA DHHS manages the Anchorage Safety Center and Anchorage Safety Patrol (ASC/P), a State mandated (AS Title 47) protective custody hold facility for persons who are incapacitated by alcohol or drugs in a public place. The ASC is opened around the clock, 365 days a year, to monitor clients during the sobering process. Over 90 percent of the people using the ASC/P report to be homeless.

The ASC facility received funding for repairs to improve the health, safety, and sanitation of the facility. These repairs included replacement of latrine fixtures, fire resistant wall panels in sleep off area, heat circulating elements, reinforcement in quiet room door and window, added barrel bolts and latch on quiet room door, widen guardian partition protection and metal corners guards, painted sleep area, and added dedicated electrical circuits at work station and office area. Funding amounts per program year are shown below. The renovation work was completed in 2014. The remaining funds will be reprogrammed.

<b>CDBG</b>	<b>Budgeted</b>	<b>Expended</b>	<b>Balance Dec. 31</b>
<b>FY 2012</b>	\$71,077	\$0	\$71,077
<b>FY 2013</b>	\$75,173	\$0	\$146,250
<b>FY 2014</b>	\$0	\$63,797	\$82,453
<b>FY 2015</b>	\$0	\$2,091	\$80,362

<b>Project Delivery Costs</b>	<b>Budgeted</b>	<b>Expended</b>	<b>Balance Dec. 31</b>
<b>FY 2012</b>	\$3,923		\$3,923
<b>FY 2013</b>	\$1,077	\$0	\$5,000
<b>FY 2014</b>	\$0	\$4,847	\$153
<b>FY 2015</b>	\$0	\$153	\$0

\*\*\*\*\*

### **John Thomas Building - MOA**

In 2012, MOA announced a Public Notice for the Change of Use of John Thomas Building. Between 1993 and 1995, CDBG funds of approximately \$987,256 were used to improve the building.

The MOA sold the property in January 2016 through the solicitation of sealed bids (AMC 25.30.080). An acceptable bid was received via the competitive offering, pursuant to AMC section 25.30.090 A. Since the sale results in change of use of the building, a reimbursement to the MOA CDBG program was required. It has been determined that the reimbursement portion to CDBG is 79 percent of the fair market value of the property. The property sold for \$1,400,000. The MOA CDBG program will receive \$1,106,000 which is anticipated to be appropriated in the 2016 AP. Funding will be used for 2016 projects and previous years CDBG program income shortfalls that were predicated upon the sale of the JTB building.

\*\*\*\*\*

### **CDBG 2015 Public Services - TBD**

Fifteen percent of the annual CDBG allocation may be used for public services. The 2015 Public Services funds are anticipated to be identified in the 2015 AP Substantial Amendment #1 scheduled for MOA Assembly approval in early 2016.

	<b>Budgeted</b>	<b>Expended</b>	<b>Balance Dec. 31</b>
<b>FY 2015</b>	\$242,043	\$0	\$242,043

\*\*\*\*\*

### **Children at Risk - Alaska Legal Services Corporation (ALSC)**

The 2014 Public Services funds to ALSC provided direct legal assistance to 317 homeless and near homeless families with children. This legal assistance was aimed at immediately increasing an at-risk family's safety and stability by keeping or securing housing, obtaining orders of protection and assisting with income maintenance issues such as securing child support and public benefits.

In 2015, this project was funded with CDBG funds in the 2014 AP Substantial Amendment #2. ALSC has provided a cash match to the program of \$1,304.

<b>CDBG</b>	<b>Budgeted</b>	<b>Substantial Amendment</b>	<b>Expended</b>	<b>Balance Dec. 31</b>
<b>FY 2012</b>	\$91,165		\$87,478	\$3,687

<b>FY 2013</b>	\$0	\$91,165	\$3,687	\$91,165
<b>FY 2014</b>	\$0	\$86,984	\$41,984	\$136,165
<b>FY 2015</b>	\$0	\$0	\$109,948	\$26,217

\*\*\*\*\*

**Emergency Overflow Shelter (Bean’s Café) – Catholic Social Services (CSS)**

The 2014 Public Services funds to CSS’ Brother Francis Shelter (BFS) provided emergency overflow for 422 unduplicated homeless individuals annually. This is a safety net program to provide emergency overflow at Beans Café using BFS staff when the shelter is at capacity and the temperature is 45 degrees or below.

In 2015, this project was funded with CDBG funds in the 2014 AP Substantial Amendment #2.

<b>CDBG</b>	<b>Budgeted</b>	<b>Substantial Amendment</b>	<b>Expended</b>	<b>Balance Dec. 31</b>
<b>FY 2012</b>	\$60,000		\$39,850	\$20,150
<b>FY 2013</b>	\$0	\$30,000	\$20,150	\$30,000
<b>FY 2014</b>	\$0	\$28,625	\$6,366	\$52,259
<b>FY 2015</b>	\$0	\$0	\$28,719	\$23,540

\*\*\*\*\*

**Housing First Program - RurAL CAP**

The 2013 and 2014 Public Services funds to the RurAL CAP Housing First Program provided services to approximately 13 chronically homeless people, who suffer from chronic alcoholism, homelessness and mental illness, with case management and supportive services. Supportive services may include substance abuse treatment, locating and maintaining housing, and other reintegration activities.

In 2015, this project was funded with CDBG funds in the 2014 AP Substantial Amendment #2.

<b>CDBG</b>	<b>Budgeted</b>	<b>Substantial Amendment</b>	<b>Expended</b>	<b>Balance Dec. 31</b>
<b>FY 2012</b>	\$65,000		\$53,818	\$11,182
<b>FY 2013</b>	\$0	\$75,000	\$11,182	\$75,000
<b>FY 2014</b>	\$0	\$71,561	\$37,812	\$108,749
<b>FY 2015</b>	\$0	\$0	\$97,448	\$11,301

\*\*\*\*\*

**Pathways to Recovery - Anchorage Community Mental Health Services (ACMHS)**

The 2013 and 2014 Public Services funds to ACMHS through the Pathways to Recovery program provided outreach, engagement, intervention, case management and housing services to homeless persons with chronic alcoholism and other related disabilities. The year’s goal is to engage 30 individuals who frequently are served at the Anchorage Safety



Center (ASC) in case management and appropriate referrals for assessments, detox, treatment, housing placement, employment, etc.

In 2015, this project was funded with CDBG funds in the 2014 AP Substantial Amendment #2.

<b>CDBG</b>	<b>Budgeted</b>	<b>Substantial Amendment</b>	<b>Expended</b>	<b>Balance Dec. 31</b>
<b>FY 2013</b>	\$0	\$69,693	\$0	\$69,693
<b>FY 2014</b>	\$0	\$66,496	\$12,280	\$123,909
<b>FY 2015</b>	\$0	\$0	\$111,120	\$12,789

\*\*\*\*\*

**Youth Advocacy and Outreach – Covenant House Alaska (CHA)**

The 2013 Public Services funds CHA through Street Outreach Teams to establish a relationship with homeless youths in the street. CHA’s Drop-In Center encourages the youth to take advantage of other services. Street Outreach Teams educate security guards and doormen at businesses and attend youth oriented events to make sure vulnerable youth know CHA is available.

CHA also operates a Crisis Center that offers homeless, runaway and at risk youths ages 13 to 24 years of age a safe place to stay and get help. The Center is open 24 hours a day, 365 days a year and all services are free of charge. No youth who comes to their door is ever turned away. CHA assist youth with safe shelter, food, clothing, counseling, family mediation, medical attention, employment and education assistance, health services, a youth enrichment program, pastoral ministry and housing services. The total youth served with CDBG funds in 2014 and 2015 was 398 homeless youth.

<b>CDBG</b>	<b>Budgeted</b>	<b>Substantial Amendment</b>	<b>Expended</b>	<b>Balance Dec. 31</b>
<b>FY 2012</b>	\$0	\$20,000	\$0	\$20,000
<b>FY 2013</b>	\$0	\$0	\$0	\$20,000
<b>FY 2014</b>	\$0	\$0	\$7,986	\$12,014
<b>FY 2015</b>	\$0	\$0	\$12,014	\$0

\*\*\*\*\*

**Alaska Youth Advocacy - ACMHS**

The 2013 Public Services funds ACMHS through the Alaska Youth Advocates (AYA) to work with youth who have little or no family support, often have quit school, may suffer from abuse or addiction, and have no place to go but the streets. The AYA’s POWER Teen Center and Health Clinic in downtown Anchorage, reaches out to youth by offering a caring environment and information that can help them make better decisions in their lives.

AYA estimated they would assist 600 homeless youth through Team Outreach in 2014. No youth were assisted in 2014 due to organizational delays. AYA became an affiliate of ACMHS in late 2014. There were 18 homeless youth assisted in 2015 with intensive case management services, consumer outreach, food, shelter, clothing, medication and education.

<b>CDBG</b>	<b>Budgeted</b>	<b>Substantial Amendment #3</b>	<b>Expended</b>	<b>Balance Dec. 31</b>
<b>FY 2012</b>	\$0	\$20,000	\$0	\$20,000
<b>FY 2013</b>	\$0	\$0	\$0	\$20,000
<b>FY 2014</b>	\$0	\$0	\$0	\$20,000
<b>FY 2015</b>	\$0	\$0	\$20,000	\$0

\*\*\*\*\*

## **Home Investment Partnerships (HOME) Program Projects**

### **Administration, Planning, and Grant Management – HOME**

Administration, planning and grant management to carry out Home Investment Partnerships (HOME) Program are summarized below.

- General and financial management of the HOME projects and programs were successfully completed.
- Community coordination in the development of the draft 2016 Action Plan and 2014 CAPER.
- Executing the MOA’s Request for Proposal procurement process and ensuring that written agreements comply with federal guidelines.
- Monitored subrecipient agreements, recordkeeping and related budgets, in conformance with all federal, State and Municipal guidelines, including eligibility under HUD national objectives, Davis Bacon labor requirements, environmental reviews, fair housing and affirmative marketing.
- Completed the annual monitoring review schedule for all HUD rental housing development projects and subrecipient agreements.
- CSD staff participated in the development of the Anchorage Community Plan to Prevent and End Homelessness.
- CSD staff participated in community planning and activities that included CoC membership meetings, Annual Project Homeless Connect and Fair Housing Accessibility Training.
- Directed CSD operational costs and indirect costs as determined by the Intergovernmental Chargeback System (IGC’s) based on the MOA’s Central Services Cost Allocation Plan in accordance with OMB 2 Circular 200 governing reimbursable federal awards.
- Obligated administration and planning funds to salaries and related costs for general management, oversight and coordination of the HOME program.
- MOA Intergovernmental Charges in the amount of \$28,507 was expensed during 2015 for PYs 2014 and 2015.
- Funds obligated to administration are limited to 10 percent of the HOME Entitlement for the program year, plus program income.

HUD's 2014 HOME allocation was a greater amount than projected in the 2014 AP. Since the 2014 HOME award increased by \$7,007, the HOME administration increased by \$701. This is part of the 2014 AP Substantial Amendment #1 was included in the 2015 AP approved by the MOA Assembly in February 2015.

	Budgeted	Budgeted PI	Repro-grammed PI	Amendment	Expended	Balance Dec. 31
<b>Balance</b>						\$147,772
<b>FY 2009</b>	\$108,137	\$18,166			\$90,384	\$183,691
<b>FY 2010</b>	106,858	\$0			\$110,492	\$180,057
<b>FY 2011</b>	\$94,631	\$0			\$91,487	\$183,201
<b>FY 2012</b>	\$62,289	\$0			\$124,917	\$120,573
<b>FY 2013</b>	\$59,191	\$5,221	(8,000)		\$119,230	\$57,755
<b>FY 2014</b>	\$59,892	\$0		\$710	\$78,308	\$39,339
<b>FY 2015</b>	\$56,496	\$0			\$95,835	\$0

**Note: Expenditures may include reclassifications or adjustments made during the year.**

\*\*\*\*\*

**Affordable Housing Program - Habitat for Humanity Anchorage (HFHA)**

HFHA used CDBG funds to purchase two parcels of land (East 4th Avenue/Oklahoma Street) in 2010. Construction on the property continued through 2015, yielding 31 affordable homes: 24 generated from the CDBG funds and 7 developed through non-CDBG sources. There were 8 projects completed with CDBG during 2015.

Under this program, HFHA purchased sites for the construction of affordable housing for low- to moderate-income households. Sites acquired with the assistance of CDBG funds and the construction of new single-family or multi-family housing units will be completed using other funds and volunteer labor. Homebuyers will be required to qualify for a 0 percent interest loan and comply with the policies of HFHA's program. The homebuyers for these units will also receive a minimum of \$1,000 in down payment and closing costs assistance through the HOME program.

CDBG	Budgeted	Expended	Balance Dec. 31
<b>FY 2009</b>	\$100,000	\$99,998	\$2
<b>FY 2014</b>	\$0	\$0	\$2
<b>FY 2014</b>	\$0	\$0	\$2

HOME	Budgeted	Expended	Reprogrammed PI from 2009	Balance Dec. 31	Assisted
<b>FY 2012</b>			\$8,000	\$8,000	
<b>FY 2013</b>	\$15,000	\$4,000	\$0	\$19,000	4
<b>FY 2014</b>	\$0	\$6,000	\$0	\$13,000	6
<b>FY 2015</b>	\$0	\$7,000	\$0	\$6,000	8

\*\*\*\*\*

**Safe Harbor Revitalization Project - RurAL CAP**

RurAL CAP is a CHDO who submitted a successful rental housing development application resulting in a contract award for the Safe Harbor Revitalization Project. Funding was provided in the 2012 AP Substantial Amendment #3, the 2013 AP Substantial Amendment #2, the 2014 AP Substantial Amendment #1, and the 2015 AP. It is anticipated to add additional funding in the 2014 AP Substantial Amendment #3, the 2015 AP Substantial Amendment #1, and the 2016 AP. The project is a CHDO Rental Development Project to provide 123 units of permanent and transitional rental housing.

RurAL CAP plans to target the housing needs of the homeless, those who are very low-income (less than 30 percent of the median household income), people with disabilities and other special needs groups.

The revitalization plan includes three primary components:

1. **SH Merrill – 55, at minimum, Permanent Supportive Housing Units:** This component will target homeless individuals who are in need of supportive services, including those with disabilities and special needs.
2. **SH Muldoon – 48 Transitional Supportive Housing Units:** These units will receive improvements to address deferred maintenance, health and safety, accessibility, and amenity access needs. The targeted population that will be served by this component will be low-income, homeless families and individuals, including those with disabilities.
3. **SH Village – 20, at minimum, Permanent Housing Units:** Conversion of the How-How restaurant on the Muldoon property. The new design will consist of 20 apartments for low-income individuals and families, targeting low-income, formerly homeless individuals and families, including those with disabilities and special needs.

HOME	Budgeted	Expended	Balance Dec. 31
Program Income	\$524	\$0	\$524
FY 2012	\$557,221	\$0	\$557,745
FY 2013	\$572,444	\$0	\$1,130,189
FY 2014	\$532,720	\$0	\$1,662,909
FY 2015	\$0	\$0	\$1,662,909
<b>TOTAL</b>	<b>\$1,662,909</b>	<b>\$0</b>	<b>\$1,662,909</b>

CDBG	Budgeted	Expended	Balance Dec. 31
FY 2013	\$270,806	\$0	\$270,806
FY 2014	\$1,002,057	\$154,442	\$1,118,421
FY 2015	\$688,471	\$717,746	\$1,089,146
FY 2015 Activity Delivery Costs	\$30,000	\$30,000	\$1,089,146
<b>TOTAL</b>	<b>\$1,991,334</b>	<b>\$902,188</b>	<b>\$1,089,146</b>

The current total HOME and CDBG funding for the project is \$3,654,243.

\*\*\*\*\*

**CHDO Rental Development - Housing for Homeless Veterans and Families - (TBD)**

The housing for homeless veterans and families project had not been identified in 2015. In 2016 the project HOME funds are projected to be awarded to the Safe Harbor Revitalization Project (CHDO Rental Development) that will house homeless veterans and families. In 2016 the project CDBG funds are projected to be awarded to the Mobile Home Repair Program to maintain low-income housing.

<b>CDBG</b>	<b>Budgeted</b>	<b>Expended</b>	<b>Balance Dec. 31</b>
<b>FY 2015</b>	\$42,173	\$0	\$42,173
<b>TOTAL</b>	<b>\$42,173</b>	<b>\$0</b>	<b>\$42,173</b>

<b>HOME</b>	<b>Budgeted</b>	<b>Expended</b>	<b>Balance Dec. 31</b>
<b>FY 2014</b>	\$6,306	\$0	\$6,306
<b>TOTAL</b>	<b>\$6,306</b>	<b>\$0</b>	<b>\$6,306</b>

\*\*\*\*\*

**Emergency Shelter Grant and Emergency Solutions Grant (ESG) Projects**

**Administration, Planning and Grants Management (ESG)**

Administration, planning and grant management to carry out Emergency Solutions Grant (ESG) are summarized below.

- General and financial management of the ESG programs were successfully completed.
- Community coordination in the development of the draft 2016 Action Plan and 2014 CAPER.
- Monitored subrecipient agreement, recordkeeping and related budgets, in conformance with all federal, State and Municipal guidelines.
- CSD staff participated in the development of the Anchorage Community Plan to Prevent and End Homelessness.
- CSD staff participated in community planning and activities that included CoC membership meetings, Annual Project Homeless Connect and Fair Housing Accessibility Training.
- Directed CSD operational costs and indirect costs as determined by the Intergovernmental Chargeback System (IGC's) based on the MOA's Central Services Cost Allocation Plan in accordance with OMB 2 Circular 200 governing reimbursable federal awards.
- Obligated administration and planning funds to salaries and related costs for general management, oversight and coordination of the ESG program.
- MOA Intergovernmental Charges in the amount of \$6,774 were expensed in 2015 for 2014 and 2015 administrative activities.

- Funds obligated to administration are limited to 7.5 percent of the ESG for the program year.

In the 2014 AP, ESG was projected at the 2013 AP level. Awards were received in August 2014 and 2014 ESG funding increased by \$19,071. The Administration award increased by \$1,431 and was recorded in the 2015 AP. The 2015 ESG award funding was in the amount of \$150,740. Up to 7.5% of a recipient’s fiscal year grant can be used for administrative activities. The 2015 ESG Administration allocation was projected at the 2014 level of funding. The difference of \$507 is to be allocated into the 2016 AP once approved by the Municipal Assembly.

All recipients must match with an equal amount of other federal, state or local resources (cash and non-cash) as per the matching requirements at 24CFR576.201.

ESG Admin	Budgeted	Amendment	Expended	Balance Dec. 31
FY 2011	\$9,669		\$0	\$9,669
FY 2012	\$11,092		\$4,176	\$16,585
FY 2013	\$9,368		\$12,580	\$13,373
FY 2014	\$10,799	\$1,431	\$12,997	\$11,175
FY 2015	\$10,799	\$507	\$19,761	\$2,720

\*\*\*\*\*

**Homeless Prevention**

MOA administers the ESG housing relocation and stabilization services are necessary to prevent the individual or family from moving into an emergency shelter or another place as described in the “homeless” definition in 24 CFR 576.103. This assistance is, generally provided on a “short-term” basis and provided to individuals and families who meet the criteria under the “at risk of homelessness” definition in 24 CFR 576.2.

Applications for assistance are screened for eligibility at the beginning of each month. Individuals and families seeking assistance are also referred to other organizations for coordinated assistance and/or continued services. MOA has developed a standardized intake, assessment and referral system for homeless individuals and families.

In the 2014 AP, ESG was projected at the 2013 AP level. Awards were received in August 2014 and 2014 ESG funding increased by \$19,071. The Homeless Prevention award increased by \$17,640 and was recorded in the 2015 AP. The 2015 ESG Homeless Prevention allocation was projected at the 2014 level of funding. The difference of \$6,246 is to be allocated into the 2016 AP once approved by the Municipal Assembly. To assist the homeless and at risk-of-homelessness individuals and families, CSD has reprogrammed 2015 unspent RRH funds of \$32,202 to Homeless Prevention.

The ESG program provided services to 132 adults with 115 children during 2015.

A cash match of \$35,134 was provided by Chugach Electric Heating Assistance Program to 134 individuals and families in Anchorage needing assistance due to severe financial crises. Anchorage Water and Wastewater Utility (AWWU), Coins Can Count (CCC) Program, provided assistance in the amount of \$6,704 and assisted 31 families who were at risk of

having their water services disconnected. AWWU customers fund the CCC program. The average customer could contribute \$6 per year. DHHS ADRC provided a \$55,607 match. The total cash match contribution to Homeless Prevention was \$97,445.

*All recipients must match with an equal amount of other federal, state or local resources (cash and non-cash) as per the matching requirements at 24CFR576.201.*

Homeless Prevention	Budgeted	Reprogrammed	Amendment	Expended	Balance Dec. 31
FY 2011	\$69,940	\$0		\$0	\$69,940
FY 2012	\$30,000	\$1,637		\$46,212	\$55,365
FY 2013	\$26,232	\$0		\$46,290	\$35,307
FY 2014	\$70,104	\$0	\$17,640	56,390	\$49,021
FY 2015	\$68,784	\$32,202	\$6,246	\$97,445	\$59,808

**Note: Expenditures may include reclassifications or adjustments made during the year.**

\*\*\*\*\*

### Emergency Shelter Services Operations

During 2015 the MOA provided \$26,232 of 2013 ESG Emergency Shelter Services (2013 Substantial AP Amendment) to help defray operating utility costs for five homeless shelters.

During 2015, 2013 ESG funding for Emergency Shelter Services Operations funded the following subrecipients during 2014.

- Abused Women in Crisis \$5,246
- Covenant House \$5,247
- RurAL CAP Homeward Bound \$5,246
- Salvation Army \$5,246
- CSS Brother Francis Shelter \$5,247

The 2013 HUD ESG awards were not received until December 2013. Through an option year clause pending the receipt of funding and mutual consent of the parties, 2012 ESG subrecipients were awarded 2013 ESG grants. The 2013 ESG subrecipient agreements were issued during 2015 in the amount of \$26,232. There were no 2014 ESG funds dedicated to emergency shelter services, the funding priority was to address the needs of homeless households or at risk of homelessness households to regain permanent housing.

ESG Emergency Shelter Operations	Individuals and Families Served
Abused Women In Crisis, Domestic Violence Shelter	624
Catholic Social Services, Brother Francis Shelter	2,485
Covenant House, Youth Emergency Shelter	139
RurAL CAP, Homeward Bound, Transitional Shelter	35
Salvation Army, McKinnell House, Family Transitional Shelter	147



Total Served	3,430
--------------	-------

A cash match of \$79,484 was provided by the agencies as match to the ESG Emergency Shelter Operations program. All recipients provided a cash or in-kind match of equal value or greater from other federal, state or local resources (cash and non-cash) as per the matching requirements at 24CFR576.201.

Emergency Shelter Operations	Budgeted	Reprogrammed	Expended	Balance Dec. 31
<b>FY 2011</b>	\$28,879	\$0	\$0	\$28,879
<b>FY 2012</b>	\$30,000	(\$1,638)	\$0	\$57,241
<b>FY 2013</b>	\$26,232	\$0	\$27,241	\$56,232
<b>FY 2014</b>	\$0	\$0	\$30,000	\$26,232
<b>FY 2015</b>	\$0	\$0	\$26,232	\$0

**Note: Expenditures may include reclassifications or adjustments made during the year.**

\*\*\*\*\*

### Rapid Re-Housing

Catholic Social Services (CSS) was awarded \$63,084 of 2013 ESG funding to provide Rapid Re-Housing (RRH) services. ESG funds provided housing relocation and stabilization services and short-and / or medium-term rental assistance to help a homeless individual or family move as quickly as possible into permanent housing and achieve stability in housing.

CSS provided 42 households with case management support and direct financial assistance for short-and / or medium-term term rental assistance.

The RRH follows the following guidelines of eligible activities are:

- Standardized screening tool and assessment to determine eligibility.
- Time-limited (3 to 6 months of support).
- Persons with mid-range acuity.
- Scattered apartment sites.
- No Intensive Case Management or Assertive Community Treatment Tactics.

A cash match of \$133,467 was reported by CSS.

The subrecipient has matched the award with an equal amount of other federal, state or local resources (cash and non-cash) as per the matching requirements at 24CFR 576.201.

Rapid Re-Housing	Budgeted	Expended	Reprogram in 2016	Balance Dec. 31
<b>FY 2011</b>	\$20,435	\$0		\$20,435
<b>FY 2012</b>	\$72,692	\$0		\$93,127
<b>FY 2013</b>	\$63,084	\$67,175		\$89,036
<b>FY 2014</b>	\$63,084	\$68,084		\$84,036



<b>FY 2015</b>	\$64,404	\$64,605	(\$32,202)	\$51,633
----------------	----------	----------	------------	----------

**Note: Expenditures may include reclassifications or adjustments made during the year.**

## **Comparison of the proposed versus actual outcomes**

**for each outcome measure submitted with the consolidated plan and explain, if applicable, why progress was not made toward meeting goals and objectives. 91.520(g)**

Categories, priority levels, funding sources and amounts, outcomes/objectives, goal outcome indicators, units of measure, targets, actual outcomes/outputs, and percentage completed for each of the grantee's program year goals. See Table 1 on next page.

**Table 1 - Accomplishments – Program Year & Strategic Plan to Date**

Goal	Category	Source / Amount	Indicator	Unit of Measure	Expected – Strategic Plan	Actual – Strategic Plan	Percent Complete	Expected – Program Year	Actual – Program Year	Percent Complete
Affordable Homeownership	Affordable Housing	HOME: \$	Homeowner Housing Added	Household Housing Unit	18	18	125%	8	8	100%
CHDO Rental Housing Development	Affordable Housing	CDBG: \$ / HOME: \$	Public service activities for L/M Income Housing Benefit	Households Assisted	0	0	0%	0	0	
CHDO Rental Housing Development	Affordable Housing	CDBG: \$ / HOME: \$	Rental units constructed	Household Housing Unit	5	0	0%	5	0	0%
CHDO Rental Housing Development	Affordable Housing	CDBG: \$ / HOME: \$	Rental units rehabilitated	Household Housing Unit	100	103	0%	100	103	103%
Child Care Center	Child Care	CDBG: \$	Public Facility or Infrastructure Activities for L/M Income Housing Benefit	Households Assisted	48	48	0%	0	0	100%
Homeless Assistance and Rapid Transition Services	Homeless	ESG: \$	Homelessness Prevention	Persons Assisted	225	174	77%	170	174	102%
Goal - Homeless Assistance and Rapid Transition Services	Homeless	ESG: \$	Other	Other	5	5	100%	5	5	100%
Homeless Facilities	Homeless	CDBG: \$	Other	Other	1	1	100%	0	0	100%
Homeowner Rehabilitation	Affordable Housing	CDBG: \$	Homeowner Housing Rehabilitated	Household Housing Unit	36	36	116.67%	0	15	100%
Mobile Home Rehabilitation	Affordable Housing	CDBG: \$	Homeowner Housing Rehabilitated	Household Housing Unit	16	13	37.5%	20	10	81.25%
Public Services	Homeless	CDBG: \$	Public service activities other than Low/Moderate Income Housing Benefit	Households Assisted	389	772	100%	389	772	198%
Public Services	Homeless	CDBG: \$	Other	Other	4	6	150%	4	6	150%

(HUD IDIS Table 1 - Accomplishments – Program Year & Strategic Plan to Date) (TABLE Provided by IDIS)

**Assess how the jurisdiction's use of funds, particularly CDBG, addresses the priorities and specific objectives identified in the plan, giving special attention to the highest priority activities identified.**

The distribution of CDBG funds met activities identified in the 2015 AP and corresponds to one of the following three objectives.

- Suitable Living Environment
- Decent Affordable Housing
- Creating Economic Opportunities

In addition, each activity reflects what MOA is seeking to achieve with one of the three following outcome categories:

- Availability/Accessibility
- Affordability
- Sustainability: Promoting Livable or Viable Communities

In 2015, the MOA fostered and maintained decent affordable housing by funding three CDBG projects, the Safe Harbor Inn rental development project is rehabilitating two existing rental development facilities that provide 55 permanent units for individuals who are the chronic homeless and with disabilities, and 48 transitional units for families who are homeless. The MOA funded the MHRP that rehabilitated for health and safety to mobile homes owned by low-income families. Also, the MOA funded the MHR that rehabilitated for health and safety to homes owned by low-income families.

The Children-At-Risk project is operated by ALS to provided suitable living environment with assistance to homeless and near homeless families with children that were critical to preventing homelessness.

The Pathways to Recovery project operated by ACMHS to provided suitable living environment with outreach, engagement, intervention, case management and housing services to homeless persons with chronic alcoholism and other related disabilities.

The Emergency Overflow Shelter at Beans Café operated by CSS provided a suitable living environment for homeless individuals when the Brother Francis Shelter was at capacity and the temperature is 45 degrees or below.

The Housing First project operated by RurAL CAP provided suitable living environment with outreach, case management, tenancy retention and supportive services to chronic homeless persons with disabilities.

MOA funded ESG eligible activities designated to prevent homelessness or the risk of homelessness to individuals and families. ESG provided essential supportive services to homeless individuals and families through rental and utility assistance, rapid re-housing and essential supportive services.

## CR-10 - Racial and Ethnic Composition of Families Assisted

### Describe the families assisted

(including the racial and ethnic status of families assisted). 91.520(a)

**Table 2 – Table of assistance to racial and ethnic populations by source of funds**

	<b>CDBG</b>	<b>HOME</b>	<b>ESG</b>
<b>Race:</b>			
White	1,919	8	1,020
Black or African American	522	0	366
Asian	77	0	64
American Indian or American Native	4,298	1	1,613
Native Hawaiian or Other Pacific Islander	102	0	127
<b>Total</b>	<b>6,918</b>	<b>9</b>	<b>3,190</b>
<b>Ethnicity:</b>			
Hispanic	169	0	177
Not Hispanic	0	0	0

(HUD IDIS Table 2 – Table of assistance to racial & ethnic populations by source of funds)

### Narrative

Per 24 CFR 92.508(a)(7) HOME grantees are required to maintain equal opportunity and fair housing documentation. Local jurisdictions maintain data on the extent to which each ethnic group and single head of household (by gender) have applied for, participated in or benefited from equal opportunity and fair housing. An evaluation of the community's racial and ethnic composition of families and individuals assisted helps the MOA more clearly identify potential impediments to fair housing and other discriminatory issues or patterns that could exist.

CDBG, 24 CFR 570 provides and describes policies and procedures applicable to the programs authorized under Title I of the Housing and Community Development Act of 1974 on entitlement grants. The Homeless Emergency Assistance and Rapid Transition to Housing Act of 2009 (HEARTH Act), enacted into law consolidated three of the separate homeless assistance programs administered by HUD as per 25 CFR 91 and 576. ESG programs require race and ethnic composition on persons and households assisted along with a dollar-to-dollar match to the programs.



## CR-15 - Resources and Investments 91.520(a)

### Identify the resources made available

Table 3 - Resources Made Available

Source of Funds	Source	Resources Made Available	Actual Amount Expended Program Year 2015
CDBG	public - federal	\$1,613,622	\$2,325,910
HOME	public - federal	\$564,961	\$140,403
ESG	public - federal	\$150,740	275,702

(HUD IDIS Table 3 - Resources Made Available)

### Narrative

In 2015 the HOME funds increased by \$34,500 with the addition of Program Income. CDBG and ESG funds were the amount allocated from HUD.

### Identify the geographic distribution and location of investments

Table 4 – Identify the geographic distribution and location of investments

Target Area	Planned Percentage of Allocation	Actual Percentage of Allocation	Narrative Description
Anchorage (City-Wide)	100%	100%	See below.

(HUD IDIS Table 4 – Identify the geographic distribution and location of investments)

### Narrative

The 2015 AP identified all of the geographical area of the MOA for services.

### Leveraging

**Explain how federal funds leveraged additional resources (private, state and local funds), including a description of how matching requirements were satisfied, as well as how any publicly owned land or property located within the jurisdiction that were used to address the needs identified in the plan.**

The MOA and local organizations leveraged HUD funds with state, private, and public funds for housing and community development activities in Anchorage through activities listed in section CR-05.

Matching requirements of the HOME and ESG programs are discussed in section CR-05. There are no other matching requirements for the entitlement funds covered by this CAPER.

**Table 5 – ESG Match**

<b>ESG Match</b>	<b>Match Description</b>	<b>Amount</b>
MOA, DHHS, Aging and Disability Resource Center	Labor Costs for ESG Supervisor and Coordinator positions	FY 2013, 2014 & 2015 \$75,607
Anchorage Water and Wastewater Utility	Utilities paid by member donation	FY 2014 & 2015 \$6,704
Chugach Electric	Utilities paid by member donations	FY 2014 & 2015 \$35,134
Abused Women’s Aid In Crisis	Utilities paid by agency	FY 2013 \$38,666
Covenant House	Utilities paid by agency	FY 2013 \$6,970
CSS Brother Francis Shelter	Utilities paid by agency	FY 2013 \$15,000
RurAL CAP	Utilities paid by agency	FY 2013 \$5,370
Salvation Army	Utilities paid by agency	FY 2013 \$13,478
Catholic Social Services	Rapid Re-housing Admin, Case Management, Outreach Services Labor Costs, Use of Facilities and Operating Costs	FY 2013 & 2014 \$133,467

**HOME Match**

The MOA must match 25 cents for each dollar of HOME funds spent on affordable housing. The HOME match is tracked by federal fiscal year. The following table provides information regarding compliance with the match requirement.

There was one HOME match source during FFY2015 and no match obligations. The source, HFHA’s Affordable Housing Program, completed 10 projects, of which 9 contributed \$350,610.00 in donated labor and \$817,727.60 in donated cash for a total of \$1,168,377.60. All draws during FFY2015 consisted of program income, generating \$0.00 in match obligations.

**Table 6 – Fiscal Year Summary - HOME Match Report**

<b>Fiscal Year Summary – HOME Match</b>	
1. Excess match from prior Federal fiscal year	\$7,378,501.07
2. Match contributed during current Federal fiscal year	\$1,168,337.60
3. Total match available for current Federal fiscal year (Line 1 plus Line 2)	\$8,546,838.67
4. Match liability for current Federal fiscal year	\$0.00
5. Excess match carried over to next Federal fiscal year (Line 3 minus Line 4)	\$8,546,838.67

(HUD IDIS Table 5 – Fiscal Year Summary - HOME Match Report)



**Table 7 – Fiscal Year Summary - HOME Match Report**

Match Contribution for the Federal Fiscal Year								
Project No. or Other ID	Date of Contribution	Cash (non-Federal sources)	Foregone Taxes, Fees, Charges	Appraised Land/Real Property	Required Infrastructure	Site Preparation, Construction Materials, Donated labor	Bond Financing	Total Match
967 – 7295 East 4 <sup>th</sup> Avenue	10/29/2011	106,329.00				51,577.00		157,906.00
967 – 360 Oklahoma Street	10/13/2014	118,099.00	0	0	0	42,955.00	0	161,054.00
967 – 7291 East 4 <sup>th</sup> Avenue	10/17/2014	103,165.00	0	0	0	42,453.00	0	145,618.00
967 – 361 Neighbor Drive	7/17/2015	84,550.00	0	0	0	43,370.00	0	127,920.00
967 – 353 Neighbor Drive	7/17/2015	100,000.00	0	0	0	38,455.00	0	138,455.00
967 – 7283 East 4 <sup>th</sup> Avenue	7/20/2015	107,300.00	0	0	0	44,365.00	0	151,365.00
967 – 357 Neighbor Drive	7/20/2015	100,000.00	0	0	0	42,080.00	0	142,080.00
967 – 708 North Lane Street	7/22/2015					8,065.00		8,065.00
967 – 7287 East 4 <sup>th</sup> Avenue	7/23/2015	98,284.60				37,290.00		135,574.60

HUD Table 6 – Match Contribution for the Federal Fiscal Year

**HOME MBE/WBE Report**

**Table 11 – Program Income**

<b>Program Income – Enter the program amounts for the reporting period</b>				
<b>Balance on hand at beginning of reporting period</b>	<b>Amount received during reporting period</b>	<b>Total amount expended during reporting period</b>	<b>Amount expended for TBRA</b>	<b>Balance on hand at end of reporting period</b>
<b>\$</b>	<b>\$</b>	<b>\$</b>	<b>\$</b>	<b>\$</b>
\$0	\$390,536.71	\$16,221.00	\$8,570.36	\$365,745.35

(HUD IDIS Table 7 – Program Income)

**Table 12 – Minority Business and Women Business Enterprises**

<b>Minority Business Enterprises and Women Business Enterprises – Indicate the number and dollar value of contracts for HOME projects completed during the reporting period</b>						
	<b>Total</b>	<b>Minority Business Enterprises</b>				<b>White Non-Hispanic</b>
		<b>Alaskan Native or American Indian</b>	<b>Asian or Pacific Islander</b>	<b>Black Non-Hispanic</b>	<b>Hispanic</b>	
<b>Contracts</b>						
Number	<b>0</b>					
Dollar Amount	<b>\$0</b>					
<b>Sub-Contracts</b>						
Number	<b>0</b>					
Dollar Amount	<b>0</b>					
	<b>Total</b>	<b>Women Business Enterprises</b>	<b>Male</b>			
<b>Contracts</b>						
Number	<b>0</b>					
Dollar Amount	<b>\$0</b>					
<b>Sub-Contracts</b>						
Number	<b>0</b>					
Dollar Amount	<b>\$0</b>					

(HUD IDIS Table 8 – Minority Business and Women Business Enterprises)

**Table 13 – Minority Owners of Rental Property**

<b>Minority Owners of Rental Property – Indicate the number of HOME assisted rental property owners and the total amount of HOME funds in these rental properties assisted</b>						
	<b>Total</b>	<b>Minority Property Owners</b>				<b>White Non-Hispanic</b>
		<b>Alaskan Native or American Indian</b>	<b>Asian or Pacific Islander</b>	<b>Black Non-Hispanic</b>	<b>Hispanic</b>	
Number	<b>0</b>					
Dollar Amount	<b>\$0</b>					

(HUD IDIS Table 9 – Minority Owners of Rental Property)

**Table 14 – Relocation and Real Property Acquisition**

<b>Relocation and Real Property Acquisition – Indicate the number of persons displaced, the cost of relocation payments, the number of parcels acquired, and the cost of acquisition</b>						
Parcels Acquired				0		0
Businesses Displaced				0		0
Nonprofit Organizations Displaced				1		\$0.00
Households Temporarily Relocated, not Displaced				0		0
<b>Households Displaced</b>	<b>Total</b>	<b>Minority Property Enterprises</b>				<b>White Non-Hispanic</b>
		<b>Alaskan Native or American Indian</b>	<b>Asian or Pacific Islander</b>	<b>Black Non-Hispanic</b>	<b>Hispanic</b>	
Number	0	0	0	0	0	0
Cost	\$0	0	0	0	0	0

(HUD IDIS Table 10 – Relocation and Real Property Acquisition)

## CR-20 - Affordable Housing 91.520(b)

**Evaluation of the jurisdiction's progress in providing affordable housing, including the number and types of families served, the number of extremely low-income, low-income, moderate-income, and middle-income persons served.**

**Table 15 – Number of Households**

	One-Year Goal	Actual
Number of homeless households to be provided affordable housing units	120	103
Number of non-homeless households to be provided affordable housing units	28	33
Number of special- needs households to be provided affordable housing units	0	0
<b>Total</b>	<b>148</b>	<b>136</b>

(HUD IDIS Table 11 – Number of Households)

**Table 16 – Number of Households Supported:**

Number of households supported through:	One-Year Goal	Actual
Rental Assistance	0	0
The Production of New Units	10	8
Rehab of Existing Units	133	128
Acquisition of Existing Units	0	0
<b>Total</b>	<b>143</b>	<b>136</b>

(HUD IDIS Table 12 – Number of Households Supported)

### **Discuss the difference between goals and outcomes and problems encountered in meeting these goals.**

The one year goal numbers listed in the above tables are from the 2015 AP. The goal to provide affordable housing with the MRP included in the 2013 AP was 18 households and is not included in the 2015 AP or these tables. Fifteen MRP units were completed in 2015. The one year goals in the 2015 AP included the Safe Harbor project for 100 units to be rehabilitated and 5 units created. It also included the MHRP for rehabilitation of 20 units. The Safe Harbor Revitalization Project has rehabilitated 48 homeless transitional housing units and 55 homeless permanent housing units and is scheduled for completion of additional units in 2017. The MHRP completed 10 MHRP units in 2015. The AHP completed 8 units. The MRP, MHRP, and AHP are still open projects and should meet or exceed their goals in 2016. The Safe Harbor Revitalization Project is also still an open project and will meet or exceed its goal in 2016 or 2017.

**Discuss how these outcomes will impact future annual action plans.**

The MRP, MHRP, and AHP are still open projects and should meet or exceed their goals in 2016. The Safe Harbor Revitalization Project is also still an open project and will meet or exceed its goal in 2016 or 2017. The MOA has reviewed the goals in the Con Plan and the 2015 AP to determine if revisions are needed. A Substantial Amendment is planned to be made to the 2015 AP.

**Include the number of extremely low-income, low-income, and moderate-income persons served by each activity where information on income by family size is required to determine the eligibility of the activity.**

**Table 17 – Number of Persons Served**

<b>Number of Persons Served</b>	<b>CDBG Actual</b>	<b>HOME Actual</b>
Extremely Low-income	11	0
Low-income	7	3
Moderate-income	11	6
<b>Total</b>	<b>29</b>	<b>9</b>

(HUD IDIS Table 13 – Number of Persons Served)

**Narrative Information**

None of the persons served were served with Program Year 2015 funds. All activities and projects were administered with prior year funding. More information on the programs is in section CR-05.

## **CR-25 - Homeless and Other Special Needs 91.220(d, e); 91.320(d, e); 91.520(c)**

---

### **Evaluate the jurisdiction's progress in meeting its specific objectives for reducing and ending homelessness through:**

#### **Reaching out to homeless persons (especially unsheltered persons) and assessing their individual needs**

See Section CR-05 Goals and Outcomes for specific programs funded with CDBG, HOME and ESG and the action taken to reach out to homeless persons (especially unsheltered persons) and assess their individual needs.

In 2015, DHHS, CSD funded and managed the following projects that reached out to homeless persons and assessed their individual needs.

- Housing First Homeward Bound Program– RurAL CAP
- Safety Center Pathways Program – ACMHS

#### **Addressing the emergency shelter and transitional housing needs of homeless persons**

See Section CR-05 Goals and Outcomes for specific programs funded with CDBG, HOME and ESG and the action taken to address emergency shelter and transitional housing needs of homeless persons.

In 2015, DHHS, CSD funded and managed the following projects that assisted emergency shelter and transitional housing needs of homeless persons.

- Brother Francis Emergency Overflow Shelter – CSS
- Housing First Homeward Bound Program– RurAL CAP
- Safety Center Pathways Program – ACMHS
- Safe Harbor Revitalization Project at Muldoon - RurAL CAP

Other programs supported by DHHS, CSD:

#### *Anchorage Safety Patrol (ASP) and Anchorage Safety Center (ASC)*

The DHHS, PHIP Division manages the contract for the ASP & ASC. ASP van staff takes persons incapacitated by alcohol (in public places) into protective custody and transports them to the ASC located adjacent to the Anchorage Jail Complex. Clients are assessed by an ASP EMT and those with health care issues are taken to hospitals for medical clearance or further assistance.

The Safety Center is always open and staffed (year-round 24 hours per day/7 days per week) to monitor clients during the sobering process. On-site contractor staffing is maintained at 1 staff to-10 client ratio, and includes a State-Certified Emergency Medical Technician.

#### *Anchorage Cold Weather Plan*

The Emergency Cold Weather Plan comes into effect when outside temperatures reach 45 degrees or below. The objective of the plan is to safeguard the lives of vulnerable homeless individuals and families by providing overnight shelter during inclement weather conditions

that pose a threat to those living without adequate shelter, especially those at higher risk of death due to exposure. All applicable MOA and State health and safety codes must remain in effect and be adhered to when the Emergency Cold Weather Plan is activated.

**Helping low-income individuals and families avoid becoming homeless, especially extremely low-income individuals and families and those who are: likely to become homeless after being discharged from publicly funded institutions and systems of care (such as health care facilities, mental health facilities, foster care and other youth facilities, and corrections programs and institutions); and, receiving assistance from public or private agencies that address housing, health, social services, employment, education, or youth needs.**

See Section CR-05 Goals and Outcomes for specific programs funded with ESG and the action taken to provide services for preventing homelessness by individuals, families and youth after being discharged from institutions.

ESG homeless prevention funds may be used to assist very low-income individuals and families at risk of becoming homeless after being released from publicly funded institutions such as health care facilities, foster care or other youth facilities, or corrections institutions or programs.

- Homeless prevention – MOA
- Rapid Re-housing – CSS

**Helping homeless persons (especially chronically homeless individuals and families, families with children, veterans and their families, and unaccompanied youth) make the transition to permanent housing and independent living, including shortening the period of time that individuals and families experience homelessness, facilitating access for homeless individuals and families to affordable housing units, and preventing individuals and families who were recently homeless from becoming homeless again**

See Section CR-05 Goals and Outcomes for specific programs funded with HOME, CDBG and ESG and the action taken to provide services for helping homeless individuals, families and youth transition to permanent housing.

In 2015, DHHS, CSD funded and managed the following projects that helped homeless individuals and families transition to permanent housing.

- Children at Risk Program – ALSC
- Safe Harbor Revitalization Project at Merrill (Sitka Place) and Muldoon- RurAL CAP

Other programs supported by DHHS, CSD staff:

#### *Alaska Domestic Violence Sexual Assault Intervention Program*

The MOA addresses the issue of domestic violence and homelessness by providing Alaska Domestic Violence Sexual Assault Intervention Program (ADVSAIP) monies to Abused Women's Aid in Crisis (shelter and emergency assistance for domestic violence women victims and their families), Standing Together Against Rape (emergency assistance for sexual assault victims), and Victims for Justice (legal advocacy and emergency assistance for interpersonal violence victims). In July through December 2015 ADVSAIP distributed



\$90, 720 in emergency financial assistance to 144 victims throughout Alaska.

*Homeless Prevention and Rapid Re-housing Program*

The MOA recognizes the importance of ending homelessness among households with children, particularly for those households living on the streets or other places not meant for human habitation. This is one of HUD priorities. The MOA has funded CSS and the MOA Homeless Prevention Program to continue using the Homeless Prevention and Rapid Re-housing program funded with ESG.

Other strategies to maintain a goal to reduce the number of homeless families with children include:

- Implementation of the Homeless Prevention and Rapid Re-housing program using ESG monies, to create a safety net for homeless households with children.
- Over the next year, CSS will receive ESG monies to assist homeless families.
- CSS and the ESG Lead Coordinator with Alaska 2-1-1 will work to ensure families are referred appropriately.

Due to the success of the Veterans Affairs Supportive Housing (VASH) voucher program, HUD should consider additional investment in special use vouchers for the homeless population.



## **CR-30 - Public Housing 91.220(h); 91.320(j)**

---

**The following information was provided by Alaska Housing Finance Corporation (AHFC).**

### **Actions taken to address the needs of public housing**

AHFC is the State of Alaska's only Public Housing Authority. In Anchorage, AHFC owns/manages approximately 700 rental units and administers about 2,300 vouchers. In addition to its traditional voucher program, AHFC also offers the following specialty programs:

1. Empowering Choice Housing Program – a partnership with the State of Alaska Council on Domestic Violence and the Alaska Network on Domestic Violence and Sexual Assault. This direct referral program offers 115 vouchers to families displaced by domestic violence in Anchorage's jurisdiction.
2. Moving Home Program – a partnership with the State of Alaska Department of Health and Social services. This direct referral program offers 70 vouchers to persons with a disability in the Anchorage jurisdiction;
3. Tenant-Based Rental Assistance
  - a. Re-Entry – a partnership with the State of Alaska Department of Corrections (DOC). This direct referral program offers 20 coupons to persons under a DOC supervision requirement in the Anchorage jurisdiction.
  - b. Youth – a partnership with the State of Alaska Office of Children's Services. This direct referral program offers 10-15 coupons to youth aging out of foster care in the Anchorage jurisdiction.
4. Veterans Affairs Supportive Housing – a partnership with the Alaska VA Healthcare System. This direct referral program offers 145 vouchers to homeless veterans in the Anchorage jurisdiction.
5. Sponsor-Based Rental Assistance – this partnership with Rural Alaska Community Action Program, Inc., offers the equivalent of 46 project-based vouchers under a Housing First model at Karluk Manor in Anchorage.

AHFC was admitted to the HUD Moving to Work Demonstration program in 2008. This is AHFC's seventh MTW year and all activities must meet one of the three MTW statutory goals:

1. Reduce cost and achieve greater cost effectiveness in federal expenditures;
2. Create incentives for families to work, seek work, or prepare for work; and
3. Increase housing choices for low income families.

During 2015, AHFC continued its focus on activity 2014-1 Reasonable Rent and Family Self-Sufficiency Initiative which divided AHFC's voucher and public housing families into three distinct categories:

- Classic Program – these are families in which all adult household members are either 62 years of age or older or a person with a disability. These families contribute 28.5

percent of gross monthly income toward rent and receive an examination every three years.

- Set Aside Program – these families are participating in direct referral programs (such as those mentioned above). These programs may have time limits or specialized calculation methods.
- Step Program – these are families that have a “work-able” adult in the household. These families are on a “stepped” subsidy schedule.
  - Year 1 – families contribute 28.5 percent of gross monthly income toward rent.
  - Year 2 – families contribute 40 percent of the payment standard/rent toward rent; AHFC pays 60 percent.
  - Year 3 – families contribute 50 percent of the payment standard/rent toward rent; AHFC pays 50 percent.
  - Year 4 – families contribute 60 percent of the payment standard/rent toward rent; AHFC pays 40 percent.
  - Year 5 – families contribute 70 percent of the payment standard/contract rent toward rent; AHFC pays 30 percent.
  - Year 6 – families are responsible for the full rent of their rent.

As AHFC began its 2014-1 activity in 2014, AHFC developed and implemented a statewide Family Self-Sufficiency Program called Jumpstart. Previously, FSS was limited to larger markets such as Anchorage and Southeast Alaska.

1. Jumpstart officially began on November 1, 2015 and is in the process of developing key partnerships with State agencies, services providers, and nonprofits to provide necessary resources to its families on time-limited rental assistance programs.
2. A special training session for AHFC staff was conducted in September 2015 to introduce AHFC’s new family focus and provide staff with tools for coaching and helping families articulate their needs.

AHFC was pleased to complete the development of two additional affordable housing developments, Susitna Square and Ridgeline Terrace, in 2015. Through its subsidiary Alaska Corporation for Affordable Housing, AHFC formed partnerships and leveraged Neighborhood Stabilization funds and tax credits to assist in the construction of these new developments. In addition, AHFC is providing project-based voucher assistance for 81 of the 88 new units.

### **Actions taken to encourage public housing residents to become more involved in management and participate in homeownership**

AHFC promotes resident involvement in Public Housing activities through both a Resident Advisory Board (RAB) and Resident Councils.

The purpose of AHFC’s RAB is to provide advice and comment to AHFC on proposed operations, the annual Moving to Work Plan, proposed construction activities, and other items of interest to AHFC’s public housing and housing choice voucher clients. The RAB is

composed of eleven members from AHFC's Public Housing (PH), Section 8 New Multifamily Housing (S8N), and Housing Choice Voucher (HCV) programs.

AHFC conducted four quarterly meetings with RAB members in 2015. Minutes and comments received during meetings are reported to AHFC's Board of Directors.

AHFC also hosts Resident Councils (RC) at several Public Housing sites. Each RC is formed to encourage resident participation in the management of public housing, as may be found appropriate after consultation with the residents. All residents in each complex that elect to have a RC shall have the opportunities to improve and/or maintain a suitable, safe, and positive living environment through participation in the Council.

AHFC maintains a staff person designated to assist in the formation, development, and educational needs of a RC and offer technical assistance to volunteers. Members are encouraged to conduct regular meetings, discuss resident concerns, and provide feedback to AHFC management on any of a number of issues affecting residents in the apartment communities.

#### Homeownership:

AHFC currently has 41 homeowners receiving assistance for homeownership under a HAP plan. AHFC suspended applications for this program in 2008, when administrative costs exceeded budget authority. The Board of Directors approved the permanent closure on March 9, 2011. Given the difficult financial times forecasted for future funding, AHFC does not currently plan to re-visit this program in its current form. Staff are investigating alternate methods of encouraging this activity. Further development of this activity will be tied to future leasing rates and available funds.

#### **Actions taken to provide assistance to troubled PHAs**

AHFC is a statewide Public Housing Authority and is designated a High Performing Agency by HUD.



## **CR-35 - Other Actions 91.220(j)-(k); 91.320(i)-(j)**

---

**Actions taken to remove or ameliorate the negative effects of public policies that serve as barriers to affordable housing such as land use controls, tax policies affecting land, zoning ordinances, building codes, fees and charges, growth limitations, and policies affecting the return on residential investment.**

The MOA Long Range Planning Section released the draft Anchorage Bowl Land Use Plan Map in December 2015. The GIS team has been working on performing analyses for the map. These analyses help MOA accurately reflect the most up to date population, housing and land use needs projections in the Municipality of Anchorage. The Bowl Land Use Plan Map will account for growth and change through the 2040 planning horizon. MOA will ensure that the map responds to the many insights and issues brought up by stakeholders in over 120 consultations conducted in the fall of 2015.

The MOA current target dates for the release of the Public Review Draft are as follows:  
Late December 2015- Release of Public Review Draft  
January – February 2016– Public Comment Period  
Late March 2016– Release Public Hearing Draft  
May 2016 - Planning and Zoning Commission Public Hearing

The largest barrier to affordable housing is the fact that the population far exceeds the current housing stock in Anchorage. With the limited CDBG and HOME funds, the MOA is not able to make a significant impact. The highest priority goal is to increase the supply of affordable rental housing, especially for the veterans, families, chronic homeless, seniors, and persons with disabilities.

**Actions taken to address obstacles to meeting underserved needs.  
91.220(k); 91.320(j)**

Domestic Violence and Sexual Assault

The MOA addresses the issue of domestic violence and homelessness by providing Alaska Domestic Violence Sexual Assault Intervention Program (ADVSAIP) monies to Abused Women's Aid in Crisis (shelter and emergency assistance for domestic violence women victims and their families), Standing Together Against Rape (emergency assistance for sexual assault victims), and Victims for Justice (legal advocacy and emergency assistance for interpersonal violence victims). In July through December 2015 ADVSAIP distributed \$90,720 in emergency financial assistance to 144 victims throughout Alaska.

Homeless Individual and Families

The MOA recognizes the importance of ending homelessness among households, particularly for those households living on the streets or other places not meant for human habitation. Other activities that MOA has been involved with in 2015 to work towards the goal to reduce the number of homeless individuals and families include:

- Implement the Anchorage Community Plan to Prevent and End Homelessness
- Implementation of the Homeless Prevention and Rapid Re-housing program using ESG funds, to provide a safety net for homeless prevention for individuals and families.
- Anchorage’s Emergency Cold Weather Plan coordinates with churches to shelter homeless families.
- MOA participation at the FY2015 Project Homeless Connect event which serves low-income and homeless individuals and families.
- DHHS staff as ACEH Board member

**Actions taken to reduce lead-based paint hazards.**

**91.220(k); 91.320(j)**

On September 15, 2000, 24 CFR Part 35 – Lead Based Paint Poisoning Prevention in Certain Residential Structures became effective. In 2003, the MOA began implementing Part 35 into its affordable-housing programs. During the 2015 program year, the MOA continued to fully incorporate lead-based paint policies and procedures into its remaining CDBG and HOME housing programs.

Under the Minor Repair Program, the MOA made 11 units lead-safe in 2015.

Lead-based paint in Anchorage’s housing continues to be a rare occurrence, primarily due to Anchorage’s relatively new housing stock. Nevertheless, all CDBG and HOME funded programs dealing with rehabilitation of older homes include funds to address lead-based paint according to Part 35 regulations.

Beginning April 2010, federal law required contractors hired to perform renovation, repair, and paint projects in homes, childcare facilities, and schools built before 1978 that disturb lead-based paint to acquire certification with the Lead Renovation, Repair and Painting Program Final Rule (EPA 40 CFR Part 745) and follow specific work practices to prevent lead contamination. The MOA, its contractors and subrecipients continue to be certified firms with their workers and subcontractors existing as Certified Renovators.

However, looking forward, the Minor Repair Program will conclude at the end of 2016. At this time, the only other housing program that may encounter units built before 1978 is the Mobile Home Repair Program.

**Actions taken to reduce the number of poverty-level families.**

**91.220(k); 91.320(j)**

See Section CR-05 Goals and Outcomes for specific programs funded with HOME, CDBG and ESG and the action taken to reduce the number of poverty-level families.

In 2015, DHHS, CSD funded and managed the following projects that helped poverty-level individuals and families find or stay in housing.

- Children at Risk Program – ALSC
- Safe Harbor Revitalization Project at Merrill (Sitka Place) and Muldoon- RurAL CAP



- Mobile Home Repair Program – RurAL CAP

Other programs supported by DHHS, CSD staff:

*Alaska Domestic Violence Sexual Assault Intervention Program*

The MOA addresses the issue of domestic violence and homelessness by providing Alaska Domestic Violence Sexual Assault Intervention Program (ADVSAIP) monies to Abused Women’s Aid in Crisis (shelter and emergency assistance for domestic violence women victims and their families), Standing Together Against Rape (emergency assistance for sexual assault victims), and Victims for Justice (legal advocacy and emergency assistance for interpersonal violence victims). In July through December 2015 ADVSAIP distributed \$90, 720 in emergency financial assistance to 144 victims throughout Alaska.

*Homeless Prevention and Rapid Re-housing Program*

The MOA recognizes the importance of ending homelessness among households with children, particularly for those households living on the streets or other places not meant for human habitation. The MOA has funded CSS to continue using the Rapid Re-housing program funded with ESG.

**Actions taken to develop institutional structure.**

**91.220(k); 91.320(j)**

The MOA, DHHS, PHIP Division operates and collaborates with partner agencies by administering the following programs:

- CDBG, HOME and ESG grant funded programs
- ADVSAIP
- Emergency Preparedness
- The Anchorage Safety Center and Anchorage Safety Community Patrol
- Anchorage’s Cold Weather Plan coordinates with churches to house homeless families overnight
- Human Services Community Matching Grant

The MOA, DHHS, PHIP Division coordinates with the HAND Commission and the HCOSH, various departments within the State of Alaska, the AHFC, the Anchorage Coalition to End Homelessness, (Anchorage Continuum of Care), Anchorage Women’s Commission, the Anchorage Senior Citizens Advisory Commission, the Anchorage ADA Commission and other social service agencies.

*ADVSAIP*

The ADVSAIP has successfully increased the safety of domestic violence and sexual assault victims by holding offenders accountable through a unique partnership between the DHHS, Municipal Prosecutor’s Office, Anchorage Police Department, Abused Women’s Aid in Crisis (AWAIC), Standing Together Against Rape (STAR) and Victims for Justice (VFJ).

### *Anchorage Safety Patrol (ASP) and Anchorage Safety Center (ASC)*

The PHIP Division manages the contract for the ASP & ASC. ASP van staff takes persons incapacitated by alcohol (in public places) into protective custody and transports them to the ASC located adjacent to the Anchorage Jail Complex. Clients are assessed using basic physiological parameters, and those requiring more health care are taken to hospitals for medical clearance or further assistance.

### *Anchorage Cold Weather Plan*

The Anchorage Emergency Cold Weather Plan comes into effect when outside temperatures reach 45 degrees or below. The objective of the plan is to safeguard the lives of vulnerable homeless families by providing overnight shelter during inclement weather conditions that pose a threat to those living without adequate shelter, especially those at higher risk of death due to exposure. All applicable MOA and State health and safety codes must remain in effect and be adhered to when the Anchorage Cold Weather Plan is activated.

### *Human Services Community Matching Grant*

In FY2015, the MOA received \$856,587 from the State's Department of Health and Social Services to fund agencies serving the homeless and poverty-level persons and families living in the Municipality of Anchorage. The funds were competitively awarded to the Food Bank, Anchorage Neighborhood Health Center, Clare House, Brother Francis Shelter, Beans Café, STAR, AWAIC, Children's Lunchbox, Alzheimer's, ALSC and Cook Inlet Tribal Council.

### **Actions taken to enhance coordination between public and private housing and social service agencies. 91.220(k); 91.320(j)**

See Section CR-05 Goals and Outcomes for specific programs funded with CDBG, HOME and ESG and the action taken to coordinate with public housing and social services agencies.

### **Identify actions taken to overcome the effects of any impediments identified in the jurisdictions analysis of impediments to fair housing choice. 91.520(a)**

The MOA received a final copy of an Analysis of Impediments to Fair Housing Choice (AI Report) dated February 2015 which identifies and provides recommendations to address impediments in the 2015 Action Plan.

***AI Report: #1: The lack of knowledge of the classes of people protected by fair housing laws.***

The MOA was one of the sponsors of the Fair Housing Accessibility Training held in Anchorage on April 29, 2015. The training was also sponsored by and held at Alaska Housing Finance Corporation.

***AI Report: #2: Low awareness of available fair housing enforcement mechanisms, caused at least in part by the lack of fair housing advocacy organizations.***

In October 2014, ALSC won a competitive HUD grant to establish a Fair Housing Program that will allow ALSC to carry out testing and enforcement activities to prevent or eliminate discriminatory housing practices. The ALSC is a private non-profit law firm providing

statewide free civil legal assistance to low-income residents. ALSC fair housing program will work to eliminate illegal housing discrimination and promotes equal access to housing by providing education, outreach, technical assistance, and enforcement opportunities specifically related to federal, state, and local fair housing laws.

***AI Report #3: Financial barriers and lack of accessible housing stock limit housing opportunities for persons with disabilities***

See Section CR-05 Goals and Outcomes for specific programs funded with CDBG, HOME and ESG and the action taken to assist low-income persons with disability with housing.

In 2015, MOA funded the following projects that would assist low-income persons with a disability:

- Minor Repair Program – NWA
- Mobile Home Repair Program- RurAL CAP
- Safe Harbor at Merrill and Muldoon - RurAL CAP

***AI Report #4: Municipal regulations and various administrative policies, procedures and practices.***

The MOA Long Range Planning Section released the draft Anchorage Bowl Land Use Plan Map in December 2015. The GIS team has been working on performing analyses for the map. These analyses help MOA accurately reflect the most up to date population, housing and land use needs projections in the Municipality of Anchorage. The Bowl Land Use Plan Map will account for growth and change through the 2040 planning horizon. MOA will ensure that the map responds to the many insights and issues brought up by stakeholders in over 120 consultations conducted in the fall of 2015.

The MOA current target dates for the release of the Public Review Draft are as follows:

Late December 2015- Release of Public Review Draft

January – February 2016– Public Comment Period

Late March 2016– Release Public Hearing Draft

May 2016 - Planning and Zoning Commission Public Hearing

***AI Report #5: Lack of available affordable housing stock designed to meet the needs of people in one or more protected classes.***

See Section CR-05 Goals and Outcomes for specific programs funded with CDBG, HOME and ESG and the action taken to assist low-income persons with a disability with affordable housing.

In 2015, MOA funded the following projects that would assist low-income persons with a disability:

- Minor Repair Program – NWA
- Mobile Home Repair Program- RurAL CAP
- Safe Harbor at Merrill and Muldoon - RurAL CAP

***AI Report #6: Neighborhood opposition to group housing, increased residential density and rental housing.***

The MOA Long Range Planning Section released 2015 the draft Anchorage Bowl Land Use Plan Map in December. The GIS team has been working on performing analyses for the map. These analyses help MOA accurately reflect the most up to date population, housing and land use needs projections in the Municipality of Anchorage. The Bowl Land Use Plan Map will account for growth and change through the 2040 planning horizon. MOA will ensure that the map responds to the many insights and issues brought up by stakeholders in over 120 consultations conducted in the fall of 2015.

The MOA current target dates for the release of the Public Review Draft are as follows:

Late December 2015- Release of Public Review Draft

January – February 2016– Public Comment Period

Late March 2016– Release Public Hearing Draft

May 2016 - Planning and Zoning Commission Public Hearing

## **CR-40 - Monitoring 91.220 and 91.230**

---

### **Monitor Standards and Procedures**

**Description of the standards and procedures used to monitor activities carried out in furtherance of the plan and used to ensure long-term compliance with requirements of the programs involved, including minority business outreach and the comprehensive planning requirements.**

The majority of programs funded through CDBG, HOME and ESG are administered by outside agencies. In order to ensure program compliance, the MOA utilizes programmatic policies and procedures, subrecipient agreements, and on-going monitoring activities. The MOA monitored CDBG and HOME subrecipients using the following methods:

- Quarterly reports
- Desk reviews
- Copies of the General Ledger expenses for documentation
- Davis Bacon compliance reviews
- CHDO certification/recertification
- Review of Audited Financial Statements, federal, State and Single Audits
- Site inspections

MOA conducts a desk monitoring on a regular basis of all subrecipient agreements. In addition, as projects were underway, staff conducted environmental review initial and follow-up inspections. Also, while undertaking Davis-Bacon on-site interviews, staff monitored and documented progress on the projects, photographing various stages of their construction.

During desk audits, the monitoring team concentrated on rent calculations, tenant income verification, lease provisions, the waitlist, affirmative marketing plans, LEP/ Section 504 policies, application materials, and the general ledger. The monitoring team monitored for compliance with federal program provisions and regulations including, but not limited to, 24 CFR 570, 24 CFR 92, 24 CFR 84, 24 CFR 58 and 2 CFR 200.

During 2015, the MOA conducted on-site and desk monitoring reviews of 400 North Lane Street, 100 Davis Street, Karluk Manor and Safe Harbor Revitalization Project. All monitoring reports are closed except for the Safe Harbor Revitalization Project which is in the process of closing.

### **Citizen Participation Plan 91.105(d); 91.115(d)**

**Description of the efforts to provide citizens with reasonable notice and an opportunity to comment on performance reports.**

The MOA sent out a notice and requests for information and accomplishments to an extensive e-mail list that included the general public, MOA departments, non-profit agencies, for profit agencies, community councils, and the news media. A display ad was placed in the Anchorage Dispatch news paper on February 29, 2016 to advertise the

availability of the Draft CAPER, dates for the comment period, and notice of a Public Hearing on March 4, 2016. The MOA gave a presentation on the 2015 Draft CAPER at the March 4<sup>th</sup> Public Hearing and there were no public comments. No comments were received on the 2015 CAPER.



269723  
#1380948  
\$1316.25

# AFFIDAVIT OF PUBLICATION

STATE OF ALASKA  
THIRD JUDICIAL DISTRICT

Kayla Lavea  
being first duly sworn on oath  
deposes and says that he/she is  
a representative of the  
Alaska Dispatch News, a  
daily newspaper. That said  
newspaper has been approved  
by the Third Judicial Court,  
Anchorage, Alaska, and it now  
and has been published in the  
English language continually as a  
daily newspaper in Anchorage,  
Alaska, and it is now and during  
all said time was printed in an  
office maintained at the aforesaid  
place of publication of said  
newspaper. That the annexed is  
a copy of an advertisement as it  
was published in regular issues  
(and not in supplemental form)  
of said newspaper on

February 29, 2016

and that such newspaper was  
regularly distributed to its  
subscribers during all of said  
period. That the full amount of  
the fee charged for the foregoing  
publication is not in excess of  
the rate charged private individuals


Signed *Kayla Lavea*

Subscribed and sworn to before  
me this 1 day of March, 2016

*Britney Thompson*


Notary Public in and for  
The State of Alaska.  
Third Division  
Anchorage, Alaska  
MY COMMISSION EXPIRES  
2/23/2019

Notary Public  
BRITNEY L. THOMPSON  
State of Alaska  
My Commission Expires Feb 23, 2019



## PUBLIC NOTICE

### Municipality of Anchorage



#### 2015 Consolidated Annual Performance and Evaluation Report (CAPER)

#### Notice of Public Hearing and the 15 Day Public Comment Period

The Municipality of Anchorage (MOA) announces that the Housing and Community Development CAPER is available for review and public comment starting today, February 29, 2016. Call 343-4822 to request a copy of the CAPER from the Department of Health and Human Services (DHHS), 825 L Street, Room 506. The CAPER is posted on the DHHS web page at: <http://www.muni.org/Departments/health/PHIP/CSD/Pages/Default.aspx>


The CAPER is about housing and community development activities and accomplishments from January 1, 2015 through December 31, 2015 with a focus on activities funded by the U.S. Department of Housing and Urban Development (HUD) through the Community Development Block Grant (CDBG), HOME Investment Partnerships Program (HOME), and Emergency Solutions Grant (ESG) programs.

A presentation on the contents of the report and the public hearing will be held on **March 4, 2016** at DHHS, 825 L Street, Room 423, beginning at 4:00 PM. The public is invited to attend and provide comments in person during the meeting.


Public comments received no later than 10:00 AM, **March 16, 2016** will be accepted by fax, email, mail or hand delivered to the following location:

**Mail:** Municipality of Anchorage  
Department of Health and Human Services  
Public Health Initiatives and Partnerships Division  
Community Safety and Development  
James H. Boehm, Senior Neighborhood Planner  
PO Box 196650  
Anchorage, AK 99519-6650

**Fax:** 249-7858  
**Email:** [Boehm.JH@muni.org](mailto:Boehm.JH@muni.org)  
**Hand Delivery:** 825 L Street, Room 506



Individuals with disabilities who need auxiliary aids, services, or reasonable accommodations or modifications to participate should contact Pat Monday by telephone at 343-4822, fax at 249-7715 or e-mail [Monday-PC@muni.org](mailto:Monday-PC@muni.org) at least two days before the meeting.







## **CR-45 - CDBG 91.520(c)**

---

**Specify the nature of, and reasons for, any changes in the jurisdiction's program objectives and indications of how the jurisdiction would change its programs as a result of its experiences.**

The MOA is currently following the 2013 -2017 Con Plan and does not plan to make any amendments to the plan except to add Tenant Based Rental Assistance and Public Facilities as additional goals.

<b>Does this jurisdiction have any open Brownfields Economic Development Initiative (BEDI) grants?</b>	No.
--	-----



## **CR-50 - HOME 91.520(d)**

---

### **Include the results of on-site inspections of affordable rental housing assisted under the program to determine compliance with housing codes and other applicable regulations**

Please list those projects that should have been inspected on-site this program year based upon the schedule in §92.504(d). Indicate which of these were inspected and a summary of issues that were detected during the inspection. For those that were not inspected, please indicate the reason and how you will remedy the situation.

During 2015, the MOA conducted on-site and desk monitoring reviews of all the projects that were scheduled for inspection. The properties inspected included: 400 North Lane Street, 100 Davis Street, Karluk Manor and Safe Harbor Revitalization Project.

The property at 400 North Lane had 2 instances of non-compliance in 2 units. There was no GFCI outlet in the kitchen, lack of operable smoke detector in a bedroom, missing bulb and cover in the kitchen overhead light, and the overhead light in a bathroom was inoperable. The issues were all corrected.

The properties at 100 Davis Street and Karluk Manor had no issues.

The Safe Harbor Revitalization Project had issues with procurement, Davis Bacon, and relocation. Safe Harbor Revitalization Project had compliance findings with Davis Bacon labor standards, procurement standards and Uniform Relocation Act regulations. These have been resolved except for Uniform Relocation.

### **Provide an assessment of the jurisdiction's affirmative marketing actions for HOME units. 92.351(b)**

In administering the HUD entitlements, subrecipients and CHDO's are required either in their contracts or policies and procedures to administer their projects or programs in accordance with HUD's Affirmative Marketing requirements and shall establish an Affirmative Marketing Plan utilizing HUD form-935.2. The Affirmative Marketing Plan shall detail the methods for informing the public of the availability of the programs and projects, including the proposed types of commercial media and community contacts to be used. Methods of informing the public should include those that are likely to inform and solicit applications from persons in the service area who are not likely to apply for the assistance without special outreach (e.g., use of community organizations, places of worship, employment centers, fair housing groups, or counseling agencies).

**Refer to IDIS reports to describe the amount and use of program income for projects, including the number of projects and owner and tenant characteristics.**

CDBG program income of \$77,996.55 will be used in PY 2016 against existing CDBG projects and activities in progress. HOME program income and recaptured income of \$365,745.35 is to be used in PY 2016 to fund existing HOME projects. To date there has been no reimbursement requests since all projects are in progress.

**Describe other actions taken to foster and maintain affordable housing.**  
**91.220(k)**

In an effort to preserve the affordability of rental housing, the MOA has programmed HOME and CDBG funding in the 2014 and 2015 APs and is planning to add additional HOME funding in the 2016 AP. With the 2016 AP the total of HOME funding will be \$2,448,715 and \$1,991,334 of CDBG funding for a total \$4,440,049 for the CHDO Rental Development - Safe Harbor Revitalization Project. It is anticipated to program \$202,934 of the 2016 HOME funding for another CHDO rental development project for homeless veterans and families.

## CR-60 - ESG 91.520(g) (ESG Recipients only)

---

### ESG Supplement to the CAPER in *e-snaps* For Paperwork Reduction Act

#### **Recipient Information—All Recipients Complete**

##### **Basic Grant Information**

<b>Recipient Name</b>	ANCHORAGE
<b>Organizational DUNS Number</b>	076667013
<b>EIN/TIN Number</b>	920059987
<b>Identify the Field Office</b>	ANCHORAGE
<b>Identify CoC(s) in which the recipient or subrecipient(s) will provide ESG assistance</b>	Municipality of Anchorage
<b>City and State</b>	Anchorage, Alaska
<b>Banking Flag</b>	
<b>Block Access Flag</b>	
<b>Entitlement Flag</b>	Yes
<b>Organization Type</b>	Local Government

##### **ESG Contact Name**

<b>Prefix</b>	Ms.
<b>First Name</b>	Nancy
<b>Middle Name</b>	V.
<b>Last Name</b>	Anderson
<b>Suffix</b>	
<b>Title</b>	CSD Program Manager

##### **ESG Contact Address**

<b>Street Address 1</b>	825 L Street, #506
<b>Street Address 2</b>	
<b>City</b>	Anchorage,
<b>State</b>	AK
<b>ZIP Code</b>	99501
<b>Phone Number</b>	907-343-4876
<b>Fax Number</b>	
<b>Email Address</b>	<a href="mailto:AndersonNV@muni.org">AndersonNV@muni.org</a>

##### **ESG Secondary Contact**

<b>Prefix</b>	Mrs.
<b>First Name</b>	Gina
<b>Last Name</b>	Riggs-Kaiser
<b>Suffix</b>	
<b>Title</b>	Grants Manager
<b>Phone Number</b>	907-343-4828
<b>Email Address</b>	<a href="mailto:Riggs-KaiserG@muni.org">Riggs-KaiserG@muni.org</a>

**Reporting Period—All Recipients Complete**

<b>Program Year Start Date</b>	01/01/2015
<b>Program Year End Date</b>	12/31/2015

**Subrecipient Information**

**3a. Subrecipient Form – Complete one form for each subrecipient**

<b>Subrecipient or Contractor Name</b>	Catholic Social Services, Inc.
<b>City</b>	Anchorage
<b>State</b>	Alaska
<b>Zip Code</b>	99508
<b>DUNS Number</b>	
<b>Is subrecipient a victim services provider</b>	No
<b>Subrecipient Organization Type</b>	Non Profit
<b>ESG Subgrant or Contract Award Amount</b>	\$63,084

## CR-65 - Persons Assisted (ESG)

---

### Persons Served

#### Complete for Homelessness Prevention Activities

**Table 18 – Household Information for Homeless Prevention Activities**

<b>Number of Persons in Households</b>	<b>Total</b>
Adults	132
Children	0
Don't Know/Refused/Other	0
Missing Information	0
<b>Total</b>	<b>132</b>

(HUD IDIS Table 1 – Household Information for Homeless Prevention Activities)

#### Complete for Rapid Re-Housing Activities

**Table 19 – Household Information for Rapid Re-Housing Activities**

<b>Number of Persons in Households</b>	<b>Total</b>
Adults	19
Children	23
Don't Know/Refused/Other	0
Missing Information	0
<b>Total</b>	<b>42</b>

(HUD IDIS Table 2 – Household Information for Rapid Re-Housing Activities)

#### Complete for Shelter

**Table 20 – Shelter Information**

<b>Number of Persons in Households</b>	<b>Total</b>
Adults	3,077
Children	353
Don't Know/Refused/Other	0
Missing Information	0
<b>Total</b>	<b>3,430</b>

(HUD IDIS Table 3 – Shelter Information)

## Street Outreach

**Table 21 – Household Information for Street Outreach**

<b>Number of Persons in Households</b>	<b>Total</b>
Adults	0
Children	376
Don't Know/Refused/Other	0
Missing Information	0
<b>Total</b>	<b>376</b>

(HUD IDIS Table 18 – Household Information for Street Outreach)

## Totals for all Persons Served with ESG

**Table 22 – Household Information for Persons Served with ESG**

<b>Number of Persons in Households</b>	<b>Total</b>
Adults	3,228
Children	376
Don't Know/Refused/Other	0
Missing Information	0
<b>Total</b>	<b>3,604</b>

(HUD IDIS Table 4 – Household Information for Persons Served with ESG)

## Gender—Complete for All Activities

**Table 23 – Gender Information**

	<b>Total</b>
Male	2,199
Female	1,289
Transgender	0
Don't Know/Refused/Other	0
Missing Information	116
<b>Total</b>	<b>3,604</b>

(HUD IDIS Table 5 – Gender Information)



## Age—Complete for All Activities

**Table 24 – Age Information**

	Total
Under 18	587
18-24	
25 and over	2,935
Don't Know/Refused/Other	82
Missing Information	0
<b>Total</b>	<b>3,604</b>

(HUD IDIS Table 6 – Age Information)

## Special Populations Served

**Table 25 – Special Population Served - Complete for All Activities**

Subpopulation	Total Persons Served – Prevention	Total Persons Served – RRH	Total Persons Served in Emergency Shelters	Total
Veterans	8	0	631	639
Victims of Domestic Violence	15	0	1,017	1,032
Elderly	0	0	141	141
HIV/AIDS	0	0	0	0
Chronically Homeless		0	249	274
<b>Persons with Disabilities:</b>				
Severely Mentally Ill	12	0	585	597
Chronic Substance Abuse	0	0	882	882
Other Disability	1	0	411	412
Total (unduplicated if possible)	61	0	3,916*	3,977

(HUD IDIS Table 7 – Special Population Served)

**\*Note: It is difficult to obtain reliable names from the persons served at the Emergency Shelters which make it complex to acquire unduplicated numbers.**



## CR-70 – ESG 91.520(g) - Assistance Provided and Outcomes

---

### Shelter Utilization

**Table 26 – Shelter Capacity**

Number of New Units – Rehabbed	0
Number of New Units – Conversion	0
Total Number of bed - nights available	220,095
Total Number of bed - nights provided	282,875
Capacity Utilization	128%

(HUD IDIS Table 8 – Shelter Capacity)

### Project Outcomes

#### **Project Outcomes Data measured under the performance standards developed in consultation with the CoC(s)**

CoC policy priorities for 2015 were:

- Strategic Resource Allocation
- Ending Chronic Homelessness
- Ending Family Homelessness
- Removing Barriers to Continuum of Care Resources
- Maximizing the Use of Mainstream Resources
- Building Partnerships
- Other Priority Populations

The CoC worked with the CoC project applicants on performance, goals established, intake assessments and timeliness standards. Consumers needing help, navigate public assistance, food stamps, and local community programs or by calling United Way’s 2-1-1 resource center. The prefix 2-1-1 is an easy number to remember that helps people cut through what can be a confusing and overwhelming maze of information and resources. It helps them assess their needs and links them directly to the resources that will help within the community. There are a wide variety of vital resources such as emergency food and shelter, disability services, counseling, senior services, healthcare, child care, drug and alcohol programs, legal assistance, transportation needs, and much more.



## CR-75 – ESG Expenditures

### Expenditures

#### ESG Expenditures for Homelessness Prevention

**Table 27 – ESG Expenditures for Homelessness Prevention**

	Dollar Amount of Expenditures in Program Year		
	FY 2013	FY 2014	FY 2015
Expenditures for Rental Assistance	\$21,022	\$35,467	\$97,344
Expenditures for Housing Relocation and Stabilization Services - Financial Assistance	\$0	\$0	\$0
Expenditures for Housing Relocation & Stabilization Services - Services	\$0	\$0	\$0
Expenditures for Homeless Assistance under Emergency Shelter Grants Program	\$0	\$0	\$0
<b>Subtotal Homeless Prevention</b>	\$21,022	\$35,467	\$97,344

(HUD IDIS Table 9 – ESG Expenditures for Homelessness Prevention)

#### ESG Expenditures for Rapid Re-Housing

**Table 28 – ESG Expenditures for Rapid Re-Housing**

	Dollar Amount of Expenditures in Program Year		
	FY 2013	FY 2014	FY 2015
Expenditures for Rental Assistance	\$25,952	\$42,132	\$64,605
Expenditures for Housing Relocation and Stabilization Services - Financial Assistance	\$0	\$0	\$0
Expenditures for Housing Relocation & Stabilization Services - Services	\$0	\$0	\$0
Expenditures for Homeless Assistance under Emergency Shelter Grants Program	\$0	\$0	\$0
<b>Subtotal Rapid Re-Housing</b>	\$25,952	\$42,132	\$64,605

(HUD IDIS Table 10 – ESG Expenditures for Rapid Re-Housing)

**ESG Expenditures for Emergency Shelter**

**Table 29 – ESG Expenditures for Emergency Shelter**

	<b>Dollar Amount of Expenditures in Program Year</b>		
	<b>FY 2013</b>	<b>FY 2014</b>	<b>FY 2015</b>
Essential Services	\$0	\$0	\$0
Operations	\$18,799	\$30,000	\$26,232
Renovation	\$0	\$0	\$0
Major Rehab	\$0	\$0	\$0
Conversion	\$0	\$0	\$0
<b>Subtotal</b>	<b>\$18,799</b>	<b>\$30,000</b>	<b>\$26,232</b>

(HUD IDIS Table11 – ESG Expenditures for Emergency Shelter)

**Other Grant Expenditures**

**Table 30 – Other Grant Expenditures**

	<b>Dollar Amount of Expenditures in Program Year</b>		
	<b>FY 2013</b>	<b>FY 2014</b>	<b>FY 2015</b>
Street Outreach	\$0	\$0	\$0
HMIS	\$0	\$0	\$0
Administration	\$7,127	\$8,780	\$19,762

(HUD IDIS Table12 - Other Grant Expenditures)

**Total ESG Grant Funds**

**Table 31 – Total ESG Funds Expended**

<b>Total ESG Funds Expended</b>	<b>FY 2013</b>	<b>FY 2014</b>	<b>FY 2015</b>
	\$72,900	\$116,379	\$207,943

(HUD IDIS Table13 - Total ESG Funds Expended)

**Match Source**

**Table 32 – Other Funds Expended on Eligible ESG Activities**

	<b>FY 2013</b>	<b>FY 2014</b>	<b>FY 2015</b>
Other Non-ESG HUD Funds	\$25,952	\$42,132	\$133,467
Other Federal Funds	\$0	\$0	\$0
State Government	\$0	\$0	\$0
Local Government-Labor Cost	\$28,149	\$14,174	\$75,607
Private Funds-E.S.-Operations Match	\$18,799	\$30,000	\$79,484
Other-Chugach Electric	\$0	\$30,073	\$35,134
Other-Anchorage Water and Wastewater Utility (AWWU)			\$6,704
Fees	\$0	\$0	\$0
Program Income	\$0	\$0	\$0
<b>Total Match Amount</b>	<b>\$72,900</b>	<b>\$116,379</b>	<b>\$330,396</b>

(HUD IDIS Table14 - Other Funds Expended on Eligible ESG Activities)

**Total**

**Table 33 – Total Amount of Funds Expended on ESG Activities**

<b>Total Amount of Funds Expended on ESG Activities</b>	<b>FY 2013</b>	<b>FY 2014</b>	<b>FY 2015</b>
	\$145,800	\$232,758	\$538,339

(HUD IDIS Table15 - Total Amount of Funds Expended on ESG Activities)





## **Appendix 1 – Acronyms**

---

## Acronyms

ACA – Affordable Care Act  
ACAH – Alaska Corporation for Affordable Housing  
ACE – Academy for Citizenship and English  
ACLT – Anchorage Community Land Trust  
ACMHS – Anchorage Community Mental Health Services, Inc.  
ACS – Alaska Court System  
ADA - Americans with Disabilities Act  
ADOC – Alaska Department of Corrections  
ADPH – Alaska Department of Public Health  
ADVSAIP - Alaska Domestic Violence Sexual Assault Intervention Program  
ADRC – Aging and Disability Resource Center  
AERC – Anchorage Equal Rights Commission  
AHAR – Annual Homeless Assessment Report  
AHFC – Alaska Housing Finance Corporation  
AI – Analysis of Impediments to Fair Housing Choice  
AIDS – Acquired Immune Deficiency Syndrome  
AKHMIS – Alaska Homeless Management Information System  
ALP – Alaska Literacy Program  
ALSC – Alaska Legal Services Corporation  
APD – Anchorage Police Department  
AMHTA – Alaska Mental Health Trust Authority  
AnCHOR – Anchorage Communities Homeownership Resources  
API – Alaska Psychiatric Institute  
ASC – Anchorage Safety Center  
ASCHR – Alaska State Commission for Human Rights  
ASP – Anchorage Safety Patrol  
AWAIC – Abused Women’s Aid In Crisis, Inc.  
AWWU – Anchorage Water and Wastewater Utility  
AYA – Alaska Youth Advocates  
BEDI – Brownfields Economic Development Initiative  
BFS – Brother Francis Shelter  
CAPER – Consolidated Annual Performance and Evaluation Report

CDBG – Community Development Block Grant  
CDC – Child Development Center  
CDCP – Centers for Disease Control and Prevention  
CDFI - Fund Core and NACA (U. S. Treasury)  
CFR – Code of Federal Regulations  
CHA – Covenant House Alaska  
CIHA – Cook Inlet Housing Authority  
CIP – Capital Improvement Project  
CITC – Cook Inlet Tribal Council  
CHDO – Community Housing and Development Organization  
CoC – Continuum of Care  
C of O – Certificate of Occupancy  
CSD – Community Safety and Development  
CSS – Catholic Social Services  
DBA – Doing Business As  
DHHS – Department of Health and Human Services  
DPC – Disease Prevention and Control  
EPA – Environmental Protection Agency  
ESG – Emergency Shelter Grant and Emergency Solutions Grant  
ESL – English as a second language  
Four A’s – Alaskan AIDS Assistance Association  
FSS – Family Self-Sufficiency  
FTE – Full-Time Employee  
GOAL – Greater Opportunities for Affordable Living  
HAND – Housing and Neighborhood Development Commission  
HARP – Housing Acquisition and Rehabilitation Program  
HCOSH – HAND Commission Oversight Committee on Homelessness  
HCV – Housing Choice Voucher  
HFHA – Habitat for Humanity Anchorage  
HIC – Housing Inventory Chart  
HIM – Health Information Management  
HIV – Human Immunodeficiency Virus  
HOME – Home Investment Partnerships Program

HPRP – Homeless Prevention and Rapid Re-housing  
HUD – Department of Housing and Urban Development  
ICBO – International Conference of Building Officials  
ICDBG – Indian Community Development Block Grant  
IDIS – Integrated Disbursement Information System (HUD's Financial Mgt. System)  
IGC's – Intragovernmental Chargeback System  
LIHTC – Low-Income Housing Tax Credit  
MAJIC – Multi-Agency Justice Integration Consortium  
MHRP – Mobile Home Repair Program  
MOA – Municipality of Anchorage  
MPO – Municipal Prosecutor's Office  
MRP – Minor Repair Program  
MTW – Moving to Work  
NAACP – National Association for the Advancement of Colored People  
NAHASDA – Native American Housing Assistance Self-Determination Act  
NDC – National Development Council  
NWA – NeighborWorks® Anchorage  
OCS – Office of Children's Services  
OMB – U.S. Office of Management and Budget  
PBV – Project based voucher  
PH – Public Housing  
PHC – Project Homeless Connect  
PIT – Point-in-Time  
RED – Real Estate Department  
RC – Resident Council  
RHA – Regional Housing Authority  
RHC – Reproductive Health Clinic  
R. I. P. – Rust in Peace  
RurAL CAP – Rural Alaska Community Action Program, Inc.  
RAIS – Refugee Assistance & Immigration Services  
RFGP – Request for Grant Proposal  
RFP – Request for Proposal  
SMI – Seriously Mentally Ill

SSI – Supplemental Security Income

STAR – Standing Together Against Rape

TAHLC – The Anchorage Health Literacy Collaborative

TBRA – Tenant Based Rental Assistance

UAA – University of Alaska, Anchorage

USCIS – United States Citizenship and Immigration Services

VA – Veterans Administration

# Appendix 2 – PR 03 CDBG Activity



U.S. Department of Housing and Urban Development  
 Office of Community Planning and Development  
 Integrated Disbursement and Information System  
 CDBG Activity Summary Report (GPR) for Program Year 2015  
 ANCHORAGE

Date: 23-Feb-2016  
 Time: 14:31  
 Page: 1

**PGM Year:** 1994  
**Project:** 0002 - CONVERTED CDBG ACTIVITIES  
**IDIS Activity:** 2 - CDBG COMMITTED FUNDS ADJUSTMENT

Status: Open 7/6/2000 12:00:00 AM  
 Location: ,  
 Objective:  
 Outcome:  
 Matrix Code: Public Facilities and Improvement  
 National Objective:

**Initial Funding Date:** 01/01/0001

**Description:**

**Financing**

	Fund Type	Grant Year	Grant	Funded Amount	Drawn In Program Year	Drawn Thru Program Year
CDBG	EN	Pre-2015		\$9,756,338.84	\$0.00	\$0.00
		1989	B89MC020001		\$0.00	\$1,619,000.00
		1990	B90MC020001		\$0.00	\$1,494,000.00
		1991	B91MC020001		\$0.00	\$1,669,000.00
		1992	B92MC020001		\$0.00	\$1,776,000.00
		1993	B93MC020001		\$0.00	\$2,098,000.00
		1994	B94MC020001		\$0.00	\$1,100,338.84
<b>Total</b>	<b>Total</b>			<b>\$9,756,338.84</b>	<b>\$0.00</b>	<b>\$9,756,338.84</b>

**Proposed Accomplishments**

**Actual Accomplishments**

Number assisted:	Owner		Renter		Total		Person	
	Total	Hispanic	Total	Hispanic	Total	Hispanic	Total	Hispanic
White:					0	0		
Black/African American:					0	0		
Asian:					0	0		
American Indian/Alaskan Native:					0	0		
Native Hawaiian/Other Pacific Islander:					0	0		
American Indian/Alaskan Native & White:					0	0		
Asian White:					0	0		
Black/African American & White:					0	0		
American Indian/Alaskan Native & Black/African American:					0	0		
Other multi-racial:					0	0		
Asian/Pacific Islander:					0	0		
Hispanic:					0	0		
<b>Total:</b>	<b>0</b>	<b>0</b>	<b>0</b>	<b>0</b>	<b>0</b>	<b>0</b>	<b>0</b>	<b>0</b>

Female-headed Households: 0

Income Category:

	Owner	Renter	Total	Person
Extremely Low			0	
Low Mod			0	
Moderate			0	
Non Low Moderate			0	
Total	0	0	0	0
Percent Low/Mod				

**Annual Accomplishments**

No data returned for this view. This might be because the applied filter excludes all data.



U.S. Department of Housing and Urban Development  
 Office of Community Planning and Development  
 Integrated Disbursement and Information System  
 CDBG Activity Summary Report (GPR) for Program Year 2015  
 ANCHORAGE

Date: 23-Feb-2016  
 Time: 14:31  
 Page: 1

**PGM Year:** 2008  
**Project:** 0018 - CDBG ADMIN 2008  
**IDIS Activity:** 933 - CDBG ADMIN 2008

**Status:** Completed 6/11/2015 3:38:51 PM **Objective:**  
**Location:** 557 E Fireweed Ln Ste D ANCHORAGE, AK 99503 **Outcome:**  
**Matrix Code:** General Program Administration (21A) **National Objective:**

**Initial Funding Date:** 09/03/2008

**Description:**  
 CDBG ADMIN 2008 (20% OF ENTITLEMENT) \$10,000 OF PI INCLUDED IN PEOPLESOF NOT INCLUDED IN IDIS

**Financing**

	Fund Type	Grant Year	Grant	Funded Amount	Drawn In Program Year	Drawn Thru Program Year
CDBG	EN	Pre-2015		\$373,917.60	\$0.00	\$0.00
		2005	B05MC020001		\$0.00	\$3.00
		2006	B06MC020001		\$0.00	\$55,823.11
		2007	B07MC020001		\$0.00	\$44,719.86
		2008	B08MC020001		\$0.00	\$230,328.57
		2009	B09MC020001		\$0.00	\$43,043.06
	PI	Pre-2015		\$9,372.40	\$0.00	\$0.00
		2012	B12MC020001		\$0.00	\$2,870.35
		2014	B14MC020001		\$0.00	\$6,502.05
		<b>Total</b>	<b>Total</b>		<b>\$383,290.00</b>	<b>\$0.00</b>

**Proposed Accomplishments**

**Actual Accomplishments**

Number assisted:	Owner		Renter		Total		Person	
	Total	Hispanic	Total	Hispanic	Total	Hispanic	Total	Hispanic
White:					0	0		
Black/African American:					0	0		
Asian:					0	0		
American Indian/Alaskan Native:					0	0		
Native Hawaiian/Other Pacific Islander:					0	0		
American Indian/Alaskan Native & White:					0	0		
Asian White:					0	0		
Black/African American & White:					0	0		
American Indian/Alaskan Native & Black/African American:					0	0		
Other multi-racial:					0	0		
Asian/Pacific Islander:					0	0		
Hispanic:					0	0		
<b>Total:</b>	<b>0</b>	<b>0</b>	<b>0</b>	<b>0</b>	<b>0</b>	<b>0</b>	<b>0</b>	<b>0</b>
Female-headed Households:					0			

*Income Category:*

	Owner	Renter	Total	Person
Extremely Low			0	
Low Mod			0	
Moderate			0	
Non Low Moderate			0	
<b>Total</b>	<b>0</b>	<b>0</b>	<b>0</b>	<b>0</b>
Percent Low/Mod				

**Annual Accomplishments**

No data returned for this view. This might be because the applied filter excludes all data.



U.S. Department of Housing and Urban Development  
 Office of Community Planning and Development  
 Integrated Disbursement and Information System  
 CDBG Activity Summary Report (GPR) for Program Year 2015  
 ANCHORAGE

Date: 23-Feb-2016  
 Time: 14:31  
 Page: 1

**PGM Year:** 2008  
**Project:** 0021 - CAP-08-CHA-1 COVENANT HOUSE ALASKA  
**IDIS Activity:** 946 - CAP-08-CHA-1 COVENANT HOUSE ALASKA

**Status:** Completed 4/23/2015 12:00:00 AM  
**Location:** 731 A St Anchorage, AK 99501-3625  
**Objective:** Create suitable living environments  
**Outcome:** Availability/accessibility  
**Matrix Code:** Acquisition of Real Property (01) **National Objective:** LMC

**Initial Funding Date:** 10/24/2008  
**Description:**  
 ACQUISITION OF PROPERTY FOR A NEW CRISIS CENTER

**Financing**

	Fund Type	Grant Year	Grant	Funded Amount	Drawn In Program Year	Drawn Thru Program Year
CDBG	EN	Pre-2015		\$857,500.00	\$0.00	\$0.00
		2007	B07MC020001		\$0.00	\$886,000.00
		2012	B12MC020001		\$0.00	\$171,500.00
	PI	Pre-2015		\$17,500.00	\$0.00	\$0.00
		2014	B14MC020001		\$17,500.00	\$17,500.00
		<b>Total</b>	<b>Total</b>		<b>\$875,000.00</b>	<b>\$17,500.00</b>

**Proposed Accomplishments**

Public Facilities: 1

**Actual Accomplishments**

Number assisted:

	Owner		Renter		Total		Person	
	Total	Hispanic	Total	Hispanic	Total	Hispanic	Total	Hispanic
White:	0	0	0	0	0	0	0	0
Black/African American:	0	0	0	0	0	0	0	0
Asian:	0	0	0	0	0	0	0	0
American Indian/Alaskan Native:	0	0	0	0	0	0	0	0
Native Hawaiian/Other Pacific Islander:	0	0	0	0	0	0	0	0
American Indian/Alaskan Native & White:	0	0	0	0	0	0	0	0
Asian White:	0	0	0	0	0	0	0	0
Black/African American & White:	0	0	0	0	0	0	0	0
American Indian/Alaskan Native & Black/African American:	0	0	0	0	0	0	0	0
Other multi-racial:	0	0	0	0	0	0	511	0
Asian/Pacific Islander:	0	0	0	0	0	0	0	0
Hispanic:	0	0	0	0	0	0	0	0
<b>Total:</b>	<b>0</b>	<b>0</b>	<b>0</b>	<b>0</b>	<b>0</b>	<b>0</b>	<b>511</b>	<b>0</b>

Female-headed Households:

0	0	0
---	---	---

Income Category:

	Owner	Renter	Total	Person
Extremely Low	0	0	0	0
Low Mod	0	0	0	511
Moderate	0	0	0	0
Non Low Moderate	0	0	0	0
Total	0	0	0	511
Percent Low/Mod				100.0%

**Annual Accomplishments**

Years	Accomplishment Narrative	# Benefiting
2008	LAND ACQUISITION FOR NEW FACILITY PURCHASED ON OCTOBER 23RD. FACILITY EXPECTED TO BE COMPLETED IN 2010. WORKING	





U.S. Department of Housing and Urban Development  
 Office of Community Planning and Development  
 Integrated Disbursement and Information System  
 CDBG Activity Summary Report (GPR) for Program Year 2015  
 ANCHORAGE

Date: 23-Feb-2016  
 Time: 14:31  
 Page: 1

**PGM Year:** 2009  
**Project:** 0003 - AFFORDABLE HOUSING PROGRAM  
**IDIS Activity:** 967 - AFFORDABLE HOUSING PROGRAM

Status: Open Objective: Provide decent affordable housing  
 Location: 388 Oklahoma St Anchorage, AK 99504-1344 Outcome: Affordability  
 Matrix Code: Acquisition of Real Property (01) National Objective: LMH

**Initial Funding Date:** 03/26/2009

**Description:**  
 THE AFFORDABLE HOUSING PROGRAM PROVIDES CDBG FUNDS FOR THE ACQUISITION OF PROPERTIES FOR HABITAT FOR HUMANITY ANCHORAGE. When the units are

**Financing**

	Fund Type	Grant Year	Grant	Funded Amount	Drawn In Program Year		Drawn Thru Program Year	
					Total	Hispanic	Total	Hispanic
CDBG	EN	Pre-2015		\$399,998.13		\$0.00		\$0.00
		2008	B08MC020001			\$0.00		\$6,976.13
		2009	B09MC020001			\$0.00		\$393,022.00
<b>Total</b>	<b>Total</b>			<b>\$399,998.13</b>		<b>\$0.00</b>		<b>\$399,998.13</b>

**Proposed Accomplishments**

Housing Units: 7

**Actual Accomplishments**

Number assisted:

	Owner		Renter		Total		Person	
	Total	Hispanic	Total	Hispanic	Total	Hispanic	Total	Hispanic
White:	0	0	0	0	0	0	0	0
Black/African American:	0	0	0	0	0	0	0	0
Asian:	0	0	0	0	0	0	0	0
American Indian/Alaskan Native:	0	0	0	0	0	0	0	0
Native Hawaiian/Other Pacific Islander:	0	0	0	0	0	0	0	0
American Indian/Alaskan Native & White:	0	0	0	0	0	0	0	0
Asian White:	0	0	0	0	0	0	0	0
Black/African American & White:	0	0	0	0	0	0	0	0
American Indian/Alaskan Native & Black/African American:	0	0	0	0	0	0	0	0
Other multi-racial:	0	0	0	0	0	0	0	0
Asian/Pacific Islander:	0	0	0	0	0	0	0	0
Hispanic:	0	0	0	0	0	0	0	0
<b>Total:</b>	<b>0</b>	<b>0</b>	<b>0</b>	<b>0</b>	<b>0</b>	<b>0</b>	<b>0</b>	<b>0</b>

Female-headed Households: 0

Income Category:

	Owner	Renter	Total	Person
Extremely Low	0	0	0	0
Low Mod	0	0	0	0
Moderate	0	0	0	0
Non Low Moderate	0	0	0	0
Total	0	0	0	0
Percent Low/Mod				

**Annual Accomplishments**

Years	Accomplishment Narrative	# Benefiting
2009	THE FIRST PROJECT WILL BE THE REPURCHASE OF A PROJECT IN EXERCISE OF HABITAT'S RIGHT OF FIRST REFUSAL. THE PROPERTY	
2010	Habitat Purchased 388 Oklahoma Street and 7231 East 4th Avenue, contiguous properties, for \$506,857.13 including closing and additional costs -	



U.S. Department of Housing and Urban Development  
 Office of Community Planning and Development  
 Integrated Disbursement and Information System  
 CDBG Activity Summary Report (GPR) for Program Year 2015  
 ANCHORAGE

Date: 23-Feb-2016  
 Time: 14:31  
 Page: 1

**PGM Year:** 2009  
**Project:** 0012 - CDBG 2009 Admin  
**IDIS Activity:** 1006 - CDBG 2009 Admin

**Status:** Completed 4/24/2015 12:00:00 AM  
**Objective:**  
**Location:** ,  
**Outcome:**  
**Matrix Code:** General Program Administration (21A) **National Objective:**

**Initial Funding Date:** 12/15/2009

**Description:**  
 20% Administrative Cap for 2009

**Financing**

	Fund Type	Grant Year	Grant	Funded Amount	Drawn In Program Year	Drawn Thru Program Year
CDBG	EN	Pre-2015		\$377,617.72	\$0.00	\$0.00
		2005	B05MC020001		\$0.00	\$1,347.33
		2008	B08MC020001		\$0.00	\$28,829.04
		2009	B09MC020001		\$0.00	\$175,291.87
		2010	B10MC020001		\$0.00	\$163,081.05
		2011	B11MC020001		\$0.00	\$9,068.43
	PI	Pre-2015		\$112.28	\$0.00	\$0.00
		2014	B14MC020001			\$112.28
<b>Total</b>	<b>Total</b>			<b>\$377,730.00</b>	<b>\$112.28</b>	<b>\$377,730.00</b>

**Proposed Accomplishments**

**Actual Accomplishments**

	<b>Owner</b>		<b>Renter</b>		<b>Total</b>		<b>Person</b>	
	Total	Hispanic	Total	Hispanic	Total	Hispanic	Total	Hispanic
<i>Number assisted:</i>								
White:					0	0		
Black/African American:					0	0		
Asian:					0	0		
American Indian/Alaskan Native:					0	0		
Native Hawaiian/Other Pacific Islander:					0	0		
American Indian/Alaskan Native & White:					0	0		
Asian White:					0	0		
Black/African American & White:					0	0		
American Indian/Alaskan Native & Black/African American:					0	0		
Other multi-racial:					0	0		
Asian/Pacific Islander:					0	0		
Hispanic:					0	0		
<b>Total:</b>	<b>0</b>	<b>0</b>	<b>0</b>	<b>0</b>	<b>0</b>	<b>0</b>	<b>0</b>	<b>0</b>

Female-headed Households: 0

*Income Category:*

	<b>Owner</b>	<b>Renter</b>	<b>Total</b>	<b>Person</b>
Extremely Low			0	
Low Mod			0	
Moderate			0	
Non Low Moderate			0	
<b>Total</b>	<b>0</b>	<b>0</b>	<b>0</b>	<b>0</b>
Percent Low/Mod				

**Annual Accomplishments**

No data returned for this view. This might be because the applied filter excludes all data.



U.S. Department of Housing and Urban Development  
 Office of Community Planning and Development  
 Integrated Disbursement and Information System  
 CDBG Activity Summary Report (GPR) for Program Year 2015  
 ANCHORAGE

Date: 23-Feb-2016  
 Time: 14:31  
 Page: 1

**PGM Year:** 2010  
**Project:** 0008 - CDBG Admin 2010  
**IDIS Activity:** 1054 - CDBG Admin 2010

Status: Completed 2/24/2015 12:00:00 AM  
 Location: ,  
 Objective:  
 Outcome:  
 Matrix Code: General Program Administration (21A) National Objective:

**Initial Funding Date:** 08/20/2010

**Description:**  
 General administration- 20% cap of allocation

**Financing**

	Fund Type	Grant Year	Grant	Funded Amount	Drawn In Program Year	Drawn Thru Program Year
CDBG	EN	Pre-2015		\$407,319.60	\$0.00	\$0.00
		2009	B09MC020001		\$0.00	\$48,938.70
		2010	B10MC020001		\$0.00	\$262,455.79
		2011	B11MC020001		\$0.00	\$95,919.21
		2012	B12MC020001		\$0.00	\$5.90
<b>Total</b>	<b>Total</b>			<b>\$407,319.60</b>	<b>\$0.00</b>	<b>\$407,319.60</b>

**Proposed Accomplishments**

**Actual Accomplishments**

*Number assisted:*

	Owner		Renter		Total		Person	
	Total	Hispanic	Total	Hispanic	Total	Hispanic	Total	Hispanic
White:					0	0		
Black/African American:					0	0		
Asian:					0	0		
American Indian/Alaskan Native:					0	0		
Native Hawaiian/Other Pacific Islander:					0	0		
American Indian/Alaskan Native & White:					0	0		
Asian White:					0	0		
Black/African American & White:					0	0		
American Indian/Alaskan Native & Black/African American:					0	0		
Other multi-racial:					0	0		
Asian/Pacific Islander:					0	0		
Hispanic:					0	0		
<b>Total:</b>	<b>0</b>	<b>0</b>	<b>0</b>	<b>0</b>	<b>0</b>	<b>0</b>	<b>0</b>	<b>0</b>

Female-headed Households: 0

*Income Category:*

	Owner	Renter	Total	Person
Extremely Low			0	
Low Mod			0	
Moderate			0	
Non Low Moderate			0	
<b>Total</b>	<b>0</b>	<b>0</b>	<b>0</b>	<b>0</b>
Percent Low/Mod				

**Annual Accomplishments**

No data returned for this view. This might be because the applied filter excludes all data.



U.S. Department of Housing and Urban Development  
Office of Community Planning and Development  
Integrated Disbursement and Information System  
CDBG Activity Summary Report (GPR) for Program Year 2015  
ANCHORAGE

Date: 23-Feb-2016  
Time: 14:31  
Page: 1

**PGM Year:** 2010  
**Project:** 0012 - Minor Repair Program  
**IDIS Activity:** 1069 - Minor Repair Program (multi-yr)

**Status:** Open  
**Location:** 2221 Muldoon Rd Spc 589 Anchorage, AK 99504-3641  
**Objective:** Create suitable living environments  
**Outcome:** Sustainability  
**Matrix Code:** Rehab; Single-Unit Residential (14A)  
**National Objective:** LMH

**Initial Funding Date:** 12/09/2010

**Description:**

Grant assistance to rehabilitate 18 units of housing in the first contract year. Up to \$15,000 in assistance per unit. Contract with NeighborWorks Anchorage.

**Financing**

	Fund Type	Grant Year	Grant	Funded Amount	Drawn In Program Year	Drawn Thru Program Year
CDBG	EN	Pre-2015		\$1,651,175.16	\$0.00	\$0.00
		2009 B09MC020001			\$0.00	\$185,719.16
		2010 B10MC020001			\$0.00	\$204,326.70
		2011 B11MC020001			\$0.00	\$9,954.14
		2012 B12MC020001			\$0.00	\$419,641.90
		2013 B13MC020001			\$187,937.61	\$530,263.41
		2014 B14MC020001			\$76,043.52	\$76,043.52
	2015 B15MC020001		\$15,000.00	\$0.00	\$0.00	
	PI	Pre-2015		\$3,824.84	\$0.00	\$0.00
		2014 B14MC020001			\$3,824.84	\$3,824.84
<b>Total</b>	<b>Total</b>			<b>\$1,670,000.00</b>	<b>\$267,805.97</b>	<b>\$1,429,773.67</b>

**Proposed Accomplishments**

Housing Units : 116

**Actual Accomplishments**

Number assisted:

	Owner		Renter		Total		Person	
	Total	Hispanic	Total	Hispanic	Total	Hispanic	Total	Hispanic
White:	48	5	0	0	48	5	0	0
Black/African American:	6	0	0	0	6	0	0	0
Asian:	12	0	0	0	12	0	0	0
American Indian/Alaskan Native:	7	0	0	0	7	0	0	0
Native Hawaiian/Other Pacific Islander:	4	0	0	0	4	0	0	0
American Indian/Alaskan Native & White:	0	0	0	0	0	0	0	0
Asian White:	1	0	0	0	1	0	0	0
Black/African American & White:	0	0	0	0	0	0	0	0
American Indian/Alaskan Native & Black/African American:	0	0	0	0	0	0	0	0
Other multi-racial:	0	0	0	0	0	0	0	0
Asian/Pacific Islander:	0	0	0	0	0	0	0	0
Hispanic:	0	0	0	0	0	0	0	0
<b>Total:</b>	<b>78</b>	<b>5</b>	<b>0</b>	<b>0</b>	<b>78</b>	<b>5</b>	<b>0</b>	<b>0</b>
Female-headed Households:	12		0		12		0	

Income Category:

	Owner	Renter	Total	Person
Extremely Low	40	0	40	0
Low Mod	13	0	13	0
Moderate	25	0	25	0
Non Low Moderate	0	0	0	0
Total	78	0	78	0
Percent Low/Mod	100.0%		100.0%	



U.S. Department of Housing and Urban Development  
Office of Community Planning and Development  
Integrated Disbursement and Information System  
CDBG Activity Summary Report (GPR) for Program Year 2015  
ANCHORAGE

Date: 23-Feb-2016  
Time: 14:31  
Page: 1

**Annual Accomplishments**

Years	Accomplishment Narrative	# Benefiting
2010	The Subrecipient completed 14 units during the program year, expending 193,009.16 of funds set aside for projects. The Subrecipient earned \$73,572	
2011		
2012		
2013	19 projects were completed.	
2014	2 units were completed due to programmatic issues. The rest of the projects are scheduled to be completed in 2015.	
2015		



U.S. Department of Housing and Urban Development  
 Office of Community Planning and Development  
 Integrated Disbursement and Information System  
 CDBG Activity Summary Report (GPR) for Program Year 2015  
 ANCHORAGE

Date: 23-Feb-2016  
 Time: 14:31  
 Page: 1

**PGM Year:** 2011  
**Project:** 0009 - DHHS SL-Neighborhoods Admin and General  
**IDIS Activity:** 1100 - Neighborhoods Admin and General

Status: Completed 1/1/2015 12:00:00 AM Objective:  
 Location: Outcome:  
 Matrix Code: General Program Administration (21A) National Objective:

**Initial Funding Date:** 10/04/2011  
**Description:**  
 DHHS Safety Links - Neighborhood Services Section Admin and General CY 2011  
**Financing**

	Fund Type	Grant Year	Grant	Funded Amount	Drawn In Program Year	Drawn Thru Program Year
CDBG	EN	Pre-2015		\$341,553.60	\$0.00	\$0.00
		2010	B10MC020001		\$0.00	\$7,987.95
		2011	B11MC020001		\$0.00	\$164,117.98
		2012	B12MC020001		\$0.00	\$169,447.67
<b>Total</b>	<b>Total</b>			<b>\$341,553.60</b>	<b>\$0.00</b>	<b>\$341,553.60</b>

**Proposed Accomplishments**

**Actual Accomplishments**

Number assisted:

	Owner		Renter		Total		Person	
	Total	Hispanic	Total	Hispanic	Total	Hispanic	Total	Hispanic
White:	0	0	0	0	0	0	0	0
Black/African American:	0	0	0	0	0	0	0	0
Asian:	0	0	0	0	0	0	0	0
American Indian/Alaskan Native:	0	0	0	0	0	0	0	0
Native Hawaiian/Other Pacific Islander:	0	0	0	0	0	0	0	0
American Indian/Alaskan Native & White:	0	0	0	0	0	0	0	0
Asian White:	0	0	0	0	0	0	0	0
Black/African American & White:	0	0	0	0	0	0	0	0
American Indian/Alaskan Native & Black/African American:	0	0	0	0	0	0	0	0
Other multi-racial:	0	0	0	0	0	0	0	0
Asian/Pacific Islander:	0	0	0	0	0	0	0	0
Hispanic:	0	0	0	0	0	0	0	0
<b>Total:</b>	<b>0</b>	<b>0</b>	<b>0</b>	<b>0</b>	<b>0</b>	<b>0</b>	<b>0</b>	<b>0</b>
Female-headed Households:					0			

Income Category:

	Owner	Renter	Total	Person
Extremely Low			0	
Low Mod			0	
Moderate			0	
Non Low Moderate			0	
Total	0	0	0	0
Percent Low/Mod				

**Annual Accomplishments**

No data returned for this view. This might be because the applied filter excludes all data.



U.S. Department of Housing and Urban Development  
 Office of Community Planning and Development  
 Integrated Disbursement and Information System  
 CDBG Activity Summary Report (GPR) for Program Year 2015  
 ANCHORAGE

Date: 23-Feb-2016  
 Time: 14:31  
 Page: 1

**PGM Year:** 2011  
**Project:** 0012 - Anchorage Park Foundation  
**IDIS Activity:** 1107 - Municipal Parks Renovation Project

Status: Completed 4/3/2015 1:14:07 PM Objective: Create suitable living environments  
 Location: 715 L St Anchorage, AK 99501-3359 Outcome: Availability/accessibility  
 Matrix Code: Parks, Recreational Facilities (03F) National Objective: LMA

**Initial Funding Date:** 05/09/2012  
**Description:**  
 5 Parks will be improved, the focus is primarily around parking and entry ways improvements, repair or replace play equipment, install safety surfacing, park amenities such as benches, trash

**Financing**

	Fund Type	Grant Year	Grant	Funded Amount	Drawn In Program Year	Drawn Thru Program Year
CDBG	EN	Pre-2015		\$300,000.00	\$0.00	\$0.00
		2011	B11MC020001		\$0.00	\$172,342.52
		2012	B12MC020001		\$0.00	\$127,657.48
<b>Total</b>	<b>Total</b>			<b>\$300,000.00</b>	<b>\$0.00</b>	<b>\$300,000.00</b>

**Proposed Accomplishments**

Public Facilities: 5  
 Total Population in Service Area: 12,904  
 Census Tract Percent Low / Mod: 72.57

**Annual Accomplishments**

Years	Accomplishment Narrative	# Benefiting
2012	The project provided the following:	





U.S. Department of Housing and Urban Development  
 Office of Community Planning and Development  
 Integrated Disbursement and Information System  
 CDBG Activity Summary Report (GPR) for Program Year 2015  
 ANCHORAGE

Date: 23-Feb-2016  
 Time: 14:31  
 Page: 1

**PGM Year:** 2012  
**Project:** 0004 - 2012 CDBG Public Services  
**IDIS Activity:** 1136 - 2012 CPS CSS Brother Francis Shelter Overflow

Status: Completed 5/4/2015 12:00:00 AM  
 Location: 1101 E 3rd Ave Anchorage, AK 99501-2705  
 Objective: Create suitable living environments  
 Outcome: Availability/accessibility  
 Matrix Code: Public Services (General) (05) National Objective: LMC

**Initial Funding Date:** 03/04/2013

**Description:**

2012 CDBG Catholic Social Service Brother Frances Shelter Emergency Overflow Project partnership will Bean's Cafe provides additional overnight shelter services when temperatures drop to 45

**Financing**

	Fund Type	Grant Year	Grant	Funded Amount	Drawn In Program Year	Drawn Thru Program Year
CDBG	EN	Pre-2015		\$60,000.00	\$0.00	\$0.00
		2012	B12MC020001		\$0.00	\$60,000.00
<b>Total</b>	<b>Total</b>			<b>\$60,000.00</b>	<b>\$0.00</b>	<b>\$60,000.00</b>

**Proposed Accomplishments**

People (General): 711

**Actual Accomplishments**

Number assisted:

	Owner		Renter		Total		Person	
	Total	Hispanic	Total	Hispanic	Total	Hispanic	Total	Hispanic
White:	0	0	0	0	0	0	515	63
Black/African American:	0	0	0	0	0	0	152	0
Asian:	0	0	0	0	0	0	13	0
American Indian/Alaskan Native:	0	0	0	0	0	0	877	0
Native Hawaiian/Other Pacific Islander:	0	0	0	0	0	0	14	0
American Indian/Alaskan Native & White:	0	0	0	0	0	0	0	0
Asian White:	0	0	0	0	0	0	0	0
Black/African American & White:	0	0	0	0	0	0	3	0
American Indian/Alaskan Native & Black/African American:	0	0	0	0	0	0	15	0
Other multi-racial:	0	0	0	0	0	0	55	0
Asian/Pacific Islander:	0	0	0	0	0	0	0	0
Hispanic:	0	0	0	0	0	0	0	0
<b>Total:</b>	<b>0</b>	<b>0</b>	<b>0</b>	<b>0</b>	<b>0</b>	<b>0</b>	<b>1,644</b>	<b>63</b>

Female-headed Households: 0

Income Category:

	Owner	Renter	Total	Person
Extremely Low	0	0	0	1,812
Low Mod	0	0	0	5
Moderate	0	0	0	3
Non Low Moderate	0	0	0	24
Total	0	0	0	1,844
Percent Low/Mod				98.5%

**Annual Accomplishments**

Years	Accomplishment Narrative	# Benefiting
2012	During 2012 1,644 individuals used the emergency overflow shelter	



U.S. Department of Housing and Urban Development  
 Office of Community Planning and Development  
 Integrated Disbursement and Information System  
 CDBG Activity Summary Report (GPR) for Program Year 2015  
 ANCHORAGE

Date: 23-Feb-2016  
 Time: 14:31  
 Page: 1

**PGM Year:** 2012  
**Project:** 0006 - 2012 CDBG MOA Anchorage Safety Center  
**IDIS Activity:** 1139 - 2012 Capital Proj-MOA Anchorage Safety Center

**Status:** Canceled 2/9/2016 12:00:00 AM  
**Location:** 1300 E 3rd Ave Anchorage, AK 99501-2852  
**Objective:** Create suitable living environments  
**Outcome:** Availability/accessibility  
**Matrix Code:** Public Facilities and Improvement  
**National Objective:** LMC

**Initial Funding Date:** 03/04/2013

**Description:**

2012 CDBG Capital Project MOA Anchorage Safety Center provides a sleep off center for the incapacitated by alcohol and drugs individuals in public places. Persons are taken into custody and

**Financing**

No data returned for this view. This might be because the applied filter excludes all data.

**Proposed Accomplishments**

People (General): 350

**Actual Accomplishments**

*Number assisted:*

	Owner		Renter		Total		Person	
	Total	Hispanic	Total	Hispanic	Total	Hispanic	Total	Hispanic
White:	0	0	0	0	0	0	0	0
Black/African American:	0	0	0	0	0	0	0	0
Asian:	0	0	0	0	0	0	0	0
American Indian/Alaskan Native:	0	0	0	0	0	0	0	0
Native Hawaiian/Other Pacific Islander:	0	0	0	0	0	0	0	0
American Indian/Alaskan Native & White:	0	0	0	0	0	0	0	0
Asian White:	0	0	0	0	0	0	0	0
Black/African American & White:	0	0	0	0	0	0	0	0
American Indian/Alaskan Native & Black/African American:	0	0	0	0	0	0	0	0
Other multi-racial:	0	0	0	0	0	0	0	0
Asian/Pacific Islander:	0	0	0	0	0	0	0	0
Hispanic:	0	0	0	0	0	0	0	0
<b>Total:</b>	<b>0</b>	<b>0</b>	<b>0</b>	<b>0</b>	<b>0</b>	<b>0</b>	<b>0</b>	<b>0</b>

Female-headed Households:

Total	0	0
-------	---	---

*Income Category:*

	Owner	Renter	Total	Person
Extremely Low	0	0	0	0
Low Mod	0	0	0	0
Moderate	0	0	0	0
Non Low Moderate	0	0	0	0
Total	0	0	0	0
Percent Low/Mod				

**Annual Accomplishments**

Years	Accomplishment Narrative	# Benefiting
2013	The Anchorage Safety Center Project was funded in 2013 \$76,250. Construction started in 2012, it was decided to increase the scope of work. Funding	



U.S. Department of Housing and Urban Development  
 Office of Community Planning and Development  
 Integrated Disbursement and Information System  
 CDBG Activity Summary Report (GPR) for Program Year 2015  
 ANCHORAGE

Date: 23-Feb-2016  
 Time: 14:31  
 Page: 1

**PGM Year:** 2012  
**Project:** 0002 - 2012 CDBG Administration & Planning  
**IDIS Activity:** 1141 - 2012 CDBG Admin and Planning

Status: Open Objective:  
 Location: , Outcome:  
 Matrix Code: General Program Administration (21A) National Objective:

**Initial Funding Date:** 03/05/2013

**Description:**  
 2012 CDBG Administration, Grant Management and Technical Assistance. General Management of CDBG & Home projects and programs. This includes coordinating with the community to draft

**Financing**

	Fund Type	Grant Year	Grant	Funded Amount	Drawn In Program Year	Drawn Thru Program Year
CDBG	EN	Pre-2015		\$323,429.00	\$0.00	\$0.00
		2012	B12MC020001		\$0.00	\$323,429.10
		2014	B14MC020001		\$0.00	\$0.00
	PI	Pre-2015		\$34,223.78	\$0.00	\$0.00
		2012	B12MC020001		\$0.00	\$17,100.07
		2014	B14MC020001		\$0.00	\$0.00
<b>Total</b>	<b>Total</b>			<b>\$357,652.78</b>	<b>\$0.00</b>	<b>\$340,529.17</b>

**Proposed Accomplishments**

**Actual Accomplishments**

	Owner		Renter		Total		Person	
	Total	Hispanic	Total	Hispanic	Total	Hispanic	Total	Hispanic
Number assisted:								
White:					0	0		
Black/African American:					0	0		
Asian:					0	0		
American Indian/Alaskan Native:					0	0		
Native Hawaiian/Other Pacific Islander:					0	0		
American Indian/Alaskan Native & White:					0	0		
Asian White:					0	0		
Black/African American & White:					0	0		
American Indian/Alaskan Native & Black/African American:					0	0		
Other multi-racial:					0	0		
Asian/Pacific Islander:					0	0		
Hispanic:					0	0		
<b>Total:</b>	<b>0</b>	<b>0</b>	<b>0</b>	<b>0</b>	<b>0</b>	<b>0</b>	<b>0</b>	<b>0</b>

Female-headed Households: 0

Income Category:

	Owner	Renter	Total	Person
Extremely Low			0	
Low Mod			0	
Moderate			0	
Non Low Moderate			0	
Total	0	0	0	0
Percent Low/Mod				

**Annual Accomplishments**

No data returned for this view. This might be because the applied filter excludes all data.





U.S. Department of Housing and Urban Development  
 Office of Community Planning and Development  
 Integrated Disbursement and Information System  
 CDBG Activity Summary Report (GPR) for Program Year 2015  
 ANCHORAGE

Date: 23-Feb-2016  
 Time: 14:31  
 Page: 1

**PGM Year:** 2013  
**Project:** 0001 - Administration, Planning, and Grant Management  
**IDIS Activity:** 1154 - 2013 Admin/General/Management

Status: Completed 9/21/2015 12:00:00 AM Objective:  
 Location: , Outcome:  
 Matrix Code: General Program Administration (21A) National Objective:

**Initial Funding Date:** 10/23/2014

**Description:**

Grant Management, planning and technical assistance to carry out CDBG, HOME and other selected activities. Plan activities eligible under 24 CFR 570.205 & 206. General Management of

**Financing**

	Fund Type	Grant Year	Grant	Funded Amount	Drawn In Program Year	Drawn Thru Program Year
CDBG	EN	Pre-2015		\$354,478.00	\$0.00	\$0.00
		2012	B12MC020001		\$0.00	\$240,348.52
		2013	B13MC020001		\$6.94	\$114,129.48
<b>Total</b>	<b>Total</b>			<b>\$354,478.00</b>	<b>\$6.94</b>	<b>\$354,478.00</b>

**Proposed Accomplishments**

**Actual Accomplishments**

*Number assisted:*

	Owner		Renter		Total		Person	
	Total	Hispanic	Total	Hispanic	Total	Hispanic	Total	Hispanic
White:					0	0		
Black/African American:					0	0		
Asian:					0	0		
American Indian/Alaskan Native:					0	0		
Native Hawaiian/Other Pacific Islander:					0	0		
American Indian/Alaskan Native & White:					0	0		
Asian White:					0	0		
Black/African American & White:					0	0		
American Indian/Alaskan Native & Black/African American:					0	0		
Other multi-racial:					0	0		
Asian/Pacific Islander:					0	0		
Hispanic:					0	0		
<b>Total:</b>	<b>0</b>	<b>0</b>	<b>0</b>	<b>0</b>	<b>0</b>	<b>0</b>	<b>0</b>	<b>0</b>

Female-headed Households: 0

*Income Category:*

	Owner	Renter	Total	Person
Extremely Low			0	
Low Mod			0	
Moderate			0	
Non Low Moderate			0	
Total	0	0	0	0
Percent Low/Mod				

**Annual Accomplishments**

No data returned for this view. This might be because the applied filter excludes all data.



U.S. Department of Housing and Urban Development  
 Office of Community Planning and Development  
 Integrated Disbursement and Information System  
 CDBG Activity Summary Report (GPR) for Program Year 2015  
 ANCHORAGE

Date: 23-Feb-2016  
 Time: 14:31  
 Page: 1

**PGM Year:** 2013  
**Project:** 0004 - Anchorage Safety Center  
**IDIS Activity:** 1155 - Anchorage Safety Center Project

Status: Completed 2/9/2016 12:00:00 AM Objective: Create suitable living environments  
 Location: 1300 E 3rd Ave Anchorage, AK 99501-2852 Outcome: Availability/accessibility  
 Matrix Code: Public Facilities and Improvement National Objective: LMC

**Initial Funding Date:** 10/23/2014

**Description:**  
 Funded in 2012 in the amount of \$75,000 for construction, repair and rehabilitation on basic shelter interior improvements for public inebriates. Additional funding of \$76,250 appropriated for the

**Financing**

	Fund Type	Grant Year	Grant	Funded Amount	Drawn In Program Year	Drawn Thru Program Year
CDBG	EN	Pre-2015		\$52,943.39	\$0.00	\$0.00
		2012	B12MC020001		\$0.00	\$48,653.34
		2013	B13MC020001		\$1,073.34	\$1,073.34
	PI	Pre-2015		\$17,945.00	\$0.00	\$0.00
		2014	B14MC020001		\$17,945.00	\$17,945.00
		<b>Total</b>	<b>Total</b>		<b>\$70,888.39</b>	<b>\$19,018.34</b>

**Proposed Accomplishments**

People (General) : 200

**Actual Accomplishments**

Number assisted:	Owner		Renter		Total		Person	
	Total	Hispanic	Total	Hispanic	Total	Hispanic	Total	Hispanic
White:	0	0	0	0	0	0	554	0
Black/African American:	0	0	0	0	0	0	90	0
Asian:	0	0	0	0	0	0	22	0
American Indian/Alaskan Native:	0	0	0	0	0	0	2,526	0
Native Hawaiian/Other Pacific Islander:	0	0	0	0	0	0	0	0
American Indian/Alaskan Native & White:	0	0	0	0	0	0	0	0
Asian White:	0	0	0	0	0	0	0	0
Black/African American & White:	0	0	0	0	0	0	0	0
American Indian/Alaskan Native & Black/African American:	0	0	0	0	0	0	0	0
Other multi-racial:	0	0	0	0	0	0	96	0
Asian/Pacific Islander:	0	0	0	0	0	0	0	0
Hispanic:	0	0	0	0	0	0	0	0
<b>Total:</b>	<b>0</b>	<b>0</b>	<b>0</b>	<b>0</b>	<b>0</b>	<b>0</b>	<b>3,288</b>	<b>0</b>

Female-headed Households: 0

*Income Category:*

	Owner	Renter	Total	Person
Extremely Low	0	0	0	2,526
Low Mod	0	0	0	186
Moderate	0	0	0	276
Non Low Moderate	0	0	0	300
Total	0	0	0	3,288
Percent Low/Mod				90.9%

**Annual Accomplishments**

Years	Accomplishment Narrative	# Benefiting
2013	The Anchorage Safety Center and Anchorage Safety Patrol provide a (AS Title 47) protective custody hold facility for individuals who are incapacitated	



U.S. Department of Housing and Urban Development  
 Office of Community Planning and Development  
 Integrated Disbursement and Information System  
 CDBG Activity Summary Report (GPR) for Program Year 2015  
 ANCHORAGE

Date: 23-Feb-2016  
 Time: 14:31  
 Page: 1

**PGM Year:** 2013  
**Project:** 0010 - Alaska Legal Services - CDBG Public Services  
**IDIS Activity:** 1156 - 2013 Alaska Legal Services (PS)

**Status:** Completed 9/21/2015 12:00:00 AM  
**Location:** 1018 W 6th Ave Anchorage, AK 99501-1963  
**Objective:** Create suitable living environments  
**Outcome:** Availability/accessibility  
**Matrix Code:** Legal Services (05C) **National Objective:** LMC

**Initial Funding Date:** 10/23/2014

**Description:**

Alaska Legal Services provides free legal representation on non-criminal matters to very-low, low and moderate income households. ALSC provides statewide free civil legal assistance to include

**Financing**

	Fund Type	Grant Year	Grant	Funded Amount	Drawn In Program Year	Drawn Thru Program Year
CDBG	EN	Pre-2015		\$91,165.00	\$0.00	\$0.00
		2013	B13MC020001		\$49,181.00	\$91,165.00
<b>Total</b>	<b>Total</b>			<b>\$91,165.00</b>	<b>\$49,181.00</b>	<b>\$91,165.00</b>

**Proposed Accomplishments**

People (General) : 165

**Actual Accomplishments**

Number assisted:

	Owner		Renter		Total		Person	
	Total	Hispanic	Total	Hispanic	Total	Hispanic	Total	Hispanic
White:	0	0	0	0	0	0	168	32
Black/African American:	0	0	0	0	0	0	67	0
Asian:	0	0	0	0	0	0	13	0
American Indian/Alaskan Native:	0	0	0	0	0	0	88	0
Native Hawaiian/Other Pacific Islander:	0	0	0	0	0	0	41	0
American Indian/Alaskan Native & White:	0	0	0	0	0	0	0	0
Asian White:	0	0	0	0	0	0	0	0
Black/African American & White:	0	0	0	0	0	0	0	0
American Indian/Alaskan Native & Black/African American:	0	0	0	0	0	0	0	0
Other multi-racial:	0	0	0	0	0	0	43	0
Asian/Pacific Islander:	0	0	0	0	0	0	0	0
Hispanic:	0	0	0	0	0	0	0	0
<b>Total:</b>	<b>0</b>	<b>0</b>	<b>0</b>	<b>0</b>	<b>0</b>	<b>0</b>	<b>420</b>	<b>32</b>
Female-headed Households:	0		0		0			

Income Category:

	Owner	Renter	Total	Person
Extremely Low	0	0	0	405
Low Mod	0	0	0	15
Moderate	0	0	0	0
Non Low Moderate	0	0	0	0
Total	0	0	0	420
Percent Low/Mod				100.0%

**Annual Accomplishments**

Years	Accomplishment Narrative	# Benefiting
2014	Alaska Legal Services provides free legal representation on non-criminal matters to low income Alaskans. The project directs legal assistance to at risk	



U.S. Department of Housing and Urban Development  
 Office of Community Planning and Development  
 Integrated Disbursement and Information System  
 CDBG Activity Summary Report (GPR) for Program Year 2015  
 ANCHORAGE

Date: 23-Feb-2016  
 Time: 14:31  
 Page: 1

**PGM Year:** 2013  
**Project:** 0016 - RuRAL CAP Case Manager - CDBG Public Services  
**IDIS Activity:** 1157 - 2013 Rural Cap Housing 1st (PS)

**Status:** Completed 9/21/2015 12:00:00 AM  
**Location:** 731 E 8th Ave Anchorage, AK 99501-3772  
**Objective:** Create suitable living environments  
**Outcome:** Availability/accessibility  
**Matrix Code:** Public Services (General) (05) **National Objective:** LMC

**Initial Funding Date:** 10/23/2014

**Description:**  
 Rural Cap provides outreach and intensive case management services to homeless chronic street alcoholics. RC helps the homeless break the cycles of homelessness and alcohol-dependency

**Financing**

	Fund Type	Grant Year	Grant	Funded Amount	Drawn In Program Year	Drawn Thru Program Year
CDBG	EN	Pre-2015		\$75,000.00	\$0.00	\$0.00
		2013	B13MC020001		\$37,188.00	\$75,000.00
<b>Total</b>	<b>Total</b>			<b>\$75,000.00</b>	<b>\$37,188.00</b>	<b>\$75,000.00</b>

**Proposed Accomplishments**

People (General): 12

**Actual Accomplishments**

Number assisted:

	Owner		Renter		Total		Person	
	Total	Hispanic	Total	Hispanic	Total	Hispanic	Total	Hispanic
White:	0	0	0	0	0	0	6	0
Black/African American:	0	0	0	0	0	0	1	0
Asian:	0	0	0	0	0	0	0	0
American Indian/Alaskan Native:	0	0	0	0	0	0	3	1
Native Hawaiian/Other Pacific Islander:	0	0	0	0	0	0	0	0
American Indian/Alaskan Native & White:	0	0	0	0	0	0	2	0
Asian White:	0	0	0	0	0	0	0	0
Black/African American & White:	0	0	0	0	0	0	0	0
American Indian/Alaskan Native & Black/African American:	0	0	0	0	0	0	1	0
Other multi-racial:	0	0	0	0	0	0	0	0
Asian/Pacific Islander:	0	0	0	0	0	0	0	0
Hispanic:	0	0	0	0	0	0	0	0
<b>Total:</b>	<b>0</b>	<b>0</b>	<b>0</b>	<b>0</b>	<b>0</b>	<b>0</b>	<b>13</b>	<b>1</b>

Female-headed Households: 0

Income Category:

	Owner	Renter	Total	Person
Extremely Low	0	0	0	13
Low Mod	0	0	0	0
Moderate	0	0	0	0
Non Low Moderate	0	0	0	0
Total	0	0	0	13
Percent Low/Mod				100.0%

**Annual Accomplishments**

Years	Accomplishment Narrative	# Benefiting
2014	The Housing First Program provides outreach and intensive case management to homeless chronic street alcoholics. Homeless individuals receive case	



U.S. Department of Housing and Urban Development  
 Office of Community Planning and Development  
 Integrated Disbursement and Information System  
 CDBG Activity Summary Report (GPR) for Program Year 2015  
 ANCHORAGE

Date: 23-Feb-2016  
 Time: 14:31  
 Page: 1

**PGM Year:** 2013  
**Project:** 0017 - Catholic Social Services Brother Francis Shelter Overflow - CDBG Public Services  
**IDIS Activity:** 1158 - 2013 CSS BFS Emergency Overflow (PS)

**Status:** Open      **Objective:** Create suitable living environments  
**Location:** 3710 E 20th Ave Anchorage, AK 99508-3418      **Outcome:** Availability/accessibility  
**Matrix Code:** Homeless Facilities (not operating costs)      **National Objective:** LMC

**Initial Funding Date:** 10/23/2014

**Description:**  
 CSS provides emergency shelter in Anchorage, the need for emergency shelter beds has out paced the availability of shelter beds. Through a collaborative effort with Bean's Cafe the Brother

**Financing**

	Fund Type	Grant Year	Grant	Funded Amount	Drawn In Program Year	Drawn Thru Program Year
CDBG	EN	Pre-2015		\$30,000.00	\$0.00	\$0.00
		2013	B13MC020001		\$17,792.00	\$24,158.00
		2014	B14MC020001		\$5,488.00	\$5,488.00
<b>Total</b>	<b>Total</b>			<b>\$30,000.00</b>	<b>\$23,280.00</b>	<b>\$29,646.00</b>

**Proposed Accomplishments**

Public Facilities: 500

**Actual Accomplishments**

*Number assisted:*

	Owner		Renter		Total		Person	
	Total	Hispanic	Total	Hispanic	Total	Hispanic	Total	Hispanic
White:	0	0	0	0	0	0	320	0
Black/African American:	0	0	0	0	0	0	89	0
Asian:	0	0	0	0	0	0	4	0
American Indian/Alaskan Native:	0	0	0	0	0	0	479	0
Native Hawaiian/Other Pacific Islander:	0	0	0	0	0	0	14	0
American Indian/Alaskan Native & White:	0	0	0	0	0	0	25	0
Asian White:	0	0	0	0	0	0	1	0
Black/African American & White:	0	0	0	0	0	0	3	0
American Indian/Alaskan Native & Black/African American:	0	0	0	0	0	0	1	0
Other multi-racial:	0	0	0	0	0	0	47	28
Asian/Pacific Islander:	0	0	0	0	0	0	0	0
Hispanic:	0	0	0	0	0	0	0	0
<b>Total:</b>	<b>0</b>	<b>0</b>	<b>0</b>	<b>0</b>	<b>0</b>	<b>0</b>	<b>983</b>	<b>28</b>

Female-headed Households:

0      0      0

*Income Category:*

	Owner	Renter	Total	Person
Extremely Low	0	0	0	988
Low Mod	0	0	0	8
Moderate	0	0	0	5
Non Low Moderate	0	0	0	2
<b>Total</b>	<b>0</b>	<b>0</b>	<b>0</b>	<b>983</b>
Percent Low/Mod				99.8%

**Annual Accomplishments**

Years	Accomplishment Narrative	# Benefiting
2014	Brother Francis Shelter provides nightly emergency shelter when at capacity especially during incimate weather, Bean's Cafe becomes a temporary	



U.S. Department of Housing and Urban Development  
 Office of Community Planning and Development  
 Integrated Disbursement and Information System  
 CDBG Activity Summary Report (GPR) for Program Year 2015  
 ANCHORAGE

Date: 23-Feb-2016  
 Time: 14:31  
 Page: 1

**PGM Year:** 2013  
**Project:** 0018 - ACMHS Pathways to Recovery - CDBG Public Services  
**IDIS Activity:** 1159 - 2013 ACMHS Pathways to Recovery

Status: Completed 9/21/2015 12:00:00 AM  
 Location: 4020 Folker St Anchorage, AK 99508-5321  
 Objective: Create suitable living environments  
 Outcome: Availability/accessibility  
 Matrix Code: Public Services (General) (05) National Objective: LMC

**Initial Funding Date:** 10/23/2014

**Description:**  
 Anchorage Community Mental Health Services Inc. (ACMHS) has been providing outreach, engagement, intervention, case management and transitional services to homeless persons with

**Financing**

	Fund Type	Grant Year	Grant	Funded Amount	Drawn In Program Year	Drawn Thru Program Year
CDBG	EN	Pre-2015		\$69,693.00	\$0.00	\$0.00
		2013	B13MC020001		\$57,412.56	\$69,693.00
<b>Total</b>	<b>Total</b>			<b>\$69,693.00</b>	<b>\$57,412.56</b>	<b>\$69,693.00</b>

**Proposed Accomplishments**

People (General): 20

**Actual Accomplishments**

*Number assisted:*

	Owner		Renter		Total		Person	
	Total	Hispanic	Total	Hispanic	Total	Hispanic	Total	Hispanic
White:	0	0	0	0	0	0	9	0
Black/African American:	0	0	0	0	0	0	1	0
Asian:	0	0	0	0	0	0	0	0
American Indian/Alaskan Native:	0	0	0	0	0	0	18	0
Native Hawaiian/Other Pacific Islander:	0	0	0	0	0	0	0	0
American Indian/Alaskan Native & White:	0	0	0	0	0	0	1	0
Asian White:	0	0	0	0	0	0	0	0
Black/African American & White:	0	0	0	0	0	0	0	0
American Indian/Alaskan Native & Black/African American:	0	0	0	0	0	0	0	0
Other multi-racial:	0	0	0	0	0	0	0	0
Asian/Pacific Islander:	0	0	0	0	0	0	0	0
Hispanic:	0	0	0	0	0	0	0	0
<b>Total:</b>	<b>0</b>	<b>0</b>	<b>0</b>	<b>0</b>	<b>0</b>	<b>0</b>	<b>29</b>	<b>0</b>

Female-headed Households: 0

*Income Category:*

	Owner	Renter	Total	Person
Extremely Low	0	0	0	29
Low Mod	0	0	0	0
Moderate	0	0	0	0
Non Low Moderate	0	0	0	0
Total	0	0	0	29
Percent Low/Mod				100.0%

**Annual Accomplishments**

Years	Accomplishment Narrative	# Benefiting
2014	Anchorage Community Mental Health Services will provide outreach to 50 of the 200 highest homeless substance / alcohol abusers at the Anchorage	





U.S. Department of Housing and Urban Development  
 Office of Community Planning and Development  
 Integrated Disbursement and Information System  
 CDBG Activity Summary Report (GPR) for Program Year 2015  
 ANCHORAGE

Date: 23-Feb-2016  
 Time: 14:31  
 Page: 1

**PGM Year:** 2013  
**Project:** 0005 - Child Development Center Acquisition of Adjacent Parking Lot  
**IDIS Activity:** 1160 - 2013 Rural Cap CDC Parking Lot

Status: Open Objective: Create suitable living environments  
 Location: 545 E 5th Ave Anchorage, AK 99501-2635 Outcome: Availability/accessibility  
 Matrix Code: Acquisition of Real Property (01) National Objective: LMC

**Initial Funding Date:** 10/23/2014

**Description:**

In 2012, the Municipality assisted Rural Cap in the purchase of the Child Development Center located at 545 E 5th Avenue. It was determined that parking for the facility was inadequate. The lot

**Financing**

No data returned for this view. This might be because the applied filter excludes all data.

**Proposed Accomplishments**

People (General): 100

**Actual Accomplishments**

*Number assisted:*

	Owner		Renter		Total		Person	
	Total	Hispanic	Total	Hispanic	Total	Hispanic	Total	Hispanic
White:	0	0	0	0	0	0	0	0
Black/African American:	0	0	0	0	0	0	0	0
Asian:	0	0	0	0	0	0	0	0
American Indian/Alaskan Native:	0	0	0	0	0	0	0	0
Native Hawaiian/Other Pacific Islander:	0	0	0	0	0	0	0	0
American Indian/Alaskan Native & White:	0	0	0	0	0	0	0	0
Asian White:	0	0	0	0	0	0	0	0
Black/African American & White:	0	0	0	0	0	0	0	0
American Indian/Alaskan Native & Black/African American:	0	0	0	0	0	0	0	0
Other multi-racial:	0	0	0	0	0	0	0	0
Asian/Pacific Islander:	0	0	0	0	0	0	0	0
Hispanic:	0	0	0	0	0	0	0	0
<b>Total:</b>	<b>0</b>	<b>0</b>	<b>0</b>	<b>0</b>	<b>0</b>	<b>0</b>	<b>0</b>	<b>0</b>

Female-headed Households:

0 0 0

*Income Category:*

	Owner	Renter	Total	Person
Extremely Low	0	0	0	0
Low Mod	0	0	0	0
Moderate	0	0	0	0
Non Low Moderate	0	0	0	0
Total	0	0	0	0
Percent Low/Mod				

**Annual Accomplishments**

No data returned for this view. This might be because the applied filter excludes all data.



U.S. Department of Housing and Urban Development  
 Office of Community Planning and Development  
 Integrated Disbursement and Information System  
 CDBG Activity Summary Report (GPR) for Program Year 2015  
 ANCHORAGE

Date: 23-Feb-2016  
 Time: 14:31  
 Page: 1

**PGM Year:** 2014  
**Project:** 0001 - CDBG Administration, Planning & General  
**IDIS Activity:** 1181 - 2014 CDBG Administration

Status: Completed 2/9/2016 12:00:00 AM Objective:  
 Location: , Outcome:  
 Matrix Code: General Program Administration (21A) National Objective:

**Initial Funding Date:** 10/24/2014

**Description:**

Grant Management, planning and technical assistance to carry out CDBG, HOME & other selected activities. Planned activities as per 24 CFR 570.205 & 206-Eligible planning and program

**Financing**

	Fund Type	Grant Year	Grant	Funded Amount	Drawn In Program Year		Drawn Thru Program Year	
		Pre-2015			Total	Hispanic	Total	Hispanic
CDBG	EN	2013	B13MCD20001	\$338,222.60	\$0.00		\$301,625.51	
		2014	B14MCD20001		\$36,597.09		\$36,597.09	
<b>Total</b>	<b>Total</b>			<b>\$338,222.60</b>	<b>\$167,848.32</b>		<b>\$338,222.60</b>	

**Proposed Accomplishments**

**Actual Accomplishments**

Number assisted:

	Owner		Renter		Total		Person	
	Total	Hispanic	Total	Hispanic	Total	Hispanic	Total	Hispanic
White:	0	0	0	0	0	0	0	0
Black/African American:	0	0	0	0	0	0	0	0
Asian:	0	0	0	0	0	0	0	0
American Indian/Alaskan Native:	0	0	0	0	0	0	0	0
Native Hawaiian/Other Pacific Islander:	0	0	0	0	0	0	0	0
American Indian/Alaskan Native & White:	0	0	0	0	0	0	0	0
Asian White:	0	0	0	0	0	0	0	0
Black/African American & White:	0	0	0	0	0	0	0	0
American Indian/Alaskan Native & Black/African American:	0	0	0	0	0	0	0	0
Other multi-racial:	0	0	0	0	0	0	0	0
Asian/Pacific Islander:	0	0	0	0	0	0	0	0
Hispanic:	0	0	0	0	0	0	0	0
<b>Total:</b>	<b>0</b>	<b>0</b>	<b>0</b>	<b>0</b>	<b>0</b>	<b>0</b>	<b>0</b>	<b>0</b>
Female-headed Households:					0			

Income Category:

	Owner	Renter	Total	Person
Extremely Low			0	
Low Mod			0	
Moderate			0	
Non Low Moderate			0	
Total	0	0	0	0
Percent Low/Mod				

**Annual Accomplishments**

No data returned for this view. This might be because the applied filter excludes all data.





U.S. Department of Housing and Urban Development  
 Office of Community Planning and Development  
 Integrated Disbursement and Information System  
 CDBG Activity Summary Report (GPR) for Program Year 2015  
 ANCHORAGE

Date: 23-Feb-2016  
 Time: 14:31  
 Page: 1

**PGM Year:** 2014  
**Project:** 0002 - CHDO Rental Development - Safe Harbor Inn Revitalization Project - RurAL CAP  
**IDIS Activity:** 1162 - CHDO Rental Dev-RC Safe Harbor Inn Rev

Status: Open Objective: Provide decent affordable housing  
 Location: 731 E 8th Ave Anchorage, AK 99501-3772 Outcome: Availability/accessibility  
 Matrix Code: Rehab; Multi-Unit Residential (14B) National Objective: LMH

**Initial Funding Date:** 10/31/2014

**Description:**  
 Rental Development of properties; 1. Safe Harbor Merrill Field, 1905 E.4th Ave. Anchorage, Ak; 2. Legal Description Safe Harbor Field; Lot 9B, Block 26A of fourth addition, per Anchorage

	Fund Type	Grant Year	Grant	Funded Amount	Drawn In Program Year	Drawn Thru Program Year
CDBG	EN	Pre-2015		\$1,272,339.00	\$0.00	\$0.00
		2013	B13MC020001		\$269,867.16	\$269,867.16
		2014	B14MC020001		\$601,796.91	\$601,796.91
	PI	2015	B15MC020001	\$718,471.00	\$19,440.31	\$19,440.31
		Pre-2015		\$524.00	\$0.00	\$0.00
		2014	B14MC020001		\$524.00	\$524.00
<b>Total</b>	<b>Total</b>			<b>\$1,991,334.00</b>	<b>\$891,628.38</b>	<b>\$891,628.38</b>

**Proposed Accomplishments**

Housing Units: 105

**Actual Accomplishments**

Number assisted:

	Owner		Renter		Total		Person	
	Total	Hispanic	Total	Hispanic	Total	Hispanic	Total	Hispanic
White:	0	0	0	0	0	0	0	0
Black/African American:	0	0	0	0	0	0	0	0
Asian:	0	0	0	0	0	0	0	0
American Indian/Alaskan Native:	0	0	0	0	0	0	0	0
Native Hawaiian/Other Pacific Islander:	0	0	0	0	0	0	0	0
American Indian/Alaskan Native & White:	0	0	0	0	0	0	0	0
Asian White:	0	0	0	0	0	0	0	0
Black/African American & White:	0	0	0	0	0	0	0	0
American Indian/Alaskan Native & Black/African American:	0	0	0	0	0	0	0	0
Other multi-racial:	0	0	0	0	0	0	0	0
Asian/Pacific Islander:	0	0	0	0	0	0	0	0
Hispanic:	0	0	0	0	0	0	0	0
<b>Total:</b>	<b>0</b>	<b>0</b>	<b>0</b>	<b>0</b>	<b>0</b>	<b>0</b>	<b>0</b>	<b>0</b>

Female-headed Households: 0

Income Category:

	Owner	Renter	Total	Person
Extremely Low	0	0	0	0
Low Mod	0	0	0	0
Moderate	0	0	0	0
Non Low Moderate	0	0	0	0
Total	0	0	0	0
Percent Low/Mod				

**Annual Accomplishments**

No data returned for this view. This might be because the applied filter excludes all data.



U.S. Department of Housing and Urban Development  
 Office of Community Planning and Development  
 Integrated Disbursement and Information System  
 CDBG Activity Summary Report (GPR) for Program Year 2015  
 ANCHORAGE

Date: 23-Feb-2016  
 Time: 14:31  
 Page: 1

**PGM Year:** 2013  
**Project:** 0006 - Mobile Home Repair Program - RurAL CAP  
**IDIS Activity:** 1163 - Mobile Home Repair Program

**Status:** Open  
**Location:** 5800 Mego St Anchorage, AK 99507-1816  
**Objective:** Provide decent affordable housing  
**Outcome:** Sustainability  
**Matrix Code:** Rehab; Single-Unit Residential (14A) **National Objective:** LMH

**Initial Funding Date:** 01/28/2015

**Description:**  
 The Mobile Home Repair Program provides up to \$20,000 of repair assistance to low-income mobile-home owner-residents. Eligible repairs consist of, but are not limited to, roofs, furnaces, hot-

	Fund Type	Grant Year	Grant	Funded Amount	Drawn In Program Year	Drawn Thru Program Year
CDBG	EN	Pre-2015		\$299,658.63	\$0.00	\$0.00
		2013	B13MC020001		\$188,232.31	\$188,232.31
		2014	B14MC020001		\$56,611.75	\$56,611.75
		2015	B15MC020001	\$273,211.00	\$0.00	\$0.00
	PI	Pre-2015		\$53,262.09	\$0.00	\$0.00
<b>Total</b>	<b>Total</b>			<b>\$626,129.72</b>	<b>\$244,844.06</b>	<b>\$244,844.06</b>

**Proposed Accomplishments**  
 Housing Units: 47

**Actual Accomplishments**

Number assisted:

	Owner		Renter		Total		Person	
	Total	Hispanic	Total	Hispanic	Total	Hispanic	Total	Hispanic
White:	4	0	0	0	4	0	0	0
Black/African American:	2	0	0	0	2	0	0	0
Asian:	5	0	0	0	5	0	0	0
American Indian/Alaskan Native:	0	0	0	0	0	0	0	0
Native Hawaiian/Other Pacific Islander:	0	0	0	0	0	0	0	0
American Indian/Alaskan Native & White:	1	0	0	0	1	0	0	0
Asian White:	0	0	0	0	0	0	0	0
Black/African American & White:	0	0	0	0	0	0	0	0
American Indian/Alaskan Native & Black/African American:	0	0	0	0	0	0	0	0
Other multi-racial:	1	1	0	0	1	1	0	0
Asian/Pacific Islander:	0	0	0	0	0	0	0	0
Hispanic:	0	0	0	0	0	0	0	0
<b>Total:</b>	<b>13</b>	<b>1</b>	<b>0</b>	<b>0</b>	<b>13</b>	<b>1</b>	<b>0</b>	<b>0</b>

Female-headed Households:

0 0 0

Income Category:

	Owner	Renter	Total	Person
Extremely Low	4	0	4	0
Low Mod	4	0	4	0
Moderate	5	0	5	0
Non Low Moderate	0	0	0	0
Total	13	0	13	0
Percent Low/Mod	100.0%		100.0%	

**Annual Accomplishments**

Years	Accomplishment Narrative	# Benefiting
2014		
2015		



U.S. Department of Housing and Urban Development  
 Office of Community Planning and Development  
 Integrated Disbursement and Information System  
 CDBG Activity Summary Report (GPR) for Program Year 2015  
 ANCHORAGE

Date: 23-Feb-2016  
 Time: 14:31  
 Page: 1

**PGM Year:** 2014  
**Project:** 0010 - Mobile Home Repair Program - RurAL CAP  
**IDIS Activity:** 1170 - Mobile Home Repair Program

**Status:** Open  
**Location:** 1001 Boniface Pkwy Spc 8L Anchorage, AK 99504-1673  
**Objective:** Provide decent affordable housing  
**Outcome:** Sustainability  
**Matrix Code:** Rehab; Single-Unit Residential (14A) **National Objective:** LMH

**Initial Funding Date:** 01/22/2015

**Description:**

The Mobile Home Repair Program provides rehabilitation services to low-income mobile-home owners throughout the Municipality of Anchorage. Services include, but are not limited to, EPDM

**Financing**

No data returned for this view. This might be because the applied filter excludes all data.

**Proposed Accomplishments**

Housing Units: 47

**Actual Accomplishments**

*Number assisted:*

	Owner		Renter		Total		Person	
	Total	Hispanic	Total	Hispanic	Total	Hispanic	Total	Hispanic
White:	0	0	0	0	0	0	0	0
Black/African American:	1	0	0	0	1	0	0	0
Asian:	3	0	0	0	3	0	0	0
American Indian/Alaskan Native:	0	0	0	0	0	0	0	0
Native Hawaiian/Other Pacific Islander:	0	0	0	0	0	0	0	0
American Indian/Alaskan Native & White:	0	0	0	0	0	0	0	0
Asian White:	0	0	0	0	0	0	0	0
Black/African American & White:	0	0	0	0	0	0	0	0
American Indian/Alaskan Native & Black/African American:	0	0	0	0	0	0	0	0
Other multi-racial:	0	0	0	0	0	0	0	0
Asian/Pacific Islander:	0	0	0	0	0	0	0	0
Hispanic:	0	0	0	0	0	0	0	0
<b>Total:</b>	<b>4</b>	<b>0</b>	<b>0</b>	<b>0</b>	<b>4</b>	<b>0</b>	<b>0</b>	<b>0</b>

Female-headed Households: 0

*Income Category:*

	Owner	Renter	Total	Person
Extremely Low	1	0	1	0
Low Mod	1	0	1	0
Moderate	2	0	2	0
Non Low Moderate	0	0	0	0
Total	4	0	4	0
Percent Low/Mod	100.0%		100.0%	

**Annual Accomplishments**

Years	Accomplishment Narrative	# Benefiting
2014	The program began in 2014. Technical issues had to be solved before housing could be assisted. Results for 2014 were 3 mobile homes rehabilitated.	
2015		



U.S. Department of Housing and Urban Development  
 Office of Community Planning and Development  
 Integrated Disbursement and Information System  
 CDBG Activity Summary Report (GPR) for Program Year 2015  
 ANCHORAGE

Date: 23-Feb-2016  
 Time: 14:31  
 Page: 1

**PGM Year:** 2012  
**Project:** 0013 - 2012 CDBG Covenant House Youth Street Outreach  
**IDIS Activity:** 1171 - 2012 Covenant House Youth Outreach PS

Status: Completed 2/9/2016 12:00:00 AM Objective: Create suitable living environments  
 Location: 609 F St 609 F Street Anchorage, AK 99501-3533 Outcome: Sustainability  
 Matrix Code: Public Services (General) (05) National Objective: LMC

**Initial Funding Date:** 01/28/2015

**Description:**  
 Homeless youth are a growing problem in Alaska and nationally. Youth seek emergency shelter to get away from abusive and disruptive family conditions, financial problems and or housing

**Financing**

	Fund Type	Grant Year	Grant	Funded Amount	Drawn In Program Year	Drawn Thru Program Year
CDBG	EN	Pre-2015		\$20,000.00	\$0.00	\$0.00
		2013	B13MC020001		\$20,000.00	\$20,000.00
<b>Total</b>	<b>Total</b>			<b>\$20,000.00</b>	<b>\$20,000.00</b>	<b>\$20,000.00</b>

**Proposed Accomplishments**

People (General) : 500

**Actual Accomplishments**

Number assisted:

	Owner		Renter		Total		Person	
	Total	Hispanic	Total	Hispanic	Total	Hispanic	Total	Hispanic
White:	0	0	0	0	0	0	107	3
Black/African American:	0	0	0	0	0	0	34	1
Asian:	0	0	0	0	0	0	0	0
American Indian/Alaskan Native:	0	0	0	0	0	0	179	1
Native Hawaiian/Other Pacific Islander:	0	0	0	0	0	0	10	0
American Indian/Alaskan Native & White:	0	0	0	0	0	0	0	0
Asian White:	0	0	0	0	0	0	4	0
Black/African American & White:	0	0	0	0	0	0	0	0
American Indian/Alaskan Native & Black/African American:	0	0	0	0	0	0	0	0
Other multi-racial:	0	0	0	0	0	0	64	16
Asian/Pacific Islander:	0	0	0	0	0	0	0	0
Hispanic:	0	0	0	0	0	0	0	0
<b>Total:</b>	<b>0</b>	<b>0</b>	<b>0</b>	<b>0</b>	<b>0</b>	<b>0</b>	<b>398</b>	<b>21</b>

Female-headed Households:

Total	0
-------	---

Income Category:

	Owner	Renter	Total	Person
Extremely Low	0	0	0	390
Low Mod	0	0	0	6
Moderate	0	0	0	2
Non Low Moderate	0	0	0	0
Total	0	0	0	398
Percent Low/Mod				100.0%

**Annual Accomplishments**

Years	Accomplishment Narrative	# Benefiting
2014	Covenant House Street Outreach team will contact 500 homeless youth on the streets from 7/1/14 to 12/31/14. Youth met on street will receive outreach	



U.S. Department of Housing and Urban Development  
 Office of Community Planning and Development  
 Integrated Disbursement and Information System  
 CDBG Activity Summary Report (GPR) for Program Year 2015  
 ANCHORAGE

Date: 23-Feb-2016  
 Time: 14:31  
 Page: 1

**PGM Year:** 2014  
**Project:** 0004 - 2014 CDBG Public Services  
**IDIS Activity:** 1176 - 2014 ACMHS Pathways to Recovery

Status: Open Objective: Create suitable living environments  
 Location: 4020 Folker St Anchorage, AK 99508-5321 Outcome: Sustainability  
 Matrix Code: Public Services (General) (05) National Objective: LMC

**Initial Funding Date:** 05/11/2015

**Description:**

As per 24 CFR 570.201(e), the project will provide outreach, engagement, intervention, case management and housing services to homeless individuals with chronic alcoholism and other related

**Financing**

	Fund Type	Grant Year	Grant	Funded Amount	Drawn In Program Year	Drawn Thru Program Year
CDBG	EN	Pre-2015		\$66,496.00	\$0.00	\$0.00
		2013	B13MC020001		\$18,238.08	\$18,238.08
		2014	B14MC020001		\$17,952.63	\$17,952.63
<b>Total</b>	<b>Total</b>			<b>\$66,496.00</b>	<b>\$36,190.71</b>	<b>\$36,190.71</b>

**Proposed Accomplishments**

People (General): 30

**Actual Accomplishments**

*Number assisted:*

	Owner		Renter		Total		Person	
	Total	Hispanic	Total	Hispanic	Total	Hispanic	Total	Hispanic
White:	0	0	0	0	0	0	10	0
Black/African American:	0	0	0	0	0	0	1	0
Asian:	0	0	0	0	0	0	0	0
American Indian/Alaskan Native:	0	0	0	0	0	0	11	0
Native Hawaiian/Other Pacific Islander:	0	0	0	0	0	0	2	0
American Indian/Alaskan Native & White:	0	0	0	0	0	0	0	0
Asian White:	0	0	0	0	0	0	1	0
Black/African American & White:	0	0	0	0	0	0	1	0
American Indian/Alaskan Native & Black/African American:	0	0	0	0	0	0	0	0
Other multi-racial:	0	0	0	0	0	0	0	0
Asian/Pacific Islander:	0	0	0	0	0	0	0	0
Hispanic:	0	0	0	0	0	0	0	0
<b>Total:</b>	<b>0</b>	<b>0</b>	<b>0</b>	<b>0</b>	<b>0</b>	<b>0</b>	<b>26</b>	<b>0</b>

Female-headed Households: 0

*Income Category:*

	Owner	Renter	Total	Person
Extremely Low	0	0	0	26
Low Mod	0	0	0	0
Moderate	0	0	0	0
Non Low Moderate	0	0	0	0
Total	0	0	0	26
Percent Low/Mod				100.0%

**Annual Accomplishments**

Years	Accomplishment Narrative	# Benefiting
2014		



U.S. Department of Housing and Urban Development  
 Office of Community Planning and Development  
 Integrated Disbursement and Information System  
 CDBG Activity Summary Report (GPR) for Program Year 2015  
 ANCHORAGE

Date: 23-Feb-2016  
 Time: 14:31  
 Page: 1

**PGM Year:** 2014  
**Project:** 0004 - 2014 CDBG Public Services  
**IDIS Activity:** 1177 - 2014 CPS Alaska Legal Services

**Status:** Open **Objective:** Create suitable living environments  
**Location:** 1016 W 6th Ave Ste 200 Anchorage, AK 99501-1963 **Outcome:** Availability/accessibility  
**Matrix Code:** Legal Services (05C) **National Objective:** LMC

**Initial Funding Date:** 08/07/2015

**Description:**  
 As per 24 CFR 570.201(e), project provides direct legal assistance to 165 homeless household with children to retain housing. Services provide legal assistance to homeless and at risk of

**Financing**

	Fund Type	Grant Year	Grant	Funded Amount	Drawn In Program Year	Drawn Thru Program Year
CDBG	EN	Pre-2015		\$86,984.40	\$0.00	\$0.00
		2013	B13MC020001		\$19,724.00	\$19,724.00
		2014	B14MC020001		\$19,605.00	\$19,605.00
<b>Total</b>	<b>Total</b>			<b>\$86,984.40</b>	<b>\$39,329.00</b>	<b>\$39,329.00</b>

**Proposed Accomplishments**

People (General) : 200

**Actual Accomplishments**

Number assisted:	Owner		Renter		Total		Person	
	Total	Hispanic	Total	Hispanic	Total	Hispanic	Total	Hispanic
White:	0	0	0	0	0	0	114	13
Black/African American:	0	0	0	0	0	0	54	0
Asian:	0	0	0	0	0	0	24	0
American Indian/Alaskan Native:	0	0	0	0	0	0	102	0
Native Hawaiian/Other Pacific Islander:	0	0	0	0	0	0	18	0
American Indian/Alaskan Native & White:	0	0	0	0	0	0	0	0
Asian White:	0	0	0	0	0	0	0	0
Black/African American & White:	0	0	0	0	0	0	0	0
American Indian/Alaskan Native & Black/African American:	0	0	0	0	0	0	0	0
Other multi-racial:	0	0	0	0	0	0	5	0
Asian/Pacific Islander:	0	0	0	0	0	0	0	0
Hispanic:	0	0	0	0	0	0	0	0
<b>Total:</b>	<b>0</b>	<b>0</b>	<b>0</b>	<b>0</b>	<b>0</b>	<b>0</b>	<b>317</b>	<b>13</b>

Female-headed Households: 0

*Income Category:*

	Owner	Renter	Total	Person
Extremely Low	0	0	0	234
Low Mod	0	0	0	79
Moderate	0	0	0	4
Non Low Moderate	0	0	0	0
Total	0	0	0	317
Percent Low/Mod				100.0%

**Annual Accomplishments**

Years	Accomplishment Narrative	# Benefiting
2014		





U.S. Department of Housing and Urban Development  
 Office of Community Planning and Development  
 Integrated Disbursement and Information System  
 CDBG Activity Summary Report (GPR) for Program Year 2015  
 ANCHORAGE

Date: 23-Feb-2016  
 Time: 14:31  
 Page: 1

**PGM Year:** 2014  
**Project:** 0004 - 2014 CDBG Public Services  
**IDIS Activity:** 1178 - 2014 PS CSS BFS Emergency Overflow

**Status:** Open  
**Location:** 1021 E 3rd Ave Anchorage, AK 99501-6102  
**Objective:** Create suitable living environments  
**Outcome:** Availability/accessibility  
**Matrix Code:** Public Services (General) (05) **National Objective:** LMC

**Initial Funding Date:** 05/11/2015

**Description:**  
 As per 24 CFR 570.201(e), provide temporary, emergency shelter for 500 men and women. The is a safety net program to provide temporary shelter at Beans Cafe using Brother Francis Shelter

**Financing**

	Fund Type	Grant Year	Grant	Funded Amount	Drawn In Program Year	Drawn Thru Program Year
CDBG	EN	Pre-2015		\$20,087.60	\$0.00	\$0.00
		2014	B14MC020001		\$0.00	\$0.00
	PI	Pre-2015		\$8,537.40	\$0.00	\$0.00
<b>Total</b>	<b>Total</b>			<b>\$28,625.00</b>	<b>\$0.00</b>	<b>\$0.00</b>

**Proposed Accomplishments**

People (General): 500

**Actual Accomplishments**

Number assisted:	Owner		Renter		Total		Person	
	Total	Hispanic	Total	Hispanic	Total	Hispanic	Total	Hispanic
White:	0	0	0	0	0	0	105	0
Black/African American:	0	0	0	0	0	0	32	0
Asian:	0	0	0	0	0	0	1	0
American Indian/Alaskan Native:	0	0	0	0	0	0	8	0
Native Hawaiian/Other Pacific Islander:	0	0	0	0	0	0	3	0
American Indian/Alaskan Native & White:	0	0	0	0	0	0	188	0
Asian White:	0	0	0	0	0	0	1	0
Black/African American & White:	0	0	0	0	0	0	3	0
American Indian/Alaskan Native & Black/African American:	0	0	0	0	0	0	1	0
Other multi-racial:	0	0	0	0	0	0	80	11
Asian/Pacific Islander:	0	0	0	0	0	0	0	0
Hispanic:	0	0	0	0	0	0	0	0
<b>Total:</b>	<b>0</b>	<b>0</b>	<b>0</b>	<b>0</b>	<b>0</b>	<b>0</b>	<b>422</b>	<b>11</b>

Female-headed Households: 0

*Income Category:*

	Owner	Renter	Total	Person
Extremely Low	0	0	0	422
Low Mod	0	0	0	0
Moderate	0	0	0	0
Non Low Moderate	0	0	0	0
Total	0	0	0	422
Percent Low/Mod				100.0%

**Annual Accomplishments**

Years	Accomplishment Narrative	# Benefiting
2014		



U.S. Department of Housing and Urban Development  
 Office of Community Planning and Development  
 Integrated Disbursement and Information System  
 CDBG Activity Summary Report (GPR) for Program Year 2015  
 ANCHORAGE

Date: 23-Feb-2016  
 Time: 14:31  
 Page: 1

**PGM Year:** 2014  
**Project:** 0004 - 2014 CDBG Public Services  
**IDIS Activity:** 1179 - 2014 RurAL CAP Housing First

Status: Open Objective: Create suitable living environments  
 Location: 731 E 8th Ave Anchorage, AK 99501-3772 Outcome: Sustainability  
 Matrix Code: Public Services (General) (05) National Objective: LMC

**Initial Funding Date:** 08/07/2015

**Description:**  
 Services for the homeless who are chronic alcoholics with several disabilities.

**Financing**

	Fund Type	Grant Year	Grant	Funded Amount	Drawn In Program Year	Drawn Thru Program Year
CDBG	EN	Pre-2015		\$70,680.70	\$0.00	\$0.00
		2013 B13MC020001			\$26,007.00	\$26,007.00
		2014 B14MC020001			\$12,851.00	\$12,851.00
	PI	Pre-2015		\$879.30	\$0.00	\$0.00
<b>Total</b>	<b>Total</b>			<b>\$71,560.00</b>	<b>\$38,858.00</b>	<b>\$38,858.00</b>

**Proposed Accomplishments**

People (General): 10

**Actual Accomplishments**

Number assisted:	Owner		Renter		Total		Person	
	Total	Hispanic	Total	Hispanic	Total	Hispanic	Total	Hispanic
White:	0	0	0	0	0	0	4	0
Black/African American:	0	0	0	0	0	0	1	0
Asian:	0	0	0	0	0	0	0	0
American Indian/Alaskan Native:	0	0	0	0	0	0	3	0
Native Hawaiian/Other Pacific Islander:	0	0	0	0	0	0	0	0
American Indian/Alaskan Native & White:	0	0	0	0	0	0	0	0
Asian White:	0	0	0	0	0	0	0	0
Black/African American & White:	0	0	0	0	0	0	1	0
American Indian/Alaskan Native & Black/African American:	0	0	0	0	0	0	0	0
Other multi-racial:	0	0	0	0	0	0	0	0
Asian/Pacific Islander:	0	0	0	0	0	0	0	0
Hispanic:	0	0	0	0	0	0	0	0
<b>Total:</b>	<b>0</b>	<b>0</b>	<b>0</b>	<b>0</b>	<b>0</b>	<b>0</b>	<b>9</b>	<b>0</b>

Female-headed Households: 0

Income Category:

	Owner	Renter	Total	Person
Extremely Low	0	0	0	9
Low Mod	0	0	0	0
Moderate	0	0	0	0
Non Low Moderate	0	0	0	0
Total	0	0	0	9
Percent Low/Mod				100.0%

**Annual Accomplishments**

Years	Accomplishment Narrative	# Benefiting
2014		





U.S. Department of Housing and Urban Development  
 Office of Community Planning and Development  
 Integrated Disbursement and Information System  
 CDBG Activity Summary Report (GPR) for Program Year 2015  
 ANCHORAGE

Date: 23-Feb-2016  
 Time: 14:31  
 Page: 1

**PGM Year:** 2012  
**Project:** 0007 - 2012 CDBG Public Services  
**IDIS Activity:** 1180 - AYA/ACMHS Street Outreach

Status: Completed 10/5/2015 12:00:00 AM Objective: Create suitable living environments  
 Location: 4020 Folker St Anchorage, AK 99508-5321 Outcome: Sustainability  
 Matrix Code: Youth Services (05D) National Objective: LMC

**Initial Funding Date:** 07/28/2015

**Description:**  
 Alaska Youth Advocates reaches out to homeless youth, offering a caring environment and information that can help them make good decisions in their lives. AYA partners with other

**Financing**

	Fund Type	Grant Year	Grant	Funded Amount	Drawn In Program Year	Drawn Thru Program Year
CDBG	EN	Pre-2015		\$20,000.00	\$0.00	\$0.00
		2013	B13MC020001		\$20,000.00	\$20,000.00
<b>Total</b>	<b>Total</b>			<b>\$20,000.00</b>	<b>\$20,000.00</b>	<b>\$20,000.00</b>

**Proposed Accomplishments**

People (General): 20

**Actual Accomplishments**

Number assisted:	Owner		Renter		Total		Person	
	Total	Hispanic	Total	Hispanic	Total	Hispanic	Total	Hispanic
White:	0	0	0	0	0	0	7	0
Black/African American:	0	0	0	0	0	0	0	0
Asian:	0	0	0	0	0	0	0	0
American Indian/Alaskan Native:	0	0	0	0	0	0	4	0
Native Hawaiian/Other Pacific Islander:	0	0	0	0	0	0	0	0
American Indian/Alaskan Native & White:	0	0	0	0	0	0	5	0
Asian White:	0	0	0	0	0	0	0	0
Black/African American & White:	0	0	0	0	0	0	2	0
American Indian/Alaskan Native & Black/African American:	0	0	0	0	0	0	0	0
Other multi-racial:	0	0	0	0	0	0	0	0
Asian/Pacific Islander:	0	0	0	0	0	0	0	0
Hispanic:	0	0	0	0	0	0	0	0
<b>Total:</b>	<b>0</b>	<b>0</b>	<b>0</b>	<b>0</b>	<b>0</b>	<b>0</b>	<b>18</b>	<b>0</b>
Female-headed Households:	0		0		0			
<i>Income Category:</i>								
Extremely Low	0	0	0				16	
Low Mod	0	0	0				0	
Moderate	0	0	0				0	
Non Low Moderate	0	0	0				2	
Total	0	0	0				18	
Percent Low/Mod							88.9%	

**Annual Accomplishments**

Years	Accomplishment Narrative	# Benefiting
2014	From 10/1/2014 thru 3/31/15 Street Outreach Workers made contact with 3,780 youth through the drop in center and street outreach. Contacts lead to	



U.S. Department of Housing and Urban Development  
 Office of Community Planning and Development  
 Integrated Disbursement and Information System  
 CDBG Activity Summary Report (GPR) for Program Year 2015  
 ANCHORAGE

Date: 23-Feb-2016  
 Time: 14:31  
 Page: 1

**PGM Year:** 2015  
**Project:** 0003 - CDBG Administration, Planning, and Grant Management  
**IDIS Activity:** 1182 - 2015 CDBG Administration

**Status:** Completed 1/26/2016 12:00:00 AM  
**Location:** .  
**Objective:**  
**Outcome:**  
**Matrix Code:** General Program Administration (21A) **National Objective:**

**Initial Funding Date:** 08/12/2015

**Description:**  
 2015 CDBG Administration, Planning and Grant Management services. Entitlement funds are limited to 20% of the CDBG. Entitlement for program year (24CFR 570.205 & 206).

**Financing**

	Fund Type	Grant Year	Grant	Funded Amount	Drawn In Program Year	Drawn Thru Program Year
CDBG	EN	2015	B15MC020001	\$322,724.00	\$322,724.00	\$322,724.00
<b>Total</b>	<b>Total</b>			<b>\$322,724.00</b>	<b>\$322,724.00</b>	<b>\$322,724.00</b>

**Proposed Accomplishments**

**Actual Accomplishments**

*Number assisted:*

	Owner		Renter		Total		Person	
	Total	Hispanic	Total	Hispanic	Total	Hispanic	Total	Hispanic
White:					0	0		
Black/African American:					0	0		
Asian:					0	0		
American Indian/Alaskan Native:					0	0		
Native Hawaiian/Other Pacific Islander:					0	0		
American Indian/Alaskan Native & White:					0	0		
Asian White:					0	0		
Black/African American & White:					0	0		
American Indian/Alaskan Native & Black/African American:					0	0		
Other multi-racial:					0	0		
Asian/Pacific Islander:					0	0		
Hispanic:					0	0		
<b>Total:</b>	<b>0</b>	<b>0</b>	<b>0</b>	<b>0</b>	<b>0</b>	<b>0</b>	<b>0</b>	<b>0</b>

Female-headed Households: 0

*Income Category:*

	Owner	Renter	Total	Person
Extremely Low			0	
Low Mod			0	
Moderate			0	
Non Low Moderate			0	
Total	0	0	0	0
Percent Low/Mod				

**Annual Accomplishments**

No data returned for this view. This might be because the applied filter excludes all data.

**Total Funded Amount:** \$19,192,183.06  
**Total Drawn Thru Program Year:** \$17,310,977.44  
**Total Drawn In Program Year:** \$2,252,927.56

PR03 - ANCHORAGE

Page: 1 of 1

# Appendix 3 – PR 06 Summary of Consolidated Plan Projects

PR06 - Summary of Consolidated Plan Projects for Report Year

Page by:  
Grantee: ANCHORAGE

Plan Year	IDIS Project	Project Title and Description	Program	Metrics	Project Estimate	Committed Amount	Amount Drawn Thru Report Year	Amount Available to Draw	Amount Drawn in Report Year
2015	1	CHDO Rental Development - Housing for Homeless Veterans and Families	CDBG		\$42,173.00	\$0.00	\$0.00	\$0.00	\$0.00
		Housing for Homeless Veterans and Families, Grantee unknown at this time - An application for a CHDO Rental Development Project to solicit grantees will be issued in 2015 and will include an occupancy preference for homeless veterans and their families. This funding opportunity is being made available to facilitate Mayor Sullivan's pledge to end homelessness for veterans by 2015 and is consistent with the goals and objectives of the federal report: Opening Doors: Federal Strategic Plan to Prevent and End Homelessness. 2015 HOME, \$478,465 for project cost and \$30,000 for Project Delivery Costs by the MOA. Total 2015 funding \$508,465. 2014 AP HOME \$6,306 for project costs. 2015 CDBG \$42,173 Total cost \$556,944.							
2015	1	CHDO Rental Development - Housing for Homeless Veterans and Families	HOME		\$508,465.00	\$0.00	\$0.00	\$0.00	\$0.00
		Housing for Homeless Veterans and Families, Grantee unknown at this time - An application for a CHDO Rental Development Project to solicit grantees will be issued in 2015 and will include an occupancy preference for homeless veterans and their families. This funding opportunity is being made available to facilitate Mayor Sullivan's pledge to end homelessness for veterans by 2015 and is consistent with the goals and objectives of the federal report: Opening Doors: Federal Strategic Plan to Prevent and End Homelessness. 2015 HOME, \$478,465 for project cost and \$30,000 for Project Delivery Costs by the MOA. Total 2015 funding \$508,465. 2014 AP HOME \$6,306 for project costs. 2015 CDBG \$42,173 Total cost \$556,944.							
2015	2	HOME Administration, Planning, and Grant Management	HOME		\$56,496.00	\$56,496.00	\$0.00	\$56,496.00	\$0.00
		Up to 10 percent of all new HOME funds, including program income, may be used for administration, planning, and grant management. These funds will be used for general management of HOME projects and programs including the drafting the Action Plan and CAPER, executing procurement processes including Application/RFP procedures and drafting written agreements, and general office expenses. Funds will also support the monitoring subrecipient agreements, recordkeeping and budgets, and assuring all federal and local guidelines are met, including eligibility under HUD national objectives, Davis Bacon labor requirements, environmental reviews, fair housing and affirmative marketing. FY 2015, HOME Administration, Planning, and Grant Management costs were allocated at 10% of the HOME Entitlement formula allocation plus 10% of any program income funds received. 2015 HOME: \$93,046 and \$3,450 in program income for a total \$56,496. 2014 HOME: \$701. Admin total \$57,197.							
2015	3	CDBG Administration, Planning, and Grant Management	CDBG		\$322,724.00	\$322,724.00	\$322,724.00	\$0.00	\$322,724.00
		Grant management, planning, and technical assistance to carry out CDBG, HOME and selected other activities. Several planning, technical assistance and grant management activities have been identified for 2015 and include the following: A. General management of the CDBG and HOME projects and programs, including the drafting of the Action Plan and CAPER, executing procurement processes including RFP procedures and drafting written agreements B. Monitoring subrecipient agreements, recordkeeping and budgets, and assuring all federal and local guidelines are met, including eligibility under HUD national objectives, Davis Bacon labor requirements, environmental reviews, fair housing and affirmative marketing C. Environmental reviews for projects initiated and funded by HUD (other than CDBG, HOME or ESG projects) D. Assist in the development of planning strategies and community development planning efforts with other services, including AHFC. Makes recommendations to the HAND Commission related to long and short term housing community development strategies to affect revitalization of lower income risk neighborhoods. E. Program evaluations F. Direct Departmental operational costs and indirect costs as determined by the Intra-governmental Chargeback System FY 2015, CDBG Administration, Planning, and Grant Management costs were allocated at 20% of the CDBG Entitlement allocation.							
2015	4	CDBG 2015 Public Services	CDBG		\$242,043.00	\$0.00	\$0.00	\$0.00	\$0.00
		TBD - The FY 2015 CDBG Public Services obligated funding must not exceed 15% of the annual CDBG grant allocation.							
2015	5	ESG15 Anchorage	HESG		\$150,740.00	\$79,583.00	\$13,115.65	\$66,467.35	\$13,115.65
		Homeless Prevention activities and Rapid re-housing (rental and utility assistance). 2015 ESG \$150,740: Homeless Prevention - \$75,030, Rapid Re-housing - \$64,404, & Administration - \$11,306 2014 \$143,987: Homeless Prevention - \$70,104, Rapid Re-housing - \$63,084, & Administration - \$10,799 2013 Emergency Shelter Operations \$26,232, this is the second year option.							

Page by:  
Grantee: ANCHORAGE

Plan Year	IDIS Project	Project Title and Description	Program	Metrics	Project Estimate	Committed Amount	Amount Drawn Thru Report Year	Amount Available to Draw	Amount Drawn in Report Year
2015	6	Mobile Home Repair Program - Rural CAP	CDBG		\$273,212.00	\$0.00	\$0.00	\$0.00	\$0.00
<p>This project was funded in the 2013 AP \$200,000 of CDBG funds for project cost and \$15,000 for MOA Project Delivery Costs. In the 2014 AP an additional \$50,000 of 2012 CDBG funds and \$150,000 2013 CDBG funds were programmed for a total of \$400,000 for project cost and \$15,000 for MOA Project Delivery Costs. (In 2014 there was a decrease in the anticipated HUD CDBG funding. MHRP 2014 CDBG award decreased to \$97,168, with \$50,000 of reprogrammed funding and the difference of \$52,832 from the cancelled Rural CAP CDC parking lot acquisition funding.)</p> <p>The 2015 AP allocates \$258,211 for project cost and \$15,000 for MOA Project Delivery Costs. \$19,620 of 2009 CDBG and \$122,169 of 2013 CDBG are also added to the project cost for a total of \$400,000. This brings the total for all funding to \$800,000 for project cost and \$30,000 for MOA Project Delivery Costs. This Mobile Home Repair Program is administered by Rural CAP and assists low-income families who own and occupy a mobile home built after 1978 in need of minor repairs. This assistance is in the form of a one-time grant of up to \$20,000. Funds are primarily used for EPDM roof covering, heating system replacement, hot water tank replacement, and mobile home leveling and skirting. This program will renovate owner-occupied mobile homes located in mobile home parks or installed on individual lots throughout the MOA. Mobile homes comprise an important element of the affordable housing stock in the MOA. However, most of mobile homes are aging and deferred maintenance issues contribute to further deterioration of these units. The MOA developed the Mobile Home Repair Program to focus on repairs of aging mobile homes in order to preserve a portion of this affordable housing stock; Rural CAP began delivering the program in 2014.</p> <p>2015 CDBG: \$273,212 2014 CDBG: \$ 97,168 2013 CDBG: \$390,000 2012 CDBG: \$ 50,000 2009 CDBG: \$ 19,620</p> <p>Total CDBG: \$630,000 \$30,000 of total is for Project Delivery Costs.</p>			CDBG						
2015	7	2015 Activity/Project	CDBG		\$30,000.00	\$0.00	\$0.00	\$0.00	\$0.00
Project oversight costs on Rural Cap Safe Harbor Project \$30,000									

# Appendix 4 – PR 23 CDBG Summary of Accomplishments



U.S. Department of Housing and Urban Development  
 Office of Community Planning and Development  
 Integrated Disbursement and Information System  
 CDBG Summary of Accomplishments  
 Program Year: 2015

DATE: 02-23-16  
 TIME: 14:43  
 PAGE: 1

ANCHORAGE

Count of CDBG Activities with Disbursements by Activity Group & Matrix Code

Activity Group	Activity Category	Open Count	Open Activities Disbursed	Completed Count	Completed Activities Disbursed	Program Year Count	Total Activities Disbursed
		Acquisition	Acquisition of Real Property (01)	2	\$0.00	1	\$17,500.00
	<b>Total Acquisition</b>	<b>2</b>	<b>\$0.00</b>	<b>1</b>	<b>\$17,500.00</b>	<b>3</b>	<b>\$17,500.00</b>
Housing	Rehab; Single-Unit Residential (14A)	3	\$512,650.03	0	\$0.00	3	\$512,650.03
	Rehab; Multi-Unit Residential (14B)	1	\$891,628.38	0	\$0.00	1	\$891,628.38
	<b>Total Housing</b>	<b>4</b>	<b>\$1,404,278.41</b>	<b>0</b>	<b>\$0.00</b>	<b>4</b>	<b>\$1,404,278.41</b>
Public Facilities and Improvements	Public Facilities and Improvement	1	\$0.00	1	\$19,018.34	2	\$19,018.34
	Homeless Facilities (not operating costs)	1	\$23,280.00	0	\$0.00	1	\$23,280.00
	Parks, Recreational Facilities (03F)	0	\$0.00	1	\$0.00	1	\$0.00
	<b>Total Public Facilities and Improvements</b>	<b>2</b>	<b>\$23,280.00</b>	<b>2</b>	<b>\$19,018.34</b>	<b>4</b>	<b>\$42,298.34</b>
Public Services	Public Services (General) (05)	3	\$75,048.71	4	\$114,600.56	7	\$189,649.27
	Legal Services (05C)	1	\$39,329.00	1	\$49,181.00	2	\$88,510.00
	Youth Services (05D)	0	\$0.00	1	\$20,000.00	1	\$20,000.00
	<b>Total Public Services</b>	<b>4</b>	<b>\$114,377.71</b>	<b>6</b>	<b>\$183,781.56</b>	<b>10</b>	<b>\$298,159.27</b>
General Administration and Planning	General Program Administration (21A)	1	\$0.00	7	\$490,691.54	8	\$490,691.54
	<b>Total General Administration and Planning</b>	<b>1</b>	<b>\$0.00</b>	<b>7</b>	<b>\$490,691.54</b>	<b>8</b>	<b>\$490,691.54</b>
<b>Grand Total</b>		<b>13</b>	<b>\$1,541,936.12</b>	<b>16</b>	<b>\$710,991.44</b>	<b>29</b>	<b>\$2,252,927.56</b>

CDBG Sum of Actual Accomplishments by Activity Group and Accomplishment Type

Activity Group	Matrix Code	Accomplishment Type	Open Count	Completed Count	Program Year Totals
			Acquisition	Acquisition of Real Property (01)	Persons
		Housing Units	0	0	0
		Public Facilities	0	511	511
	<b>Total Acquisition</b>		<b>0</b>	<b>511</b>	<b>511</b>
Housing	Rehab; Single-Unit Residential (14A)	Housing Units	95	0	95
	Rehab; Multi-Unit Residential (14B)	Housing Units	0	0	0
	<b>Total Housing</b>		<b>95</b>	<b>0</b>	<b>95</b>
Public Facilities and Improvements	Public Facilities and Improvement (General) (03)	Persons	0	3,288	3,288
	Homeless Facilities (not operating costs) (03C)	Public Facilities	983	0	983
	Parks, Recreational Facilities (03F)	Public Facilities	0	12,904	12,904
	<b>Total Public Facilities and Improvements</b>		<b>983</b>	<b>16,192</b>	<b>17,175</b>
Public Services	Public Services (General) (05)	Persons	457	2,084	2,541
	Legal Services (05C)	Persons	317	420	737
	Youth Services (05D)	Persons	0	18	18
	<b>Total Public Services</b>		<b>774</b>	<b>2,522</b>	<b>3,296</b>
<b>Grand Total</b>			<b>1,852</b>	<b>19,225</b>	<b>21,077</b>



CDBG Beneficiaries by Racial / Ethnic Category					
Housing-Non Housing	Race	Total Persons	Total Hispanic Persons	Total Households	Total Hispanic Households
Housing	White	0	0	52	5
	Black/African American	0	0	9	0
	Asian	0	0	20	0
	American Indian/Alaskan Native	0	0	7	0
	Native Hawaiian/Other Pacific Islander	0	0	4	0
	American Indian/Alaskan Native & White	0	0	1	0
	Asian & White	0	0	1	0
	Other multi-racial	0	0	1	1
	<b>Total Housing</b>		<b>0</b>	<b>0</b>	<b>95</b>
Non Housing	White	1,919	##	0	0
	Black/African American	522	1	0	0
	Asian	77	0	0	0
	American Indian/Alaskan Native	4,298	2	0	0
	Native Hawaiian/Other Pacific Islander	102	0	0	0
	American Indian/Alaskan Native & White	221	0	0	0
	Asian & White	7	0	0	0
	Black/African American & White	13	0	0	0
	Amer. Indian/Alaskan Native & Black/African	18	0	0	0
Other multi-racial	901	55	0	0	
<b>Total Non Housing</b>		<b>8,078</b>	<b>169</b>	<b>0</b>	<b>0</b>
Grand Total	White	1,919	##	52	5
	Black/African American	522	1	9	0
	Asian	77	0	20	0
	American Indian/Alaskan Native	4,298	2	7	0
	Native Hawaiian/Other Pacific Islander	102	0	4	0
	American Indian/Alaskan Native & White	221	0	1	0
	Asian & White	7	0	1	0
	Black/African American & White	13	0	0	0
	Amer. Indian/Alaskan Native & Black/African	18	0	0	0
Other multi-racial	901	55	1	1	
<b>Total Grand Total</b>		<b>8,078</b>	<b>169</b>	<b>95</b>	<b>6</b>

CDBG Beneficiaries by Income Category				
Income Levels	Owner Occupied		Renter Occupied	Persons
	Housing			
Extremely Low (<=30%)	11		0	0
Low (>30% and <=50%)	7		0	0
Mod (>50% and <=80%)	11		0	0
Total Low-Mod	29		0	0
Non Low-Mod (>80%)	0		0	0
Total Beneficiaries	29		0	0

## Appendix 5 – PR 06 Summary of HOME Accomplishments



U.S. Department of Housing and Urban Development  
 Office of Community Planning and Development  
 Integrated Disbursement and Information System  
 HOME Summary of Accomplishments  
 Program Year: 2015

DATE: 02-23-16  
 TIME: 14:45  
 PAGE: 1

### ANCHORAGE

#### Home Disbursements and Unit Completions

Activity Type	Disbursed Amount	Units Completed	Units Occupied
First Time Homebuyers	\$1,000.00	9	9
Total, Homebuyers and	\$1,000.00	9	9
<b>Grand Total</b>	<b>\$1,000.00</b>	<b>9</b>	<b>9</b>

#### Home Unit Completions by Percent of Area Median Income

Activity Type	Units Completed			
	51% - 60%	61% - 80%	Total 0% - 60%	Total 0% - 80%
First Time Homebuyers	3	6	3	9
Total, Homebuyers and Homeowners	3	6	3	9
<b>Grand Total</b>	<b>3</b>	<b>6</b>	<b>3</b>	<b>9</b>

#### Home Unit Reported As Vacant

Activity Type	Reported as Vacant
First Time Homebuyers	0
Total, Homebuyers and Homeowners	0
<b>Grand Total</b>	<b>0</b>

#### Home Unit Completions by Racial / Ethnic Category

	First Time Homebuyers		Grand Total	
	Units	Units	Units	Units
White	8	1	8	1
American Indian/Alaskan Native	1	0	1	0
<b>Total</b>	<b>9</b>	<b>1</b>	<b>9</b>	<b>1</b>

# Appendix 6 – PR 26 CDBG Financial Summary



Office of Community Planning and Development  
 U.S. Department of Housing and Urban Development  
 Integrated Disbursement and Information System  
 PR26 - CDBG Financial Summary Report  
 Program Year 2015  
 ANCHORAGE , AK

DATE: 02-24-16  
 TIME: 20:03  
 PAGE: 1

**Metrics**

Grantee ANCHORAGE , AK  
 Program Year 2015

**PART I: SUMMARY OF CDBG RESOURCES**

01 UNEXPENDED CDBG FUNDS AT END OF PREVIOUS PROGRAM YEAR	2,314,788.04
02 ENTITLEMENT GRANT	1,613,622.00
03 SURPLUS URBAN RENEWAL	0
04 SECTION 108 GUARANTEED LOAN FUNDS	0
05 CURRENT YEAR PROGRAM INCOME	89,818.02
05a CURRENT YEAR SECTION 108 PROGRAM INCOME (FOR SI TYPE)	0
06 FUNDS RETURNED TO THE LINE-OF-CREDIT	0
06a FUNDS RETURNED TO THE LOCAL CDBG ACCOUNT	0
07 ADJUSTMENT TO COMPUTE TOTAL AVAILABLE	0
08 TOTAL AVAILABLE (SUM, LINES 01-07)	4,018,228.06

**PART II: SUMMARY OF CDBG EXPENDITURES**

09 DISBURSEMENTS OTHER THAN SECTION 108 REPAYMENTS AND PLANNING/ADMINISTRATION	1,762,236.02
10 ADJUSTMENT TO COMPUTE TOTAL AMOUNT SUBJECT TO LOW/MOD BENEFIT	0
11 AMOUNT SUBJECT TO LOW/MOD BENEFIT (LINE 09 + LINE 10)	1,762,236.02
12 DISBURSED IN IDIS FOR PLANNING/ADMINISTRATION	490,691.54
13 DISBURSED IN IDIS FOR SECTION 108 REPAYMENTS	0
14 ADJUSTMENT TO COMPUTE TOTAL EXPENDITURES	0
15 TOTAL EXPENDITURES (SUM, LINES 11-14)	2,252,927.56
16 UNEXPENDED BALANCE (LINE 08 - LINE 15)	1,765,300.50

**PART III: LOW/MOD BENEFIT THIS REPORTING PERIOD**

17 EXPENDED FOR LOW/MOD HOUSING IN SPECIAL AREAS	0
18 EXPENDED FOR LOW/MOD MULTI-UNIT HOUSING	0
19 DISBURSED FOR OTHER LOW/MOD ACTIVITIES	870,607.64
20 ADJUSTMENT TO COMPUTE TOTAL LOW/MOD CREDIT	0
21 TOTAL LOW/MOD CREDIT (SUM, LINES 17-20)	870,607.64
22 PERCENT LOW/MOD CREDIT (LINE 21/LINE 11)	49.40%

**LOW/MOD BENEFIT FOR MULTI-YEAR CERTIFICATIONS**

23 PROGRAM YEAR(S)(PY) COVERED IN CERTIFICATION	PY: PY: PY:
24 CUMULATIVE NET EXPENDITURES SUBJECT TO LOW/MOD BENEFIT CALCULATION	0
25 CUMULATIVE EXPENDITURES BENEFITING LOW/MOD PERSONS	0
26 PERCENT BENEFIT TO LOW/MOD PERSONS (LINE 25/LINE 24)	0.00%

**PART IV: PUBLIC SERVICE (PS) CAP CALCULATIONS**

27 DISBURSED IN IDIS FOR PUBLIC SERVICES	298,159.27
28 PS UNLIQUIDATED OBLIGATIONS AT END OF CURRENT PROGRAM YEAR	0
29 PS UNLIQUIDATED OBLIGATIONS AT END OF PREVIOUS PROGRAM YEAR	0
30 ADJUSTMENT TO COMPUTE TOTAL PS OBLIGATIONS	-40,000.00
31 TOTAL PS OBLIGATIONS (LINE 27 + LINE 28 - LINE 29 + LINE 30)	258,159.27
32 ENTITLEMENT GRANT	1,613,622.00
33 PRIOR YEAR PROGRAM INCOME	47,432.70
34 ADJUSTMENT TO COMPUTE TOTAL SUBJECT TO PS CAP	0
35 TOTAL SUBJECT TO PS CAP (SUM, LINES 32-34)	1,661,054.70
36 PERCENT FUNDS OBLIGATED FOR PS ACTIVITIES (LINE 31/LINE 35)	15.54%

**PART V: PLANNING AND ADMINISTRATION (PA) CAP**

37 DISBURSED IN IDIS FOR PLANNING/ADMINISTRATION	490,691.54
38 PA UNLIQUIDATED OBLIGATIONS AT END OF CURRENT PROGRAM YEAR	0
39 PA UNLIQUIDATED OBLIGATIONS AT END OF PREVIOUS PROGRAM YEAR	0
40 ADJUSTMENT TO COMPUTE TOTAL PA OBLIGATIONS	-167,967.54
41 TOTAL PA OBLIGATIONS (LINE 37 + LINE 38 - LINE 39 + LINE 40)	322,724.00
42 ENTITLEMENT GRANT	1,613,622.00
43 CURRENT YEAR PROGRAM INCOME	89,818.02
44 ADJUSTMENT TO COMPUTE TOTAL SUBJECT TO PA CAP	0
45 TOTAL SUBJECT TO PA CAP (SUM, LINES 42-44)	1,703,440.02
46 PERCENT FUNDS OBLIGATED FOR PA ACTIVITIES (LINE 41/LINE 45)	18.95%



**LINE 17 DETAIL: ACTIVITIES TO CONSIDER IN DETERMINING THE AMOUNT TO ENTER ON LINE 17**

Report returned no data.

**LINE 18 DETAIL: ACTIVITIES TO CONSIDER IN DETERMINING THE AMOUNT TO ENTER ON LINE 18**

Plan Year	IDIS Project	IDIS Activity	Activity Name	Matrix Code	National Objective	Drawn Amount
2014	2	1162	CHDO Rental Dev-RC Safe Harbor Inn Rev	14B	LMH	\$891,628.38
				<b>14B</b>	<b>Matrix Code 14B</b>	<b>\$891,628.38</b>
<b>Total</b>						<b>\$891,628.38</b>

**LINE 19 DETAIL: ACTIVITIES INCLUDED IN THE COMPUTATION OF LINE 19**

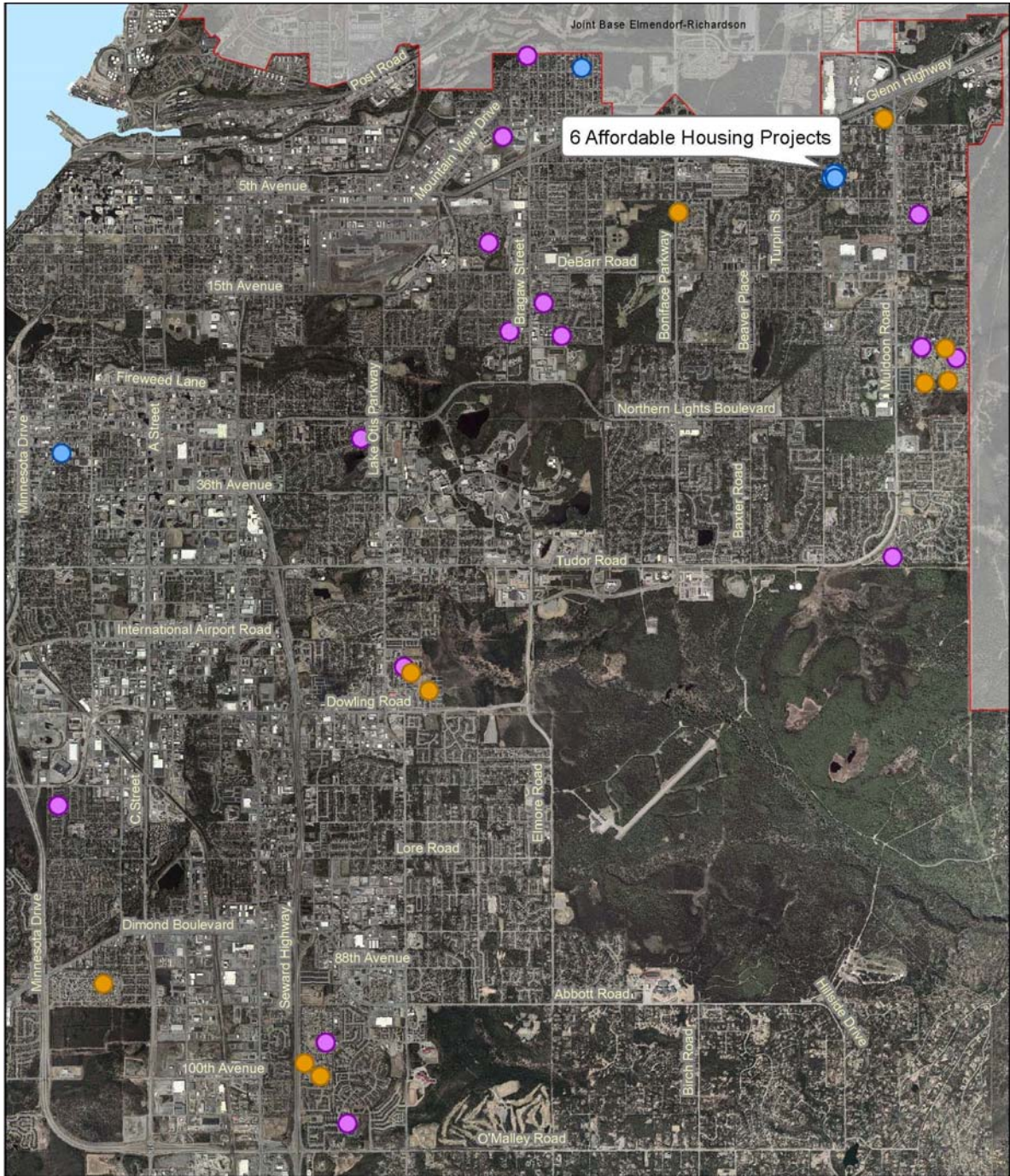
Plan Year	IDIS Project	IDIS Activity	Voucher Number	Activity Name	Matrix Code	National Objective	Drawn Amount
2008	21	946	5775215	CAP-08-CHA-1 COVENANT HOUSE ALASKA	01	LMC	\$17,500.00
					<b>01</b>	<b>Matrix Code 01</b>	<b>\$17,500.00</b>
2013	4	1155	5775217	Anchorage Safety Center Project	03	LMC	\$19,018.34
					<b>03</b>	<b>Matrix Code 03</b>	<b>\$19,018.34</b>
2013	17	1158	5775218	2013 CSS BFS Emergency Overflow (PS)	03C	LMC	\$5,918.00
2013	17	1158	5832285	2013 CSS BFS Emergency Overflow (PS)	03C	LMC	\$11,874.00
2013	17	1158	5858998	2013 CSS BFS Emergency Overflow (PS)	03C	LMC	\$5,311.00
2013	17	1158	5859560	2013 CSS BFS Emergency Overflow (PS)	03C	LMC	\$177.00
					<b>03C</b>	<b>Matrix Code 03C</b>	<b>\$23,280.00</b>
2012	13	1171	5775273	2012 Covenant House Youth Outreach PS	05	LMC	\$20,000.00
2013	16	1157	5775218	2013 Rural Cap Housing 1st (PS)	05	LMC	\$23,047.00
2013	16	1157	5832285	2013 Rural Cap Housing 1st (PS)	05	LMC	\$14,141.00
2013	18	1159	5775218	2013 ACMHS Pathways to Recovery	05	LMC	\$29,227.62
2013	18	1159	5832285	2013 ACMHS Pathways to Recovery	05	LMC	\$28,184.94
2014	4	1176	5837095	2014 ACMHS Pathways to Recovery	05	LMC	\$18,238.08
2014	4	1176	5859572	2014 ACMHS Pathways to Recovery	05	LMC	\$17,952.63
2014	4	1179	5836601	2014 RurAL CAP Housing First	05	LMC	\$26,007.00
2014	4	1179	5859572	2014 RurAL CAP Housing First	05	LMC	\$12,851.00
					<b>05</b>	<b>Matrix Code 05</b>	<b>\$189,649.27</b>
2013	10	1156	5775218	2013 Alaska Legal Services (PS)	05C	LMC	\$20,881.00
2013	10	1156	5832285	2013 Alaska Legal Services (PS)	05C	LMC	\$28,300.00
2014	4	1177	5836601	2014 CPS Alaska Legal Services	05C	LMC	\$19,724.00
2014	4	1177	5862111	2014 CPS Alaska Legal Services	05C	LMC	\$19,605.00
					<b>05C</b>	<b>Matrix Code 05C</b>	<b>\$88,510.00</b>
2012	7	1180	5836600	AYA/ACMHS Street Outreach	05D	LMC	\$20,000.00
					<b>05D</b>	<b>Matrix Code 05D</b>	<b>\$20,000.00</b>
2010	12	1069	5775218	Minor Repair Program (multi-yr)	14A	LMH	\$16,227.85
2010	12	1069	5858998	Minor Repair Program (multi-yr)	14A	LMH	\$61,501.18
2010	12	1069	5859560	Minor Repair Program (multi-yr)	14A	LMH	\$1,167.06
2010	12	1069	5862111	Minor Repair Program (multi-yr)	14A	LMH	\$188,909.88
2013	6	1163	5775280	Mobile Home Repair Program	14A	LMH	\$55,758.08
2013	6	1163	5832283	Mobile Home Repair Program	14A	LMH	\$78,459.46
2013	6	1163	5859003	Mobile Home Repair Program	14A	LMH	\$54,448.81
2013	6	1163	5859560	Mobile Home Repair Program	14A	LMH	\$940.85
2013	6	1163	5859585	Mobile Home Repair Program	14A	LMH	\$1,222.09
2013	6	1163	5862111	Mobile Home Repair Program	14A	LMH	\$54,014.77
					<b>14A</b>	<b>Matrix Code 14A</b>	<b>\$512,650.03</b>
<b>Total</b>						<b>\$870,607.64</b>	

LINE 27 DETAIL: ACTIVITIES INCLUDED IN THE COMPUTATION OF LINE 27							
Plan Year	IDIS Project	IDIS Activity	Voucher Number	Activity Name	Matrix Code	National Objective	Drawn Amount
2012	13	1171	5775273	2012 Covenant House Youth Outreach PS	05	LMC	\$20,000.00
2013	16	1157	5775218	2013 Rural Cap Housing 1st (PS)	05	LMC	\$23,047.00
2013	16	1157	5832285	2013 Rural Cap Housing 1st (PS)	05	LMC	\$14,141.00
2013	18	1159	5775218	2013 ACMHS Pathways to Recovery	05	LMC	\$29,227.62
2013	18	1159	5832285	2013 ACMHS Pathways to Recovery	05	LMC	\$28,184.94
2014	4	1176	5837095	2014 ACMHS Pathways to Recovery	05	LMC	\$18,238.08
2014	4	1176	5859572	2014 ACMHS Pathways to Recovery	05	LMC	\$17,952.63
2014	4	1179	5836601	2014 RurAL CAP Housing First	05	LMC	\$26,007.00
2014	4	1179	5859572	2014 RurAL CAP Housing First	05	LMC	\$12,851.00
					<b>05</b>	<b>Matrix Code 05</b>	<b>\$189,649.27</b>
2013	10	1156	5775218	2013 Alaska Legal Services (PS)	05C	LMC	\$20,881.00
2013	10	1156	5832285	2013 Alaska Legal Services (PS)	05C	LMC	\$28,300.00
2014	4	1177	5836601	2014 CPS Alaska Legal Services	05C	LMC	\$19,724.00
2014	4	1177	5862111	2014 CPS Alaska Legal Services	05C	LMC	\$19,605.00
					<b>05C</b>	<b>Matrix Code 05C</b>	<b>\$88,510.00</b>
2012	7	1180	5836600	AYA/ACMHS Street Outreach	05D	LMC	\$20,000.00
					<b>05D</b>	<b>Matrix Code 05D</b>	<b>\$20,000.00</b>
<b>Total</b>							<b>\$298,159.27</b>

LINE 37 DETAIL: ACTIVITIES INCLUDED IN THE COMPUTATION OF LINE 37							
Plan Year	IDIS Project	IDIS Activity	Voucher Number	Activity Name	Matrix Code	National Objective	Drawn Amount
2009	12	1006	5775211	CDBG 2009 Admin	21A		\$112.28
2013	1	1154	5832284	2013 Admin/General/Management	21A		\$6.94
2014	1	1161	5775218	2014 CDBG Administration	21A		\$131,251.23
2014	1	1161	5858998	2014 CDBG Administration	21A		\$36,597.09
2015	3	1182	5837797	2015 CDBG Administration	21A		\$134,390.10
2015	3	1182	5859003	2015 CDBG Administration	21A		\$188,333.90
					<b>21A</b>	<b>Matrix Code 21A</b>	<b>\$490,691.54</b>
<b>Total</b>							<b>\$490,691.54</b>



# Appendix 7 – MAP



## Affordable Housing, Minor Repair, and Mobile Home Repair Programs 2015 Completed Projects Anchorage Bowl

- Mobile Home Repair Program Completed Projects 2015
- Affordable Housing Program Completed Projects 2015
- Minor Repair Program Completed Projects 2015

Aerial Imagery: 2015 LIDAR

