

***MERRILL FIELD
AIRPORT***

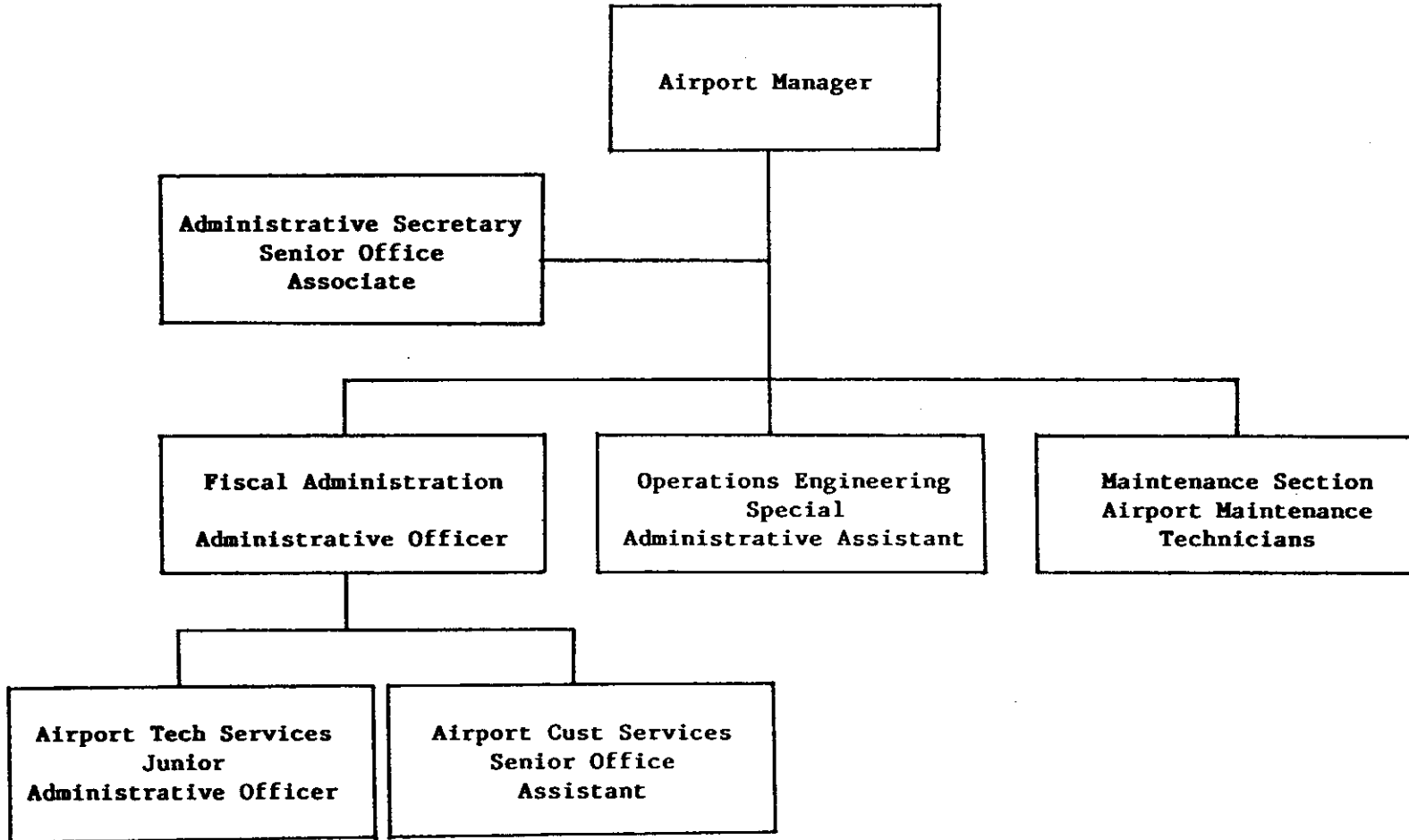
Merrill Field Airport

Business Plan / Strategic Plan

MUNICIPALITY OF ANCHORAGE

Utility Municipal Airport	Division Merrill Field	Budget Year 1993
------------------------------	---------------------------	---------------------

MERRILL FIELD MUNICIPAL AIRPORT



MERRILL FIELD AIRPORT

Merrill Field has continuously served Anchorage since 1930. Our airport was the 53rd busiest controlled airfield in the nation with 253,697 operations recorded in Federal Year 1991. (Anchorage International Airport ranked 68th that year.) Merrill Field is operated as a public service. Approximately 15% of the municipal land is leased, such as the control tower (leased to the Federal government and staffed by the Federal Aviation Administration) and the many commercial air operators. Six staff members manage 40 leases, monitor sub-leases and conduct the operational and financial affairs of Merrill Field.

Three staff members are responsible for all maintenance of the operating surfaces of the airport - runways, taxiways, roads and aircraft tiedowns that are not on leased property. (Of the approximately 1,000 aircraft that are tied down at Merrill Field, 60% are on leased property.) The staff performs snow removal, sanding, resurfacing, and maintenance of facilities and equipment.

Airport Operating Budget

Revenue continues to increase, in spite of the general economic condition, due primarily to the fair market value rental income we receive from those properties acquired on Orca Street. Expenses have increased due primarily to substantial increases in personnel, maintenance and depreciation costs. As a result, net income regulatory, while substantially lower than previous years, will be sufficient to maintain a viable financial position in 1993.

	1991 <u>Actual</u>	1992 <u>Pro-Forma</u>	1993 <u>Budget</u>
Operating and Non-Operating Revenue	\$1,144,000	\$1,155,000	\$1,224,000
Operating and Non-Operating Expense	952,000	1,068,000	1,184,000
Net Income Regulatory	192,000	87,000	40,000
Less Depreciation Contributed Plant	715,000	775,000	800,000
Net Income (Loss) For Governmental Financial Reporting	\$(523,000)	\$(688,000)	\$(760,000)

Personnel

9FT 10FT 9FT

Airport Capital Budget

The Federal Aviation Administration Airport Improvement Program will continue to be a principal source of capital funding for Merrill Field in 1993. Funding from this grant program will be approximately \$1.8 million for 1993. Proposed funding for the construction of the Public Aviation Facility will be \$4.7 million in state grant funds. Operation and maintenance costs are expected to be paid from revenues derived from the facility and other airport lands, buildings, and concessionaire fees. Airport lease and tiedown fees are not anticipated to be increased because of the Public Aviation Facility.

Capital Budget and Program - (000) 1993-1998

<u>Category</u>	<u>1993</u>	<u>1994</u>	<u>1995</u>	<u>1996</u>	<u>1997</u>	<u>1998</u>
Apron Improvements	\$1,400	\$ 300	\$ ---	\$ ---	\$ 980	\$ ---
Runways/Taxiways	---	---	---	700	---	950
Building & Equipment	4,766	5,800	---	---	---	---
Land Improvements	---	---	20	---	---	---
Land Acquisition	<u>500</u>	<u>1,500</u>	<u>500</u>	<u>500</u>	<u>---</u>	<u>---</u>
TOTAL	\$6,666	\$7,600	\$ 520	\$1,200	\$ 980	\$ 950

MUNICIPALITY OF ANCHORAGE

Utility Municipal Airport	Division Merrill Field	Budget Year 1993
------------------------------	---------------------------	---------------------

MISSION

The mission of Merrill Field Airport is to operate, maintain, and develop new airport facilities to satisfy the community aviation demand, while maintaining a viable financial position and being an attractive, good neighbor in the community.

GOALS

The goals of Merrill Field are to:

1. Maintain airfield facilities in a fully functional, efficient and safe condition for passenger, pilot and leaseholder use at all times.
2. Maximize the use of Federal Airport Improvement Program (AIP) grants to provide facilities that will safely and adequately meet the needs of general aviation.
3. Improve the general operational utility of Merrill Field for passengers, pilots and leaseholders by actively pursuing grant capital funding to develop capital projects in accordance with the Merrill Field Master Plan Update.
4. Enhance the Airport's role as the major general aviation transportation facility serving Anchorage and outlying areas within Alaska by constructing a Public Aviation Terminal Facility.

FACTORS DRIVING THE UTILITY

1. Population growth/decline in the Anchorage area.
2. Demand for aircraft tiedown space will gradually increase.
3. Airport flight operations have stabilized with Goosebay Airport now carrying a major part of the training load; a gradual increase will occur.

93buspln.bud

MUNICIPALITY OF ANCHORAGE

Utility Municipal Airport	Division Merrill Field	Budget Year 1993
------------------------------	---------------------------	---------------------

FACTORS DRIVING THE UTILITY (CONTINUED)

4. Anchorage area airport facilities will approach capacity over the next 20 years.
5. Federal/State grant regulatory requirements, especially pertaining to underground fuel storage tanks.
6. Duty to perform a responsive and responsible level of maintenance.

PLANNING AND FINANCIAL ASSUMPTIONS

The following assumptions have been used in developing Merrill Field Airport's 1993-1998 long range plans. They have been developed from the best data available at this time.

1. FAA grants will be available in sufficient amounts to fund the Airport Capital Programs recommended in the Merrill Field Master Plan Update.
2. State Grant funds will be available to construct the Public Aviation Terminal Facility.
3. Airport revenue can be increased to cover the cost of inflation to:
 - a. Meet increased expenses associated with maintaining existing responsive levels of service.
 - b. Maintain and repair airport plant and equipment.
 - c. Maintain a fund balance for potential legal and environmental liabilities.
4. Airport revenue will fluctuate with weather conditions, the general economy, and population growth/decline of Anchorage.

93buspln.bud

MUNICIPALITY OF ANCHORAGE

Utility Municipal Airport	Division Merrill Field	Budget Year 1993
------------------------------	---------------------------	---------------------

OBJECTIVE/PROGRAMS

1. Continue to Aggressively Seek and Obtain FAA Grant Funding for the Airport Capital Improvement Program.
 - Acquire additional land west of runway 15/33 protection zones to ensure compatible land use.
 - Identify capital requirements for eligible grant projects.
 - Secure engineering services for project preliminary design, final design, contract specifications, bid award, and construction supervision.
 - Accomplish preapplication process.
 - Secure tentative allocations.
 - Accomplish grant application process.

2. Continue To Improve the Utility, Quality, Appearance and Safety of Facilities at Merrill Field.
 - Continue long term planning, development, and construction of an enhanced quality of facilities.
 - Construct landscaping along the south boundary and entrance to the airport.
 - Provide technical assistance to lessee's with underground fuel tank and NPDES problems.
 - Construct and market a financially self-sufficient Public Aviation Terminal Facility.
 - Manage and market Orca Street properties to provide maximum return on investment.
 - Work in close coordination with the Airport Commission, Fixed Based Operators, and Airport users.

93buspln.bud

MUNICIPALITY OF ANCHORAGE

Utility Municipal Airport	Division Merrill Field	Budget Year 1993
------------------------------	---------------------------	---------------------

OBJECTIVE/PROGRAMS (CONTINUED)

- Perform asphaltic crack sealing of runways/taxiways.
- Construct airport flight planning space.
- Fund advance planning for grant plans and specifications.
- Maintain four temporary Airport Maintenance Technician Assistant employees for twelve weeks (day labor).
- Construct 192 new aircraft tiedowns in Apron E-4 in 1997.
- Construct 219 new aircraft tiedowns in Apron F-1 in 2000.

3. Maintain A Viable Financial Position.

Increase revenue to cover inflation to meet airport objectives:

- by actively marketing airport facilities and services.
- by increasing user fees when necessary to meet direct and indirect costs of inflation.
- by increasing facility productivity.

4. Increase Operational Efficiency of Airport Data Processing Equipment.

- Continue refinement and enhancement of existing programs to facilitate better data resource management.
- Installation of enhanced capability Local Area Network.
- Maintenance of database and management reporting capabilities.

93buspln.bud

MUNICIPALITY OF ANCHORAGE

Utility Municipal Airport	Division Merrill Field						Budget Year 1993
<u>WORKFORCE PROJECTION</u>							
<u>DIVISIONS</u>	<u>1992</u>	<u>1993</u>	<u>1994</u>	<u>1995</u>	<u>1996</u>	<u>1997</u>	<u>1998</u>
Airport Manager	1	1	1	1	1	1	1
Operations Engineering	1	1	1	1	1	1	1
Contract Administration (Temp)	1	0	0	0	0	0	0
Financial Administration	1	1	1	1	1	1	1
Office Operations	3	3	3	3	3	3	3
Airport Maintenance Tech	2	2	3	3	3	3	3
Light Equipment Operator	1	1	1	1	1	1	1
Heavy Equip Operator (Temp)	2	2	2	2	2	2	2
Airport Maint Assts (Temp)	4	4	4	4	4	4	4
Public Aviation Facility	0	[To Be Determined -----]					

Total (Permanent)	9	9	10	10	10	10	10
Total (Temporary)	7	6	6	6	6	6	6
93buspln.bud							

This page intentionally left blank.

Merrill Field Airport
1993 Operating Budget

This page intentionally left blank.

MUNICIPALITY OF ANCHORAGE

Utility Municipal Airport	Division Merrill Field	Budget Year 1993
------------------------------	---------------------------	---------------------

1993 BUDGET ASSUMPTIONS

1. Salaries and Wages. Based upon information provided by the Administration, it was assumed that:

Executive--Salaries	increase	4.5%	effective	7/1/93.
Non-Rep----	"	"	"	"
AMEA-----	"	"	"	"

2. Benefits. Based upon information provided by the Administration and the Benefit Rates Committee, it was assumed that some increases were necessary but most are shared equally between the employees and the Municipality.

3. Staffing Level. A temporary Executive Assistant position for Contract Administration created in 1992 will not carryover into 1993.

4. Rate Increase. It was assumed there would be no rate increases during the year.

5. Inflation Factor. Based upon information provided by the Administration, an inflation factor of 3.5% was applied to several non-labor expenditures.

6. Debt Service Interest Rates. The Airport has no long-term debt.

7. Interest Income. Based upon a recommendation received from the Administration, an interest rate of 4% was assumed in the calculating of Interest Income.

8. Intragovernmental Charges. Based upon a recommendation received from the Administration, it was assumed that the 1993 IGC's would increase significantly due to absorption of charges formerly charged to ATU.

9. MUSA, Lobbying, AEDC, Revenue Distribution. It was assumed that the Airport would continue to be exempt from participation in these activities.

93assump.bud (Revised 9/8/92)

MUNICIPALITY OF ANCHORAGE

Utility Municipal Airport	Division Merrill Field					Budget Year 1993
<u>RESOURCE IMPACTS</u> Dollars in Thousands						
	<u>1993</u>	<u>1994</u>	<u>1995</u>	<u>1996</u>	<u>1997</u>	<u>1998</u>
GROWTH FACTORS						
A. Based Aircraft	990	1,030	1,070	1,090	1,110	1,125
B. Flight Operations	259,000	274,000	290,000	296,000	303,000	309,000
C. Municipal Tiedowns	632	632	632	632	824	824
GRANTS ANTICIPATED	6,666	7,600	520	1,200	980	950
STAFF REQUIREMENTS						
A. Permanent	9	10	10	10	10	10
B. Temporary	6	6	6	6	6	6
C. Airport Terminal	To Be Determined	-	-	-	-	-
TOTAL PERSONNEL	9+6T	10+6T	10+6T	10+6T	10+6T	10+6T
REVENUE	1,224	1,338	1,426	1,497	1,587	1,655
EXPENSES	1,184	1,246	1,311	1,356	1,424	1,465
NET INCOME REGULATORY	40	92	115	141	163	190
93impact.bud (Revised 08/06/92)						

MUNICIPALITY OF ANCHORAGE

Utility Municipal Airport	Division Merrill Field	Budget Year 1993
------------------------------	---------------------------	---------------------

SUMMARY OF RATE CHANGES
 Historical Analysis
 Percent of Increase

	<u>1984</u>	<u>1985</u>	<u>1986</u>	<u>1987</u>	<u>1988</u>	<u>1989</u>	<u>1990</u>	<u>1991</u>
<u>REVENUE CATEGORY</u>								
Lease/Access Fees	15.0	8.7	8.0	3.7	0	0	7.1	0
Transient Parking	0	0	0	0	0	0	0	0
Permanent Parking	0	0	0	0	0	0	0	0

93rtehst.bud

MUNICIPALITY OF ANCHORAGE

Utility Municipal Airport	Division Merrill Field	Budget Year 1993
------------------------------	---------------------------	---------------------

PROJECTED RATE ADJUSTMENTS
Percent of Increase and Components

	<u>1992</u>	<u>1993</u>	<u>1994</u>	<u>1995</u>	<u>1996</u>	<u>1997</u>	<u>1998</u>
<u>REVENUE CATEGORY</u>							
Lease/Access Fees	0	0	3.3 ^a	3.2	3.1	3.0	2.9
Transient Parking	0	0	33.3 ^b	0	0	0	0
Permanent Parking	0	0	11.3 ^c	0	0	0	0

^a From \$.15 to \$.155 per square foot per year; last increase was 1/1/90.

^b From \$3 to \$4 per day; last increase was 1/1/83.

^c From \$40/month to \$45/month for tail-in spaces and from \$50/month to \$55/month for drive-thru spaces; last increase was 1/1/83.

COMPONENTS OF INCREASE

- Continued capital improvements require local matching funds.
- Maintenance of existing airport facilities, plus anticipated capital improvements, will increase.
- Additional personnel costs will be required as gradual improvements in the economy take place.
- Maintaining a fund balance for potential legal and environmental liabilities, especially those associated with underground fuel storage tanks.

93impact.bud

MUNICIPALITY OF ANCHORAGE

Utility Municipal Airport	Division Merrill Field	Budget Year 1993
------------------------------	---------------------------	---------------------

STATISTICAL AND PERFORMANCE TRENDS

	<u>1987</u>	<u>1988</u>	<u>1989</u>	<u>1990</u>	<u>1991</u>	<u>1992</u>	<u>1993</u>
1. Based Aircraft	1,022	1,009	950	1,003	1,008	943	990
2. Municipal Tiedowns	583	590	626	626	632	632	632
3. National Airport Ranking	38th	46th	61st	57th	53rd	51st	48th
4. Flight Operations (Federal Year)	280,546	249,546	233,364	252,137	253,697	256,000	259,000
5. Transient Parking (Number of Days)	6,513	5,433	5,233	5,068	4,998	5,100	5,300
6. Municipal Fuel Flowage (Gallons)	1,026,162	951,672	885,440	965,190	899,288	920,000	940,000
7. Lease Rate (Per Square Foot Per Year)	.140 ^a	.140	.140	.150 ^b	.150	.150	.150
8. Leased Square Footage	2,852,187	2,803,726	2,803,726	2,803,726	2,769,701	2,774,102	2,774,102

^a For 1987, January 1 thru June 30 is \$.135; July 1 thru December 31 is \$.140 per square foot per year.

^b Includes \$.01 per square foot per year increase effective 1/1/90; now \$.15 per square foot per year.

93trends.bud

MUNICIPALITY OF ANCHORAGE

Utility Municipal Airport	Division Merrill Field	Budget Year 1993	
Personnel Resources	Range & Step	Current Year: <u>1992</u> Budget	Budget Year: <u>1993</u> Budget
Merrill Field Airport Manager	22-Exec	1	1
Special Administrative Assistant	21-Exec	1	1
Special Administrative Assistant	21-Exec	1T	0
Administrative Officer	14-AMEA	1	1
Junior Administrative Officer	12-N Rep	1	1
Senior Office Associate	10-AMEA	1	1
Office Associate	9-AMEA	1	1
Airport Maintenance Technician	19-JCC	2	2
Light Equipment Operator	10-JCC	1	1
Airport Maintenance Technician	19-JCC	2T	2T
Airport Maintenance Assistant	04-JCC	4T	4T
		9	9
TOTALS		7T	6T
<u>Summary By Bargaining Unit/Classification</u>			
Executive		2 1T	2
Non-Represented		1	1
A M E A		3	3
J C C		3 6T	3 6T
		9 7T	9 6T
TOTALS			
93staff.bud			

MUNICIPALITY OF ANCHORAGE

Utility		Division			Budget Year		
Municipal Airport		Merrill Field			1993		
Name and Position	Location and Reason for Trip	Trip No.	Dates of Travel and No. of Days Required	Cost Information			
				Travel	Per Diem	Other	Total
Joe C. Fouts Airport Manager	American Association of Airport Executives Annual Conference Registration - \$185.00 Dallas, Texas	1	1993 5-Day Meeting 1-Day Travel	752	216	300	1268
David A. Lundeby Spec Admin Asstnt	American Association of Airport Executives National Airports Conf Registration - \$135.00 Dallas, Texas	2	1993 5-Day Meeting 1-Day Travel	700	216	300	1216
David A. Lundeby Spec Admin Asstnt	International Aviation Snow Symposium Registration - \$125.00 Buffalo, New York	3	1993 4-Day Meeting 2-Day Travel	950	216	300	1466
Joe C. Fouts Airport Manager	American Association of Airport Executives Northwest Chapter Meeting Registration - \$180.00 Portland, Oregon	4	1993 3-Day Meeting 1-Day Travel	700	144	300	1144
93travel.bud							
Prepared by _____ Phone No. _____		Totals		3102	792	1200	5094

MUNICIPALITY OF ANCHORAGE

Utility Municipal Airport	Division Merrill Field	Budget Year 1993
------------------------------	---------------------------	---------------------

1992 Approved Budget Reconciled To 1993 Proposed Budget

1992 Approved Budget	\$1,939,538
Personal Services	-66,000 ^a
Supplies	-5,000 ^b
Other Services and Charges	30,000 ^c
Charges From Other Departments	3,462 ^d
Total Depreciation	<u>82,000^e</u>
Net Increase	44,462
1993 Proposed Budget	\$1,984,000

^a Decrease due to reduction in temporary labor costs.

^b Decrease due to reduction in repair and maintenance supplies.

^c Increase due to contracted repair and maintenance costs incurred after delay in previous years.

^d Increase due to absorption of charges formerly charged to ATU.

^e Increase due to capital improvements being completed and being transferred to plant; includes both contributed and non-contributed depreciation.

93recon.bud

MUNICIPALITY OF ANCHORAGE

Utility Municipal Airport	Division Merrill Field		Budget Year 1993
Municipality of Anchorage Financial Data (Dollars in Thousands)			
Line Item Description	Year: <u>1991</u> Actual	Year: <u>1992</u> Pro-Forma	Year: <u>1993</u> Budget
<u>OPERATING BUDGET</u>			
Revenue	1,144	1,155	1,224
Expense	1,667	1,843	1,984
Net Income (Loss) For Governmental Financial Reporting	(523)	(688)	(760)
Add: Depreciation Contributed Plant	715	775	800
Net Income Regulatory	192	87	40
<u>CAPITAL BUDGET</u>		<u>APPROPRIATED</u>	
<u>PROJECT CATEGORY</u>			
RAP Dust/Erosion Control Apron E-3			350
Construct Public Aviation Facility			4,700
Multiple Purpose Project			1,050
Install Two Fuel Tanks			30
Vehicle Replacement			21
Orca Street Land Acquisition		350	500
Miscellaneous Equipment		25	15
Multi-Purpose Aircraft Apron		654	
Electrify Tiedown Spaces		82	
Security Fencing/Storm Drain		720	
Tourist Viewing Area		28	
TOTALS		1,859	6,666
93findat.bud (Revised 08/06/92)			

MUNICIPALITY OF ANCHORAGE

Utility Municipal Airport	Division Merrill Field		Budget Year 1993
Municipality of Anchorage Financial Data (Dollars in Thousands)			
Line Item Description	Year: <u>1991</u> Actual	Year: <u>1992</u> Pro-Forma	Year: <u>1993</u> Budget
<u>OPERATING BUDGET</u> <u>STATEMENT OF REVENUE AND EXPENSE</u>			
<u>OPERATING REVENUE</u>			
Lease/Use Permit Fees (Less Than FMV)	422	417	417
FAA Service/Rent	56	25	29
FAA Grant Administration	60	70	80
Orca Street Lease/Rental Revenue (FMV)	234	272	308
State Aviation Fuel Fee	21	21	21
Transient Parking Revenue	14	14	16
Permanent Parking Revenue	210	216	221
Auto Parking Revenue	7	7	8
MOA Fuel Fees	45	43	49
Medevac Taxiway Permits	34	36	41
All Other Revenues	8	10	12
TOTAL OPERATING REVENUE	1,111	1,131	1,202
<u>OPERATING EXPENSE</u>			
Personal Services	568	620	683
Supplies	49	55	65
Other Services and Charges	200	229	239
Depreciation, Non-Contributed Plant	80	95	100
Charges From Other Departments	55	69	95
TOTAL OPERATING EXPENSE *	952	1,068	1,182
OPERATING INCOME (LOSS)	159	63	20
* Depreciation of Contributed Plant Not Included			
93findat.bud (Revised 08/18/92)			

MUNICIPALITY OF ANCHORAGE

Utility Municipal Airport	Division Merrill Field	Budget Year 1993	
Municipality of Anchorage Financial Data (Dollars in Thousands)			
Line Item Description	Year: <u>1991</u> Actual	Year: <u>1992</u> Pro-Forma	Year: <u>1993</u> Budget
<u>NON-OPERATING REVENUE</u>			
Sale of Specifications	1	1	1
Interest Revenue	29	20	20
Disposition of Assets	3	3	1
TOTAL NON-OPERATING REVENUE	33	24	22
<u>NON-OPERATING EXPENSE</u>			
Interest on Long-Term Debt	--	--	--
Machinery & Equipment	--	--	2
TOTAL NON-OPERATING EXPENSE	--	--	2
NON-OPERATING INCOME	33	24	20
NET INCOME REGULATORY	192	87	40
LESS: DEPRECIATION OF CONTRIBUTED PLANT	715	775	800
NET INCOME (LOSS) FOR GOVERNMENT FINANCIAL REPORTING	(523)	(688)	(760)
93findat.bud			

MUNICIPALITY OF ANCHORAGE

Utility Municipal Airport	Division Merrill Field		Budget Year 1993
Municipality of Anchorage Financial Data (Dollars in Thousands)			
Line Item Description	Year: <u>1991</u> Actual	Year: <u>1992</u> Pro-Forma	Year: <u>1993</u> Budget
<u>STATEMENT OF CHANGES IN FUND EQUITY</u>			
Balance, January 1	29,823	29,656	29,881
Net Income Regulatory	192	87	40
Less: Depreciation, Contributed	(715)	(775)	(800)
Net Income (Loss)	(524)	(688)	(760)
Contributions Received	357	913	900
Balance, December 31	29,656	29,881	30,021
<u>Detail of Fund Equity:</u>			
Retained Earnings	2,424	2,511	2,551
Contributed Capital	27,232	27,370	27,470
Fund Equity, December 31	29,656	29,881	30,021
<u>DETAIL OF CASH BALANCE:</u>			
Equity in General Cash Pool	(861)	(760)	(725)
Equity in Construction Cash Pool	1,175	1,100	1,150
Total Cash Balance, December 31	314	340	425
93findat.bud			

MERRILL FIELD AIRPORT
 Financial Overview
 (Dollars In Thousands)

Description	1988 Actual	1989 Actual	1990 Actual	1991 Actual	1992 Pro-Forma	1993 Request	1994 Projected	1995 Projected	1996 Projected	1997 Projected	1998 Projected
Total Revenues	1,049	1,092	1,160	1,144	1,155	1,224	1,338	1,426	1,497	1,587	1,655
Less: Total Expenses	1,484	1,631	1,682	1,667	1,843	1,984	2,057	2,135	2,189	2,271	2,324
Income (Loss) Governmental ^a	-435	-539	-522	-523	-688	-760	-719	-709	-692	-684	-669
Plus: Depr Contrib Plant	637	718	715	715	775	800	811	824	833	847	859
Net Income Regulatory ^b	202	179	193	192	87	40	92	115	141	163	190
Salary Expense	341	360	401	384	419	465	525	552	570	594	622
Fringe Benefits	176	165	187	184	201	218	250	255	279	297	304
Total Personnel Costs ^c	517	525	588	568	620	683	775	807	849	891	926
Intragovernmental Charges	57	62	57	55	69	95	96	100	103	107	112
Retained Earnings	1,859	2,039	2,232	2,424	2,511	2,551	2,615	2,648	2,719	2,786	2,848
Total Cash	218	334	390	314	340	425	460	538	611	700	813
Rate Increase Revenue	-0-	-0-	28	-0-	-0-	-0-	44	14	14	14	14
Rate Increase Percent	-0-	-0-	7.1%	-0-	-0-	-0-	*	3.2%	3.1%	3.0%	2.9%
* Lease/Access Fees = 3.3%	Transient Parking = 33.3%		Permanent Parking = 11.3%								
Workforce, End of Year ^d	9	9	9	9	10	9	10	10	10	10	10
Capital Spending	2,441	822	468	807	1,859	1,966	7,600	520	1,200	980	950
Net Plant In Service	26,960	26,946	26,230	27,822	28,700	30,400	30,800	31,200	31,900	32,700	33,600
Debt Service Amount ^e	5	-0-	-0-	-0-	-0-	-0-	-0-	-0-	-0-	-0-	-0-
Debt Service Coverage	1.25	-0-	-0-	-0-	-0-	-0-	-0-	-0-	-0-	-0-	-0-
Debt/Equity Ratio	.1%	-0-	-0-	-0-	-0-	-0-	-0-	-0-	-0-	-0-	-0-

See Accompanying Document for Footnotes

FOOTNOTES FOR ACCOMPANYING DOCUMENT

- a While revenues are expected to increase as Anchorage recovers from the recession, expenses will initially increase at a higher rate due to Depreciation Expense on those capital improvements completed in the late 1980's and then level off. Revenues will gain ground, if the proposed rate increases are approved, and our Income (Loss) For Governmental Reporting will begin to improve in the late 1990's.
- b After considerable fluctuations because of Depreciation on Contributed Plant, we anticipate Net Income Regulatory will return to a gradual increase in the 1990's.
- c We anticipate reduced wage and benefit increases until 1994 when a significant increase will occur as we add another Maintenance employee. Note that 1988-91 do not include Annual Leave Taken but it has been included for 1992-98.
- d We have a temporary Executive Assistant in 1992 that will not carryover into 1993. In 1994 we anticipate hiring another Maintenance employee because of increased demand for maintenance of airport equipment and facilities.
- e During 1989 we paid the final installment on our 1969 General Obligation Bonds, leaving no long-term debt for future years.

Merrill Field Airport
1993 Capital Budget
1993 - 1998
Capital Improvement Program

This page intentionally left blank.

MUNICIPAL AIRPORT
1993 CAPITAL IMPROVEMENT BUDGET FINANCIAL SUMMARY
Dollars in Thousands

Project Category	1993 Total Project Cost	Revenue Bonds	Opera- tions	State Grants	Federal Grants
Apron Improvements	1,400	---	88	---	1,312
Runways/Taxiways	---	---	---	---	---
Building & Equipment	4,766	---	66	4,700	---
Land Improvements	---	---	---	---	---
Land Acquisition	500	---	31	---	469
TOTAL CIP PROGRAM	6,666	---	185	4,700	1,781

**MUNICIPAL AIRPORT
1993-1998 CAPITAL IMPROVEMENT PROJECT FINANCIAL SUMMARY
Dollars in Thousands**

Project Category	1993	1994	1995	1996	1997	1998	Revenue Bonds	Operations	State Grants	Federal Grants	Total
Apron Improvements	1,400	300	---	---	980	---	---	168	---	2,512	2,680
Runways/Taxiways	---	---	---	700	---	950	---	103	---	1,547	1,650
Building & Equipment	4,766	5,800	---	---	---	---	---	66	4,700	5,800	10,566
Land Improvements	---	---	20	---	---	---	---	20	---	---	20
Land Acquisition	500	1,500	500	500	---	---	---	187	---	2,813	3,000
TOTAL CIP PROGRAM	6,666	7,600	520	1,200	980	950	---	544	4,700	12,672	17,916

SOURCE OF FUNDING:

Revenue Bonds	---	---	---	---	---	---	---	---	---	---	---
General Bonds	---	---	---	---	---	---	---	---	---	---	---
Operations	185	113	51	75	61	59	---	544	---	---	544
State Grants	4,700	---	---	---	---	---	---	---	4,700	---	4,700
Federal Grants	1,781	7,487	469	1,125	919	891	---	---	---	12,672	12,672
TOTAL FUNDING	6,666	7,600	520	1,200	980	950	---	544	4,700	12,672	17,916

MUNICIPALITY OF ANCHORAGE

BUDGET YEAR PROJECTS						Budget Year 1993
Utility <u>Municipal Airport</u>						
Project Category	Project Title	Location	Funding			
			Bonds G-GO Bonds R-Rev Bonds	Operations	Grants F-Federal S-State	Total
Apron Improvements	R A P Dust/Erosion Control Apron E-3	Block 9		22	328=F	350
	Multiple Purpose Project (Replat, Relocate, Demol- ish, Signage)	Various		66	984=F	1,050
Prepared by _____ Date _____ Total			G	88	1,312 F	1,400
			R		S	

MUNICIPALITY OF ANCHORAGE

BUDGET YEAR PROJECTS						Budget Year 1993
Utility <u>Municipal Airport</u>						
Project Category	Project Title	Location	Funding			Total
			Bonds G-GO Bonds R-Rev Bonds	Operations	Grants F-Federal S-State	
Building/Equip Imprvs	Public Aviation Facility	Block 2, Lot 7			4,700=S	4,700
	Vehicle Replacement	Maintenance Bldg		21		21
	Miscellaneous Equip- ment	Various		15		15
	Install Two Fuel Tanks	Maintenance Bldg		30		30
Prepared by _____ Date _____ Total			G R	66	F 4,700 S	4,766

MUNICIPALITY OF ANCHORAGE

BUDGET YEAR PROJECTS						Budget Year 1993
Utility <u>Municipal Airport</u>						
Project Category	Project Title	Location	Funding			Total
			Bonds G-GO Bonds R-Rev Bonds	Operations	Grants F-Federal S-State	
Land Acquisition	Acquire Orca Street Property	Western Boundary		31	469=F	500
Prepared by _____ Date _____ Total			G R	31	469 F S	500

MUNICIPALITY OF ANCHORAGE

FUTURE CAPITAL PROJECTS				Budget Year				
Utility <u>Municipal Airport</u>				1993				
Project Category	Project Title	Location	BUDGET BY YEAR					
			1994	1995	1996	1997	1998	
Apron Improvements	R A P Dust/Erosion Control Apron E-2	Block 6	281=F 19=0				919=F 61=0	
	Construct Apron E-4	Block 10						
Source of Funding:								
G.O. Bonds								
Revenue Bonds								
Operations			19				61	
State Grants								
Federal Grants			281				919	
Total			300				980	
Prepared by _____		Date _____						

MUNICIPALITY OF ANCHORAGE

FUTURE CAPITAL PROJECTS				Budget Year 1993			
Utility <u>Municipal Airport</u>							
Project Category	Project Title	Location	BUDGET BY YEAR				
			1994	1995	1996	1997	1998
Runway/Taxiway Imprvs	Reconstruct Taxiways E-1 and E-2	Taxiway E-1 and E-2			656=F 44=O		
	Construct Taxiways D-2 and F-1	Taxiway D-2 and F-1					891=F 59=O
Source of Funding:			G.O. Bonds				
			Revenue Bonds				
			Operations		44		59
			State Grants				
			Federal Grants		656		891
			Total			700	
Prepared by _____ Date _____							

MUNICIPALITY OF ANCHORAGE

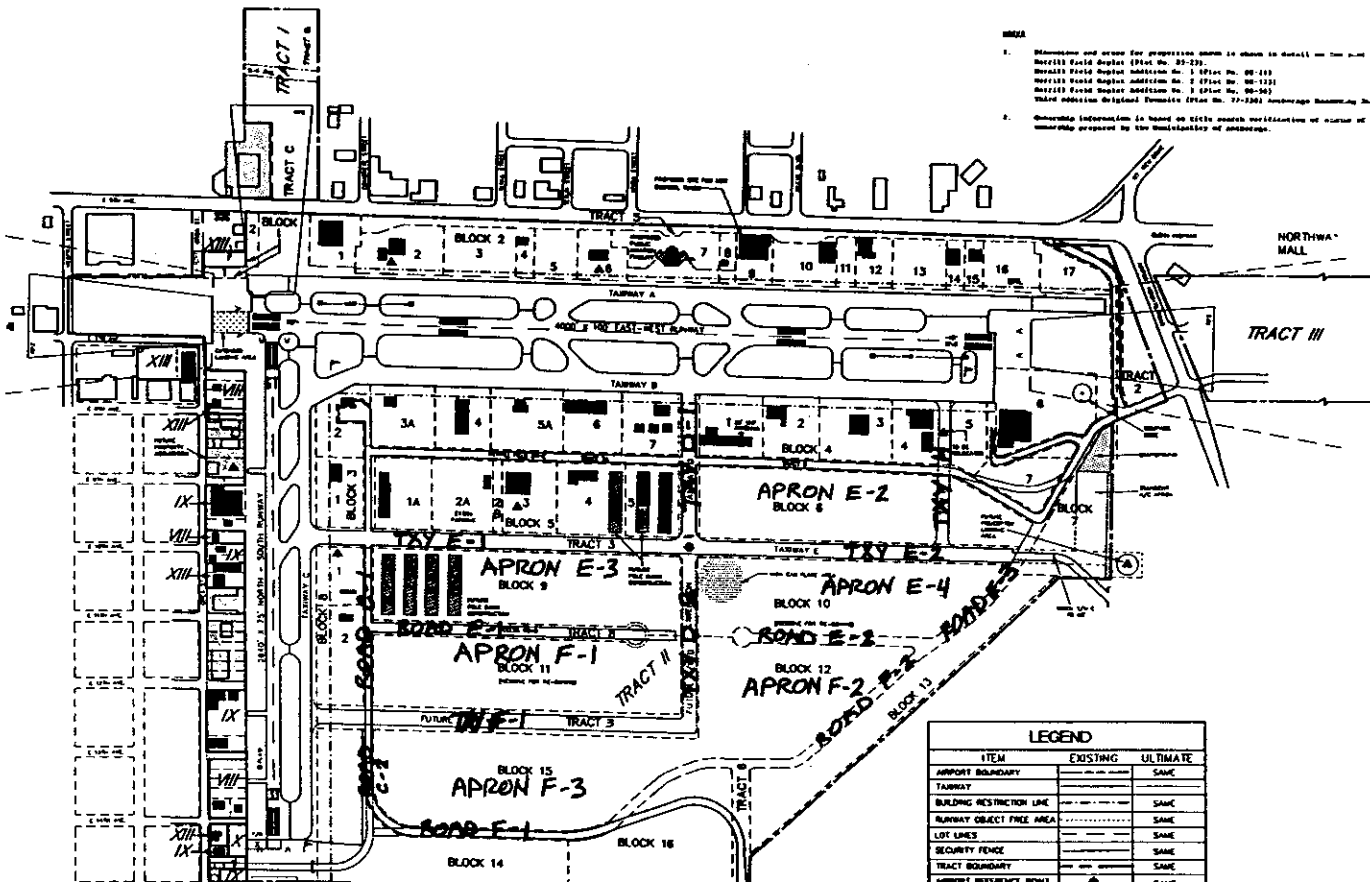
FUTURE CAPITAL PROJECTS				Budget Year 1993				
Utility <u>Municipal Airport</u>								
Project Category	Project Title	Location	BUDGET BY YEAR					
			1994	1995	1996	1997	1998	
Building/Equip Imprvs	Air Traffic Control Tower	Northern Boundary	5,800=F					
Source of Funding:								
G.O. Bonds								
Revenue Bonds								
Operations								
State Grants								
Federal Grants			5,800					
Total			5,800					
Prepared by _____		Date _____						

MUNICIPALITY OF ANCHORAGE

FUTURE CAPITAL PROJECTS				Budget Year 1993				
Utility <u>Municipal Airport</u>								
Project Category	Project Title	Location	BUDGET BY YEAR					
			1994	1995	1996	1997	1998	
Land Improvements	Landscape South Entrance	Lake Otis & 15th Avenue		20=0				
Source of Funding:			G.O. Bonds					
			Revenue Bonds					
			Operations		20			
			State Grants					
			Federal Grants					
			Total		20			
Prepared by _____ Date _____								

MUNICIPALITY OF ANCHORAGE

FUTURE CAPITAL PROJECTS				Budget Year			
Utility <u>Municipal Airport</u>				1993			
Project Category	Project Title	Location	BUDGET BY YEAR				
			1994	1995	1996	1997	1998
Land Acquisition	Acquire Orca Street Property	Western Boundary	1,406=F 94=0	469=F 31=0	469=F 31=0		
Source of Funding:							
G.O. Bonds							
Revenue Bonds							
Operations			94	31	31		
State Grants							
Federal Grants			1,406	469	469		
Total			1,500	500	500		
Prepared by _____ Date _____							



PROPERTY OVERLAP STATUS

TRACT DESCRIPTION	TYPE
TRACTS 9 & 10 MERRILL FIELD LEASE LOTS 7.54 ACRES	PER SIMPLE-W.O. 5/21/53
REPLAS OF MERRILL FIELD 230.3 ACRES	PER SIMPLE-W.O. 5/21/53
STATE OF ALASKA PLANT No. 1532	AFFIDAVIT EASEMENT - 10/21/70
REPLAS OF MERRILL FIELD PORTION OF TRACT A 56.76 ACRES	PER SIMPLE-W.O. 5/21/53 & 11/23/50
TRACTS 1 & 2 MERRILL AIRPORT TO AIRFIELD 12.04 ACRES	PER SIMPLE-W.O. 5/21/53
REPLAS OF MERRILL FIELD PORTION OF TRACT A 17.30 ACRES	PER SIMPLE-W.O. 5/21/53 & AFFIDAVIT TO ACQUIRED BY W.O. 4/23/51
TRACT 1 MERRILL FIELD TRACT A AFFIDAVIT NO. 1 SUBDIVISION OF TRACT 7 AND OF MERRILL FIELD TRACT A 12.04 ACRES	PER SIMPLE-W.O. 5/21/53 & AFFIDAVIT TO ACQUIRED BY W.O. 4/23/51
TRACT 2 MERRILL FIELD TRACT A AFFIDAVIT NO. 2 SUBDIVISION OF TRACT 7 AND OF MERRILL FIELD TRACT A 12.04 ACRES	PER SIMPLE-W.O. 5/21/53 & AFFIDAVIT TO ACQUIRED BY W.O. 4/23/51
TRACT 3 MERRILL FIELD TRACT A AFFIDAVIT NO. 3 SUBDIVISION OF TRACT 7 AND OF MERRILL FIELD TRACT A 12.04 ACRES	PER SIMPLE-W.O. 5/21/53 & AFFIDAVIT TO ACQUIRED BY W.O. 4/23/51
TRACT 4 MERRILL FIELD TRACT A AFFIDAVIT NO. 4 SUBDIVISION OF TRACT 7 AND OF MERRILL FIELD TRACT A 12.04 ACRES	PER SIMPLE-W.O. 5/21/53 & AFFIDAVIT TO ACQUIRED BY W.O. 4/23/51
TRACT 5 MERRILL FIELD TRACT A AFFIDAVIT NO. 5 SUBDIVISION OF TRACT 7 AND OF MERRILL FIELD TRACT A 12.04 ACRES	PER SIMPLE-W.O. 5/21/53 & AFFIDAVIT TO ACQUIRED BY W.O. 4/23/51
TRACT 6 MERRILL FIELD TRACT A AFFIDAVIT NO. 6 SUBDIVISION OF TRACT 7 AND OF MERRILL FIELD TRACT A 12.04 ACRES	PER SIMPLE-W.O. 5/21/53 & AFFIDAVIT TO ACQUIRED BY W.O. 4/23/51
TRACT 7 MERRILL FIELD TRACT A AFFIDAVIT NO. 7 SUBDIVISION OF TRACT 7 AND OF MERRILL FIELD TRACT A 12.04 ACRES	PER SIMPLE-W.O. 5/21/53 & AFFIDAVIT TO ACQUIRED BY W.O. 4/23/51
TRACT 8 MERRILL FIELD TRACT A AFFIDAVIT NO. 8 SUBDIVISION OF TRACT 7 AND OF MERRILL FIELD TRACT A 12.04 ACRES	PER SIMPLE-W.O. 5/21/53 & AFFIDAVIT TO ACQUIRED BY W.O. 4/23/51
TRACT 9 MERRILL FIELD TRACT A AFFIDAVIT NO. 9 SUBDIVISION OF TRACT 7 AND OF MERRILL FIELD TRACT A 12.04 ACRES	PER SIMPLE-W.O. 5/21/53 & AFFIDAVIT TO ACQUIRED BY W.O. 4/23/51
TRACT 10 MERRILL FIELD TRACT A AFFIDAVIT NO. 10 SUBDIVISION OF TRACT 7 AND OF MERRILL FIELD TRACT A 12.04 ACRES	PER SIMPLE-W.O. 5/21/53 & AFFIDAVIT TO ACQUIRED BY W.O. 4/23/51
TRACT 11 MERRILL FIELD TRACT A AFFIDAVIT NO. 11 SUBDIVISION OF TRACT 7 AND OF MERRILL FIELD TRACT A 12.04 ACRES	PER SIMPLE-W.O. 5/21/53 & AFFIDAVIT TO ACQUIRED BY W.O. 4/23/51
TRACT 12 MERRILL FIELD TRACT A AFFIDAVIT NO. 12 SUBDIVISION OF TRACT 7 AND OF MERRILL FIELD TRACT A 12.04 ACRES	PER SIMPLE-W.O. 5/21/53 & AFFIDAVIT TO ACQUIRED BY W.O. 4/23/51
TRACT 13 MERRILL FIELD TRACT A AFFIDAVIT NO. 13 SUBDIVISION OF TRACT 7 AND OF MERRILL FIELD TRACT A 12.04 ACRES	PER SIMPLE-W.O. 5/21/53 & AFFIDAVIT TO ACQUIRED BY W.O. 4/23/51
TRACT 14 MERRILL FIELD TRACT A AFFIDAVIT NO. 14 SUBDIVISION OF TRACT 7 AND OF MERRILL FIELD TRACT A 12.04 ACRES	PER SIMPLE-W.O. 5/21/53 & AFFIDAVIT TO ACQUIRED BY W.O. 4/23/51
TRACT 15 MERRILL FIELD TRACT A AFFIDAVIT NO. 15 SUBDIVISION OF TRACT 7 AND OF MERRILL FIELD TRACT A 12.04 ACRES	PER SIMPLE-W.O. 5/21/53 & AFFIDAVIT TO ACQUIRED BY W.O. 4/23/51
TRACT 16 MERRILL FIELD TRACT A AFFIDAVIT NO. 16 SUBDIVISION OF TRACT 7 AND OF MERRILL FIELD TRACT A 12.04 ACRES	PER SIMPLE-W.O. 5/21/53 & AFFIDAVIT TO ACQUIRED BY W.O. 4/23/51
TRACT 17 MERRILL FIELD TRACT A AFFIDAVIT NO. 17 SUBDIVISION OF TRACT 7 AND OF MERRILL FIELD TRACT A 12.04 ACRES	PER SIMPLE-W.O. 5/21/53 & AFFIDAVIT TO ACQUIRED BY W.O. 4/23/51
TRACT 18 MERRILL FIELD TRACT A AFFIDAVIT NO. 18 SUBDIVISION OF TRACT 7 AND OF MERRILL FIELD TRACT A 12.04 ACRES	PER SIMPLE-W.O. 5/21/53 & AFFIDAVIT TO ACQUIRED BY W.O. 4/23/51
TRACT 19 MERRILL FIELD TRACT A AFFIDAVIT NO. 19 SUBDIVISION OF TRACT 7 AND OF MERRILL FIELD TRACT A 12.04 ACRES	PER SIMPLE-W.O. 5/21/53 & AFFIDAVIT TO ACQUIRED BY W.O. 4/23/51
TRACT 20 MERRILL FIELD TRACT A AFFIDAVIT NO. 20 SUBDIVISION OF TRACT 7 AND OF MERRILL FIELD TRACT A 12.04 ACRES	PER SIMPLE-W.O. 5/21/53 & AFFIDAVIT TO ACQUIRED BY W.O. 4/23/51
TRACT 21 MERRILL FIELD TRACT A AFFIDAVIT NO. 21 SUBDIVISION OF TRACT 7 AND OF MERRILL FIELD TRACT A 12.04 ACRES	PER SIMPLE-W.O. 5/21/53 & AFFIDAVIT TO ACQUIRED BY W.O. 4/23/51
TRACT 22 MERRILL FIELD TRACT A AFFIDAVIT NO. 22 SUBDIVISION OF TRACT 7 AND OF MERRILL FIELD TRACT A 12.04 ACRES	PER SIMPLE-W.O. 5/21/53 & AFFIDAVIT TO ACQUIRED BY W.O. 4/23/51
TRACT 23 MERRILL FIELD TRACT A AFFIDAVIT NO. 23 SUBDIVISION OF TRACT 7 AND OF MERRILL FIELD TRACT A 12.04 ACRES	PER SIMPLE-W.O. 5/21/53 & AFFIDAVIT TO ACQUIRED BY W.O. 4/23/51
TRACT 24 MERRILL FIELD TRACT A AFFIDAVIT NO. 24 SUBDIVISION OF TRACT 7 AND OF MERRILL FIELD TRACT A 12.04 ACRES	PER SIMPLE-W.O. 5/21/53 & AFFIDAVIT TO ACQUIRED BY W.O. 4/23/51
TRACT 25 MERRILL FIELD TRACT A AFFIDAVIT NO. 25 SUBDIVISION OF TRACT 7 AND OF MERRILL FIELD TRACT A 12.04 ACRES	PER SIMPLE-W.O. 5/21/53 & AFFIDAVIT TO ACQUIRED BY W.O. 4/23/51

1. Dimensions and areas for progressive items to shown in detail on the plan of Merrill Field master plan No. 30-120.
Merrill Field master plan No. 30-120
Merrill Field master plan No. 30-120
Merrill Field master plan No. 30-120
Merrill Field master plan No. 30-120
Merrill Field master plan No. 30-120
Merrill Field master plan No. 30-120
Merrill Field master plan No. 30-120

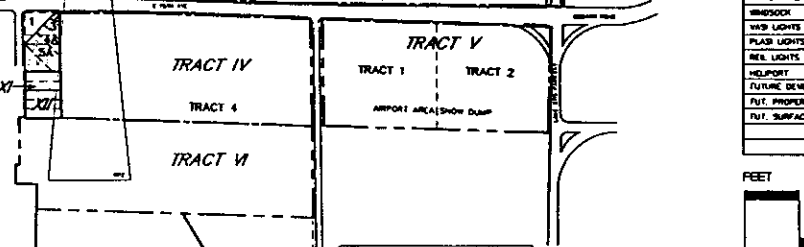
2. Additional information is based on title search verification of status of ownership prepared by the Municipality of Anchorage.

LEGEND

ITEM	EXISTING	ULTIMATE
AIRPORT BOUNDARY	-----	-----
TAXIWAY	-----	-----
BUILDING RESTRICTION LINE	-----	-----
RUNWAY OBJECT FREE AREA	-----	-----
LOT LINES	-----	-----
SECURITY FENCE	-----	-----
TRACT BOUNDARY	-----	-----
AIRPORT REFERENCE POINT	-----	-----
WOODS	-----	-----
WATER LIGHTS	-----	-----
PLAS LIGHTS	-----	-----
NEE LIGHTS	-----	-----
HELIPORT	-----	-----
FUTURE DEVELOPMENT	-----	-----
FUT. PROPERTY ACQUISITION	-----	-----
FUT. SURFACE ACCESS	-----	-----

FEET

0 300 600 900 1500



FAA

Approved by: _____ Date: _____

Merrill Field Municipal Airport

Approved by: *John P. ...* Date: *4/17/02*

REVISIONS

Date: 3/02

PROPERTY ACQUISITION

Merrill Field Municipal Airport
Municipality of Anchorage • Anchorage, Alaska

TRA Airport Consulting & The Parry Company

Master Plan Update

EXHIBIT A
Airport Property Map