Municipality of Anchorage

— Alaska —

2010

Office of Economic & Community Development Departments

Indirect Cost Proposal

Dan Sullivan
Mayor

Lucinda Mahoney
Chief Fiscal Officer

ECONOMIC AND COMMUNITY DEVELOPMENT

– 2010 –

INDIRECT COST PROPOSAL

TABLE OF CONTENTS

DESCRIPTION	PAGE
GENERAL INFORMATION	
Certification	1
Introduction	2
Federal Department of Health & Human Services letter dated August 19, 1986	3
Organizational Charts, 1/1/2008	4
INDIRECT COST RATES	
Library	7
Eagle River/Chugiak Parks & Recreation	8
Anchorage Parks & Recreation Department	9
Girdwood Parks & Recreation	10
Department of Neighborhoods	11
2008 FINANCIAL INFORMATION	
Summary of Costs	
Office of Economic & Community Development	12
Anchorage Parks & Recreation	15
Department of Neighborhoods	16
Detail of Costs	
Office of Economic & Community Development	17
Anchorage Parks & Recreation	35
Department of Neighborhoods	49
Detail of Intragovernmental Charges from Central Service Plan Units	
Office of Economic & Community Development	56
Anchorage Parks & Recreation	62
Department of Neighborhoods	66
Detail of Intragovernmental Charges Treated as Direct Costs	
Office of Economic & Community Development	68
Anchorage Parks & Recreation	70
Department of Neighborhoods	71
Detail of Unallowable Costs, Direct and Indirect	
Office of Economic & Community Development	72
Anchorage Parks & Recreation	73
Department of Neighborhoods	74
INTRAGOVERNMENTAL CHARGE-OUT METHODOLOGIES	

CERTIFICATE OF INDIRECT COSTS

This is to certify that I have reviewed the indirect cost proposal submitted herewith and to the best of my knowledge and belief:

(1) All costs included in this proposal to establish billing or final indirect cost rates for the period January 1 through December 31, 2010 are allowable in accordance with the requirements of the Federal award(s) to which they apply and OMB Circular A-87, "Cost Principles for State and Local Governments." Unallowable costs have been adjusted for in allocating costs as indicated in the Central Services Plan.

(2) All costs included in this proposal are properly allocable to Federal awards on the basis of a beneficial or a causal relationship between the expense incurred and the agreements to which they are allocated in accordance with applicable requirements. Further, the same costs that have been treated as indirect costs have not been claimed as direct costs. Similar types of costs have been accounted for consistently and the Federal Government will be notified of any accounting changes that would affect the predetermined rate.

3) All costs are reported on a GAAP basis for the most recent year completed, or Municipal fiscal year 2008, which is the calendar year 2008.

I declare the foregoing is true and correct

Lucinda Mahoney
(Signature)
Date: 9.1.10

Lucinda Mahoney
Chief Fiscal Officer
Municipality of Anchorage
Anchorage, Alaska

(Signature)
Date: 8/26/10

Brian Miller
Preparer
Office of Management and Budget
Municipality of Anchorage
Anchorage, Alaska

INTRODUCTION to INDIRECT COST PROPOSAL

This document presents the Indirect Cost Proposal for the Municipality of Anchorage's Office of Economic and Community Development (OECD), for the period January 1, 2010 through December 31, 2010. This proposal supports our department's claim to indirect costs on grants and contracts with Federal and State government agencies. Costs presented in this proposal are based on calendar year 2008 (CY08) actual expenses.

One indirect cost rate is developed for each division within the department. This percentage of indirect costs is computed based on total direct costs for the division. Since most grants with Municipal employee support are billed for that support through the Municipal IGCS (Intragovernmental Charge System) the salaries and benefits do not appear as identifiable salaries and benefits amounts upon which to calculate an indirect cost rate based on direct salaries or salaries and benefits.

Costs included in the indirect cost rates include intragovernmental charges from department and division administrative units. Indirect costs also include a share of the allocated central service units' costs as identified in the Municipality of Anchorage's 2010 Central Services Plan. In addition, intragovernmental charges from central service units, department and division charging units have been adjusted to subtract costs that are unallowable according to OMB Circular A-87, "Cost Principles for State and Local Governments."

DEPARTMENT OF HE TH & HUMAN SERVICES

Office of the
Regional Director

Region X
M/S 202
2901 Third Avenue
Seattle, WA 98121

August 19, 1986

Mr. Bob Smith
Municipal Manager
Municipality of Anchorage
Pouch 6-650
Anchorage, Alaska 99502-0650

Dear Mr. Smith:

As the cognizant Federal agency, this is to inform you that future central services cost allocation plans and departmental/divisional indirect cost proposals will not have to be submitted for review by this office.

You are advised that central services cost allocation plans and departmental/divisional indirect cost proposals must be prepared in accordance with the appropriate Federal cost principles and available as of the time a claim is made against a Federal award. The documentation in support of the claim must be retained for a period of three years.

This policy will remain in effect until advised otherwise by this office or a newly designated cognizant Federal agency.

We remain available to answer technical questions or otherwise provide information consistent with the functions of this office.

Sincerely,

J. J. Latuseck
Director
Division of Cost Allocation

OFFICE OF ECONOMIC & COMMUNITY DEVELOPMENT

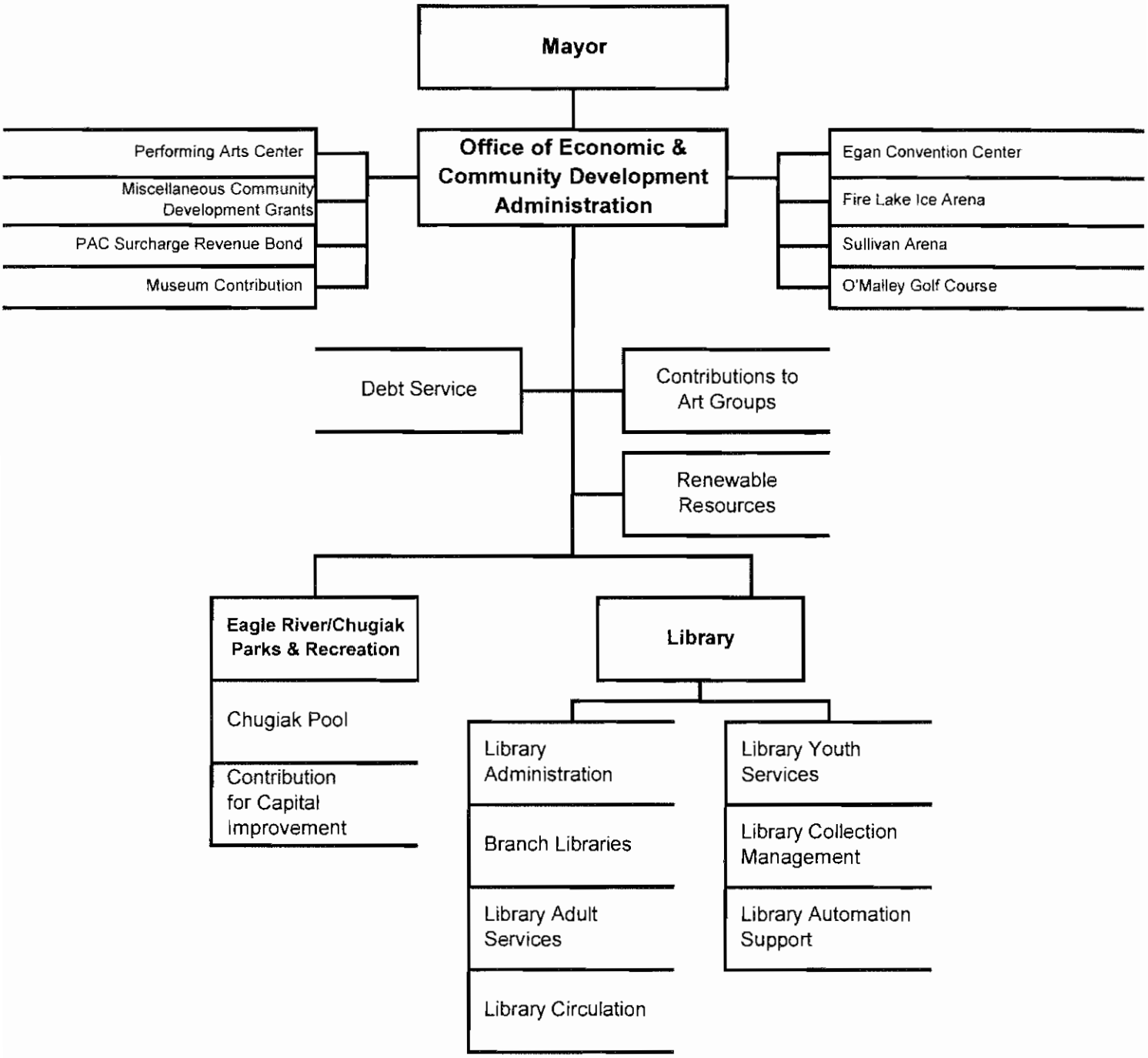

Anchorage Parks & Recreation

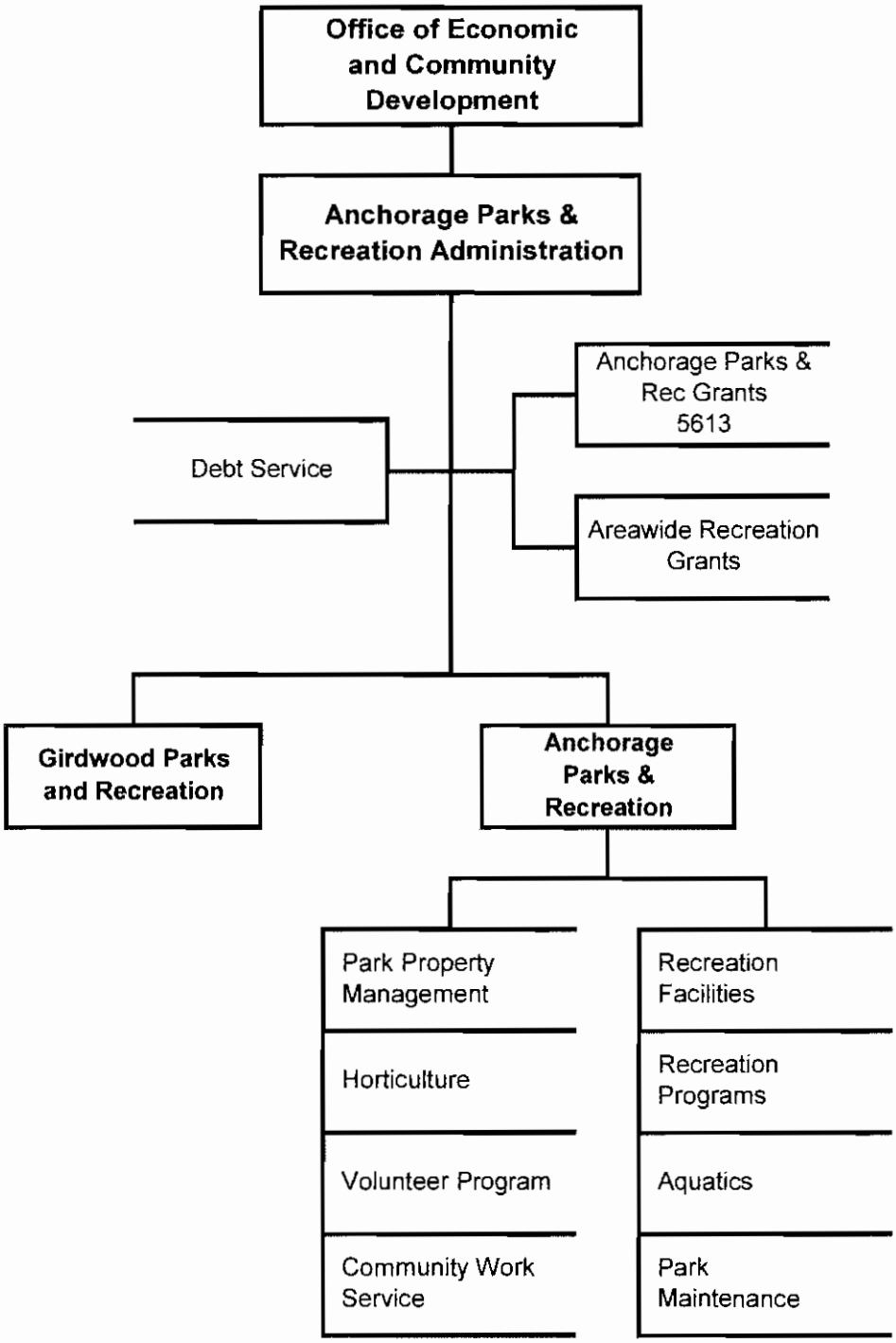

DEPARTMENT OF NEIGHBORHOODS

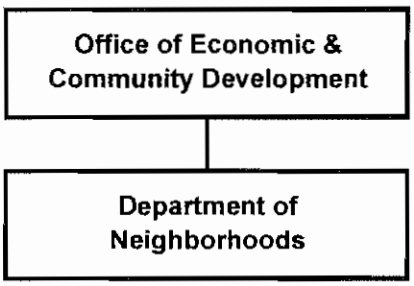

INDIRECT COST RATES	
Library	7
Eagle River/Chugiak Parks & Recreation	8
Anchorage Parks & Recreation Department	9
Girdwood Parks & Recreation	10
Department of Neighborhoods	11

INDIRECT COST RATE COMPUTATION

LIBRARY

COST ITEM	AMOUNT
Actual Indirects	3,039,163
Allocation of Net Costs (over/underbilled costs) as Indirects From:	
Dept Admin.	44,472
Total Indirects	$3,083,635
Base (Total Directs)	8,710,424
2010 Rate	35.4%

INDIRECT COST RATE COMPUTATION

EAGLE RIVER PARKS & RECREATION

COST ITEM	AMOUNT
Actual Indirects	358,980
Allocation of Net Costs (over/underbilled costs) as Indirects From:	
Dept Admin.	7,412
Total Indirects	$366,392
Base (Total Directs)	2,843,658
2010 Rate	12.9%

INDIRECT COST RATE COMPUTATION

ANCHORAGE PARKS AND RECREATION DEPARTMENT

COST ITEM	AMOUNT
Actual Indirects	3,331,529
Allocation of Net Costs (over/underbilled costs) as Indirects From:	
Office of Econ & Comm Develop Admin.	48,463
Total Indirects	$3,379,992
Base (Total Directs)	16,562,588
2010 Rate	20.4%

INDIRECT COST RATE COMPUTATION

GIRDWOOD PARKS & RECREATION

Cost rate is the same as the rate for Anchorage Parks and Recreation Department since all oversight and management of Girdwood projects and activities is handled by Parks and Recreation Department personnel.

INDIRECT COST RATE COMPUTATION

DEPARTMENT OF NEIGHBORHOODS
(formerly the Community Development Division
within the Office of Economic and Community Development)

COST ITEM	AMOUNT
Actual Indirects	196,182
Allocation of Net Costs (over/underbilled costs) as Indirects From:	
Dept Admin.	3,421
Total Indirects	$199,603
Base (Total Directs)	4,931,423
2010 Rate	4.0%

2008 FINANCIAL INFORMATION

Summary of Costs
- Office of Economic & Community Development 12
- Anchorage Parks & Recreation 15
- Department of Neighborhoods 16

Detail of Costs
- Office of Economic & Community Development 17
- Anchorage Parks & Recreation 35
- Department of Neighborhoods 49

Detail of Intragovernmental Charges from Central Service Plan Units
- Office of Economic & Community Development 56
- Anchorage Parks & Recreation 62
- Department of Neighborhoods 66

Detail of Intragovernmental Charges Treated as Direct Costs
- Office of Economic & Community Development 68
- Anchorage Parks & Recreation 70
- Department of Neighborhoods 71

Detail of Unallowable Costs, Direct and Indirect
- Office of Economic & Community Development 72
- Anchorage Parks & Recreation 73
- Department of Neighborhoods 74

Municipality of Anchorage
Indirect Cost Proposal
Using Results as of December 31, 2008

Dept ID	Description	Direct Expenditures	IGC Expenditures	Total Direct and IGC Expenditures	Total Billings (IGC) & Program Revenues	Net Costs	Adjustment for Billings to Non-Chargeout units	Net Costs, After Adj	Total Charges From Central Services Plan IGCs	Non-Allowable Expense Adj: % Not Allow-able (from CSP)	Non-Allowable Expense Adj: From Central Services Plan	Non-Allowable Expense Adj: Within Unit	Adjusted Net Allowable Costs	Allowable IGCs Treated as Indirect Costs	Allowable Directs
ECONOMIC & COMMUNITY DEVELOPMENT DEPARTMENT															
5105	Economic & Comm Devlop Admin	1,094,752	481,706	1,576,458	(745,562)	830,896	-	830,896	474,151	9.25%	43,866	216,877	570,154	-	-
5107	Performing Arts Center	1,148,500	236	1,148,736	-	1,148,736	-	1,148,736	236	9.25%	22	1,148,500	214	214	0
5108	Egan Center/Tourism	2,655,758	949	2,656,707	-	2,656,707	-	2,656,707	949	9.25%	88	-	2,656,619	861	2,655,758
5109	Misc Community Davelop Grants	518,749	2,475	521,224	(121,640)	399,584	121,640	521,224	2,475	9.25%	229	514,449	6,546	2,246	4,300
5112	Performing Arts Center	-	71,496	71,496	-	71,496	-	71,496	64,965	9.25%	6,010	-	65,486	64,882	604
5113	Egan Convention Center	-	34,163	34,163	(15,834)	16,329	15,834	34,163	6,733	9.25%	623	-	33,540	31,002	2,538
5114	Contracted Facilities	-	62,117	62,117	-	62,117	-	62,117	38,606	9.25%	3,572	-	58,545	56,370	2,175
5115	Fire Lake Rec Center	50,000	7,808	57,808	-	57,808	-	57,808	3,890	9.25%	360	-	57,448	7,086	50,363
5116	Sullivan Arena	-	386,448	386,448	(213,914)	172,534	213,914	386,448	29,224	9.25%	2,704	-	383,744	350,696	33,048
5117	O'Malley Golf Course	-	11,291	11,291	(74,387)	(63,096)	74,387	11,291	842	9.25%	78	-	11,213	10,247	967
5118	Renewable Resources	237,281	7,679	244,959	(3,975)	240,984	3,975	244,959	7,679	9.25%	710	92,265	151,984	-	151,984
5119	Eagle River Park Facilities	27,072	1,221	28,294	(10,258)	18,036	10,258	28,294	1,221	9.25%	113	-	28,181	-	28,181
5120	PAC Revenue Bond	336,813	-	336,813	(276,330)	60,483	276,330	336,813	-	9.25%	-	336,813	-	-	-
5122	Debt Service (101)	103,964	-	103,964	-	103,964	-	103,964	-	9.25%	-	103,964	-	-	-
5123	Contributions to Art Groups	236,450	1,075	237,525	-	237,525	-	237,525	1,075	9.25%	-	236,450	-	976	(976)
5142	C&RS Histsoric Preservation Interest	2,440	-	2,440	(3,207)	(767)	3,207	2,440	-	9.25%	-	2,440	-	-	-
54630G	Anc Parks FDN Operating	19,589	937	20,527	(80,000)	(59,473)	80,000	20,527	937	9.25%	-	-	-	-	-
54826G	Salmon in the City ADFG	58,870	-	58,870	(58,870)	-	58,870	58,870	-	9.25%	-	13,500	45,370	-	45,370
54834G	ECD - UAA Donations	3,983	-	3,983	-	3,983	-	3,983	-	9.25%	-	-	3,983	-	3,983
54838G	SOA Misc ECD Grants	250,000	-	250,000	(250,000)	-	250,000	250,000	-	9.25%	-	-	250,000	-	250,000
54846G	Salmon in City Conoco	76,548	-	76,548	(100,000)	(23,452)	100,000	76,548	-	9.25%	-	73,508	3,040	-	3,040
54856G	NPS Iditarod Trail Grant	-	-	-	(430)	(430)	430	-	-	9.25%	-	-	-	-	-
1615	Anchorage Golf Course CIP	26,300	10,449	36,749	(206,926)	(170,177)	206,926	36,749	-	9.25%	-	-	36,749	9,483	27,266
1619	Valley River Center	1,502,774	38,000	1,540,774	(3,828,774)	(2,288,000)	3,828,774	1,540,774	-	9.25%	-	510,598	1,030,176	34,484	995,691
1620	Mt View Library CIP Donations	-	-	-	(1,462,000)	(1,462,000)	1,462,000	-	-	9.25%	-	-	-	-	-
1621	08 Bond Facilities Museum	1,508	20,000	21,508	(222,979)	(201,471)	222,979	21,508	-	9.25%	-	-	21,508	18,150	3,358
1622	ACPA Reserve Account	-	6,531	6,531	(71,259)	(64,728)	71,259	6,531	-	9.25%	-	-	6,531	5,927	604
1623	Egan Center Reserve Account	-	27,429	27,429	(190,245)	(162,816)	190,245	27,429	-	9.25%	-	-	27,429	24,892	2,538
1625	Ben Boeke Reserve Account	107,691	23,511	131,202	(625,707)	(494,505)	625,707	131,202	-	9.25%	-	-	131,202	21,336	109,866
1628	Sullivan Arena Reserve Account	269,774	20,898	290,672	(511,448)	(220,776)	511,448	290,672	-	9.25%	-	-	290,672	18,965	271,707
1633	Egan Center Upgrades Civic	1,156,259	-	1,156,259	(2,312,518)	(1,156,259)	2,312,518	1,156,259	-	9.25%	-	230,872	925,387	-	925,387
	Total CRS Administration	9,885,074	1,216,421	11,101,494	(11,386,264)	(284,770)	10,640,702	10,355,932	632,984		58,374	3,480,235	6,795,721	657,815	5,567,752
5204	Museum Capital Projects	18,989	-	18,989	(18,989)	-	18,989	18,989	-	9.25%	-	-	18,989	-	18,989
5210	Museum	3,968,668	-	3,968,668	-	3,968,668	-	3,968,668	-	9.25%	-	3,968,668	-	-	-
	Total Museum	3,987,657	0	3,987,657	(18,989)	3,968,668	18,989	3,987,657	0		0	3,968,668	18,989	0	18,989

Municipality of Anchorage
Indirect Cost Proposal
Using Results as of December 31, 2008

Dept ID	Description	Direct Expenditures	IGC Expenditures	Total Direct and IGC Expenditures	Total Billings (IGC) & Program Revenues	Net Costs	Adjustment for Billings to Non-Chargeout units	Net Costs, After Adj	Total Charges From Central Services Plan IGCs	Non-Allowable Expense Adj: % Not Allow-able (from CSP)	Non-Allowable Expense Adj: From Central Services Plan	Non-Allowable Expense Adj: Within Unit	Adjusted Net Allowable Costs	Allowable IGCs Treated as Indirect Costs	Allowable Directs
5124	GWLIB Rasmuson FD FF&E	442,031	-	442,031	(442,031)	-	442,031	442,031	-	9.25%	-	94,921	347,110	-	347,110
5316G	2000-2004 Misc Library Donations	14,730	-	14,730	42,185	56,915	(42,185)	14,730	-	9.25%	-	-	14,730	-	14,730
53163G	Library Materials Donations	4,370	-	4,370	-	4,370	-	4,370	-	9.25%	-	-	4,370	-	4,370
53164G	Misc. Library Donations	31,239	-	31,239	-	31,239	-	31,239	-	9.25%	-	-	31,239	-	31,239
5317G	Friends - Library Donations	20,686	679	21,365	(105,662)	(84,297)	105,662	21,365	679	9.25%	63	-	21,302	616	20,686
53167G	Big Read Book Donations	5,298	26	5,324	(3,000)	2,324	3,000	5,324	26	9.25%	2	-	5,322	24	5,298
5355	Library Administration	763,857	2,323,708	3,087,565	(207,759)	2,879,807	207,759	3,087,565	2,110,320	9.25%	195,235	51,357	2,840,973	2,066,826	774,147
5364	Branch Libraries	1,764,103	792,261	2,556,364	(144,548)	2,411,817	144,548	2,556,364	791,665	9.25%	73,241	-	2,483,124	633,613	1,849,510
5371	Library Adult Services	1,557,324	170,468	1,727,792	(91,079)	1,636,713	91,079	1,727,792	167,886	9.25%	15,532	1,099	1,711,161	73,063	1,638,098
5372	Library Circulation	1,240,954	185,298	1,426,252	(217,816)	1,208,436	217,816	1,426,252	178,347	9.25%	16,500	8,582	1,401,170	103,502	1,297,668
5373	Library Youth Services	608,425	84,802	693,227	(24,981)	668,246	24,981	693,227	70,948	9.25%	6,564	-	686,663	33,886	652,777
5381	Library Technical Support Svcs	1,809,506	158,476	1,967,982	(41,451)	1,926,531	41,451	1,967,982	158,228	9.25%	14,638	7,720	1,945,624	106,886	1,838,738
5382	Library Automation Support	371,613	25,679	397,292	(29,638)	367,653	29,638	397,292	24,934	9.25%	2,307	75,714	319,270	16,924	302,346
53917G	Public Library Assistance	79,230	-	79,230	(38,100)	41,130	38,100	79,230	-	9.25%	-	5,571	73,659	-	73,659
53918G	Public Library Assistance	1,044	585	1,629	(36,044)	(34,415)	36,044	1,629	585	9.25%	54	-	1,574	531	1,044
53937G	800# ILL & Reference Backup	46,012	1,930	47,942	(47,942)	-	47,942	47,942	1,930	9.25%	179	-	47,764	-	47,764
53938G	800# Ill & Reference Backup	30,824	2,883	33,707	(33,707)	-	33,707	33,707	2,883	9.25%	267	-	33,440	1,088	32,352
53947G	Ready to Read Grants	47,486	1,739	49,225	(49,225)	-	49,225	49,225	1,739	9.25%	161	-	49,064	-	49,064
53948G	Ready to Read Grants	18,118	1,938	20,056	(20,056)	-	20,056	20,056	1,938	9.25%	179	-	19,876	917	18,959
53958G	Net Lender 2008	13,475	300	13,775	(13,775)	-	13,775	13,775	300	9.25%	28	-	13,748	272	13,475
53978G	The Big Read 2008	33,760	3,560	37,321	(35,000)	2,321	35,000	37,321	1,445	9.25%	134	-	37,187	526	36,661
53979G	Community Read	4,252	368	4,620	(25,000)	(20,380)	25,000	4,620	368	9.25%	34	-	4,586	334	4,252
53988G	Travel Grant Pass-Thru	3,404	350	3,754	(4,542)	(788)	4,542	3,754	168	9.25%	16	-	3,739	152	3,586
	Total Library	8,469,712	3,755,052	12,224,763	(1,127,140)	11,097,624	1,127,140	12,224,763	3,514,390		325,133	150,044	11,749,587	3,039,163	8,710,424
5470	Eagle River/Chugiak Parks	1,147,251	259,936	1,407,187	(183,297)	1,223,890	183,297	1,407,187	208,644	9.25%	19,303	37,701	1,350,183	192,441	1,157,742
5471	E.R. Parks Debt (152)	370,677	-	370,677	-	370,677	-	370,677	-	9.25%	-	370,677	-	-	-
5473	Chugiak Pool	491,821	188,873	680,694	(227,493)	453,201	227,493	680,694	188,824	9.25%	17,469	-	663,225	148,571	514,654
5474	Contrib for Cap Improvements	2,639,870	-	2,639,870	-	2,639,870	-	2,639,870	-	9.25%	-	2,639,870	-	-	-
5477	2000 ER Parks & Rec GO Bonds	50,968	-	50,968	(50,968)	-	50,968	50,968	-	9.25%	-	43,068	7,900	-	7,900
5478	2002 ER CHUG P&R BOND	71,277	-	71,277	(71,277)	-	71,277	71,277	-	9.25%	-	15,972	55,305	-	55,305
5479	ER/CH P&R Legis Grants	1,615,398	19,800	1,635,198	(3,270,395)	(1,635,198)	3,270,395	1,635,198	-	9.25%	-	1,079,204	555,994	17,968	538,026
5624	2004 ER/CH P&R Mill Levy	6,211	-	6,211	(6,211)	-	6,211	6,211	-	9.25%	-	-	6,211	-	6,211
5625	2005 ER/CH P&R Mill Levy	19,794	-	19,794	(19,794)	-	19,794	19,794	-	9.25%	-	-	19,794	-	19,794
5626	2006 ER/CH P&R Mill Levy	62,744	4,018	66,762	(66,762)	-	66,762	66,762	-	9.25%	-	18,110	48,652	-	48,652
5627	2007 ER/CH P&R Mill Levy	867,907	-	867,907	(867,907)	-	867,907	867,907	-	9.25%	-	372,533	495,374	-	495,374
	Total ER Chugiak Parks & Recr	7,343,916	472,628	7,816,544	(4,764,103)	3,052,441	4,764,103	7,816,544	397,468		36,772	4,577,134	3,202,638	358,980	2,843,658
	Total Economic & Community Develo	29,686,358	5,444,100	35,130,458	(17,296,495)	17,833,963	16,550,934	34,384,897	4,544,841		420,278	12,176,082	21,766,935	4,055,958	17,140,823

Municipality of Anchorage
Indirect Cost Proposal
Using Results as of December 31, 2008

Dept ID	Description	Direct Expenditures	IGC Expenditures	Total Direct and IGC Expenditures	Total Billings (IGC) & Program Revenues	Net Costs	Adjustment for Billings to Non-Chargeout units	Net Costs, After Adj	Total Charges From Central Services Plan IGCs	Non-Allowable Expense Adj: % Not Allowable (from CSP)	Non-Allowable Expense Adj: From Central Services Plan	Non-Allowable Expense Adj: Within Unit	Adjusted Net Allowable Costs	Allowable IGCs Treated as Indirect Costs	Allowable Directs
	ALLOCATIONS of UNALLOWABLE COSTS FROM ADMIN UNITS														
	UNIT			**Amount (over)/under billed**	**2007 Distribution Percent**	**Division**		**Flow Thru**							
5105	Department Administration			570,154	2.4%	Museum		13,966							
					7.8%	Library		44,472							
					1.3%	E/R P&Rec		7,412							
					16.9%	to Non-Allocating Unit(s)		96,356							
								162,206							
	To Depts under OECD Executive Authority				8.5%	Anchorage Parks & Rec		48,463							
					6.7%	Planning		38,200							
					0.8%	Heritage Land Bank		4,561							
					0.6%	Neighborhoods		3,421							
								94,646							
5109	Grants to Not for Profit Agencies				Does not Allocate										
5121	C&RS Debt/ASSMNT Anch				Does not Allocate										
5123	Contrib To Art Groups				Does not Allocate										
5112 - 19	Contracted Facility operations				Does not Allocate										

Municipality of Anchorage
Indirect Cost Proposal
Using Results as of December 31, 2008

Dept ID	Description	Direct Expenditures	IGC Expenditures	Total Direct and IGC Expenditures	Total Billings (IGC) & Program Revenues	Net Costs	Adjustment for Billings to Non-Chargeout units	Net Costs, After Adj	Total Charges From Central Services Plan IGCs	Non-Allowable Expense Adj: % Not Allowable (from CSP)	Non-Allowable Expense Adj: From Central Services Plan	Non-Allowable Expense Adj: Within Unit	Adjusted Net Allowable Costs	Allowable IGCs Treated as Indirect Costs	Allowable Directs
ANCHORAGE PARKS AND RECREATION															
5121	Debt Service (161 Fund)	2,658,832	-	2,658,832	-	2,658,832	-	2,658,832	-	9.25%	-	2,658,832	-	-	-
5402	Parks Legislative Grants	593,808	33,734	627,542	(1,259,740)	(632,198)	1,259,740	627,542	-	9.25%	-	320,596	306,947	29,403	277,544
5417	Campbell Creek Rehab	119,227	804	120,031	(240,062)	(120,031)	240,062	120,031	-	9.25%	-	48,848	71,183	-	71,183
5424	Misc Capital Funding	28,445	354	28,798	(28,798)	-	28,798	28,798	-	9.25%	-	-	28,798	-	28,798
5427	HB268/Repogram-Pk/Rec 95	9,800	-	9,800	(19,484)	(9,684)	19,484	9,800	-	9.25%	-	-	9,800	-	9,800
5430	HUD Recreation Facility	49,228	26,481	75,709	(151,417)	(75,709)	151,417	75,709	-	9.25%	-	49,228	26,481	-	26,481
5431	HUD Kincaid Training CTR	-	17,833	17,833	(35,666)	(17,833)	35,666	17,833	-	9.25%	-	-	17,833	-	17,833
5432	1992 BO Parks & Rec Bonds	1	-	1	(1)	-	1	1	-	9.25%	-	1	-	-	-
5435	99 Anch P&R GO Bonds	28,422	1,587	30,009	49,413	79,422	(49,413)	30,009	-	9.25%	-	-	30,009	-	30,009
5436	2000 Anch Parks & Rec GO Bonds	892,468	43,038	935,506	(935,506)	-	935,506	935,506	-	9.25%	-	(227,500)	1,163,006	886	1,162,119
5462G	Citizens Contributions	1,511	-	1,511	(5,501)	(3,990)	5,501	1,511	-	9.25%	-	-	1,511	-	1,511
5476	99 Eagle River/Chug Bonds	13	-	13	(13)	-	13	13	-	9.25%	-	-	13	-	13
5480	Girdwood Parks & Rec	376,769	28,667	405,435	(2,932)	402,504	2,932	405,435	21,738	9.25%	2,011	279,758	123,666	25,420	98,246
5481	2006 Wheelchair Games	187,755	25,084	212,839	(425,678)	(212,839)	425,678	212,839	-	9.25%	-	-	212,839	-	212,839
5491	Trails CIB	16,557	-	16,557	(16,557)	-	16,557	16,557	-	9.25%	-	-	16,557	-	16,557
5492	Park Development	191,243	(0)	191,243	(191,243)	-	191,243	191,243	-	9.25%	-	189,630	1,613	-	1,613
5496	Local Funding for P&R CIP	259	-	259	(259)	-	259	259	-	9.25%	-	-	259	-	259
5497	Anchorage Park Foundation	474,555	-	474,555	(474,555)	-	474,555	474,555	-	9.25%	-	458,813	15,742	-	-
5498	Anchorage Park & Rec Bonds	999,992	161,734	1,161,726	(1,161,726)	-	1,161,726	1,161,726	1	9.25%	0	341,940	819,786	-	819,786
5501	Parks & Beautification Admin	640,056	531,550	1,171,606	(39,912)	1,131,693	39,912	1,171,606	411,534	9.25%	38,073	2,769	1,130,764	467,824	662,940
5502	Park Maintenance	3,348,657	904,557	4,253,214	(81,174)	4,172,040	81,174	4,253,214	793,563	9.25%	73,415	97,421	4,082,378	789,289	3,293,089
5504	Park Property Management	705,599	176,422	882,020	(231,670)	650,350	231,670	882,020	124,427	9.25%	11,511	23,770	846,740	145,829	700,911
5506	Horticulture	2,107,995	107,955	2,215,949	(353,362)	1,862,587	353,362	2,215,949	95,575	9.25%	8,842	8,856	2,198,251	75,967	2,122,284
5507	Volunteer Program	289,694	35,311	325,004	(10,914)	314,090	10,914	325,004	34,566	9.25%	3,198	-	321,807	27,133	294,674
5508	Community Work Service	555,248	58,002	613,250	(80,736)	532,514	80,736	613,250	56,330	9.25%	5,211	-	608,038	44,349	563,689
5602	Sports and Operations	1,750,245	1,118,450	2,868,695	(760,207)	2,108,488	760,207	2,868,695	1,102,362	9.25%	101,985	18,729	2,747,982	979,829	1,768,152
5603	Recreation Centers & Programs	2,114,879	190,826	2,305,705	(387,290)	1,918,415	387,290	2,305,705	182,285	9.25%	16,864	-	2,288,841	136,301	2,152,540
5604	Aquatics	2,200,774	695,550	2,896,324	(1,037,677)	1,858,647	1,037,677	2,896,324	692,885	9.25%	64,102	-	2,832,222	609,300	2,222,922
5611	Non-Profit Funding (ARCA)	98,000	403	98,403	-	98,403	-	98,403	403	9.25%	37	66,000	366	-	-
5613	Anch Parks & Rec Grant 161	561,680	-	561,680	-	561,680	-	561,680	-	9.25%	-	561,680	-	-	-
5628	2008 ER/CH P&R Mill Levy	6,795	-	6,795	(1,646,665)	(1,639,870)	1,646,665	6,795	-	9.25%	-	-	6,795	-	6,795
	Total Anchorage Parks & Recreation	21,008,506	4,158,339	25,166,845	(9,529,333)	15,637,512	9,529,333	25,166,845	3,515,659		325,250	4,931,370	19,910,225	3,331,529	16,562,588

ALLOCATIONS of UNALLOWABLE COSTS FROM ADMIN UNITS

UNIT	Amount (over)/under billed	2007 Distribution Percent	Division	Flow Thru
Office of Econ & Comm Develop Admin	48,463	100%	AP&R Admin	48,463
5121 P&R Debt/ASSMNT Anch		Does not Allocate		
5497 Anchorage Park Foundation		Does not Allocate		
5611 - 13 Non-Profit Funding		Does not Allocate		

Municipality of Anchorage
Indirect Cost Proposal
Using Results as of December 31, 2008

Dept ID	Description	Direct Expenditures	IGC Expenditures	Total Direct and IGC Expenditures	Total Billings (IGC) & Program Revenues	Net Costs	Adjustment for Billings to Non-Chargeout units	Net Costs, After Adj	Total Charges From Central Services Plan IGCs	Non-Allowable Expense Adj: % Not Allowable (from CSP)	Non-Allowable Expense Adj: From Central Services Plan	Non-Allowable Expense Adj: Within Unit	Adjusted Net Allowable Costs	Allowable IGCs Treated as Indirect Costs	Allowable Directs
NEIGHBORHOODS															
1508G	CDBG Consololidated Years	93,256	-	93,256	(103,351)	(10,096)	103,351	93,256	-	9.25%	-	-	93,256	-	93,256
1509G	HOME Consolidated Years	9,400	-	9,400	2,147	11,547	(2,147)	9,400	-	9.25%	-	-	9,400	-	9,400
15206G	Historic Surveys HPF OHA	23,132	1,982	25,114	(25,114)	-	25,114	25,114	1,982	9.25%	183	-	24,931	1,728	23,203
15232G	CDBG 02	248,351	-	248,351	(248,281)	70	248,281	248,351	-	9.25%	-	-	248,351	-	248,351
15233G	CDBG 03	39,314	85	39,399	(13,760)	25,638	13,760	39,399	85	9.25%	8	-	39,391	-	39,391
15234G	CDBG 04	87,659	2	87,661	(87,661)	-	87,661	87,661	2	9.25%	0	-	87,660	-	87,660
15235G	CDBG 05	86,029	26,764	112,793	(112,793)	-	112,793	112,793	64	9.25%	6	-	112,787	-	112,787
15236G	CDBG - PY06	62,655	54	62,708	(131,120)	(68,412)	131,120	62,708	54	9.25%	5	-	62,703	-	62,703
15237G	CDBG 07	613,921	54,208	668,129	(668,129)	-	668,129	668,129	45,518	9.25%	4,211	-	663,918	47,249	616,669
15238G	CDBG 08	1,124,147	44,468	1,168,616	(1,168,616)	-	1,168,616	1,168,616	43,954	9.25%	4,066	-	1,164,549	40,312	1,124,237
15241G	HOME	152,874	-	152,874	(152,874)	-	152,874	152,874	-	9.25%	-	152,874	-	-	-
15242G	HOME	48,420	-	48,420	(48,420)	-	48,420	48,420	-	9.25%	-	48,420	-	-	-
15243G	HOME 03	65,452	-	65,452	(65,452)	-	65,452	65,452	-	9.25%	-	65,452	-	-	-
15244G	HOME 04	4,494	3	4,497	(4,497)	-	4,497	4,497	3	9.25%	0	3,506	991	-	991
15245G	HOME 05	347,438	-	347,438	(347,438)	-	347,438	347,438	-	9.25%	-	347,438	-	-	-
15246G	Home - PY06	281,395	-	281,395	(281,395)	-	281,395	281,395	-	9.25%	-	280,795	600	-	600
15247G	Home 07	280,011	255	280,266	(280,266)	-	280,266	280,266	255	9.25%	24	219,612	60,631	-	60,631
15248G	HOME 08	588,837	19,027	607,864	(607,864)	-	607,864	607,864	19,027	9.25%	1,760	576,543	29,561	17,267	12,295
15257G	ADDI 07	10,000	-	10,000	(10,000)	-	10,000	10,000	-	9.25%	-	10,000	-	-	-
15258G	ADDI 08	10,298	-	10,298	(10,298)	-	10,298	10,298	-	9.25%	-	10,298	-	-	-
15267G	Weatherization non-WAP07	181,568	32	181,600	(181,600)	-	181,600	181,600	32	9.25%	3	-	181,597	-	181,597
15268G	Weatherization Non-WAP 08	1,666,392	92,759	1,759,151	(1,759,151)	-	1,759,151	1,759,151	86,700	9.25%	8,021	4,990	1,746,140	75,714	1,670,426
15277G	Weatherization WAP-07	257,217	884	258,101	(258,101)	-	258,101	258,101	794	9.25%	73	-	258,027	-	258,027
15278G	Weatherization WAP-08	217,110	14,370	231,481	(231,481)	-	231,481	231,481	14,370	9.25%	1,329	-	230,151	12,524	217,627
15295G	SEC 108 Loan Guarantees	188,742	-	188,742	208,990	397,732	(208,990)	188,742	-	9.25%	-	173,395	15,347	-	15,347
15308G	AMHTA 2008 PLANNING	51,739	1,800	53,540	(53,539)	0	53,539	53,540	1,800	9.25%	167	-	53,373	1,388	51,985
1569G	96 HOME Chdo	-	-	-	12	12	(12)	-	-	9.25%	-	-	-	-	-
1570G	96 HOME Transitional Housing	-	-	-	(12)	(12)	12	-	-	9.25%	-	-	-	-	-
1571G	98 HOME Tech Asst/Grt Mgt	-	-	-	3,374	3,374	(3,374)	-	-	9.25%	-	-	-	-	-
1591G	CDBG Rehab Loans	-	-	-	(50,512)	(50,512)	50,512	-	-	9.25%	-	-	-	-	-
15944G	HOME Program Income	-	-	-	75,654	75,654	(75,654)	-	-	9.25%	-	-	-	-	-
1596G	HUD Rehab Loan Recoveries	44,240	-	44,240	(1,000)	43,240	1,000	44,240	-	9.25%	-	-	44,240	-	44,240
	Total Neighborhoods	6,784,091	256,693	7,040,784	(6,612,549)	428,236	6,612,549	7,040,784	214,640		19,857	1,893,322	5,127,605	196,182	4,931,423

ALLOCATIONS of UNALLOWABLE COSTS FROM ADMIN UNITS

UNIT	Amount (over)/under billed	2007 Distribution Percent	Division	Flow Thru
Office of Econ & Comm Develop Admin	3,421	100%	3,421	3,421

Department	Ledger	Acct	Fund	DeptID	Expended Total	Fiscal Year
Economic & Community Developmen	ACTUALS	3101	401	1615	26,299.72	2008
Economic & Community Developmen	ACTUALS	6500	401	1615	10,449.41	2008
Economic & Community Developmen	ACTUALS	7999	401	1615	-36,749.13	2008
Economic & Community Developmen	ACTUALS	9731	401	1615	-100,000.00	2008
Economic & Community Developmen	ACTUALS	9734	401	1615	-69,219.00	2008
Economic & Community Developmen	ACTUALS	9761	401	1615	-17,851.00	2008
Economic & Community Developmen	ACTUALS	9767	401	1615	16,892.69	2008
Economic & Community Developmen	ACTUALS	2202	401	1619	608.88	2008
Economic & Community Developmen	ACTUALS	2203	401	1619	9,195.21	2008
Economic & Community Developmen	ACTUALS	2301	401	1619	3,860.18	2008
Economic & Community Developmen	ACTUALS	3101	401	1619	126,627.44	2008
Economic & Community Developmen	ACTUALS	3701	401	1619	1,834.50	2008
Economic & Community Developmen	ACTUALS	3802	401	1619	245.68	2008
Economic & Community Developmen	ACTUALS	3814	401	1619	1,401.93	2008
Economic & Community Developmen	ACTUALS	3815	401	1619	10,598.45	2008
Economic & Community Developmen	ACTUALS	5201	401	1619	500,000.00	2008
Economic & Community Developmen	ACTUALS	5202	401	1619	848,401.77	2008
Economic & Community Developmen	ACTUALS	6924	401	1619	38,000.00	2008
Economic & Community Developmen	ACTUALS	7999	401	1619	-1,540,774.04	2008
Economic & Community Developmen	ACTUALS	9601	401	1619	-1,250,000.00	2008
Economic & Community Developmen	ACTUALS	9609	401	1619	-1,000,000.00	2008
Economic & Community Developmen	ACTUALS	9825	401	1619	-38,000.00	2008
Economic & Community Developmen	ACTUALS	9609	401	1620	-1,462,000.00	2008
Economic & Community Developmen	ACTUALS	3501	401	1621	37.00	2008
Economic & Community Developmen	ACTUALS	3814	401	1621	1,471.00	2008
Economic & Community Developmen	ACTUALS	6924	401	1621	20,000.00	2008
Economic & Community Developmen	ACTUALS	7999	401	1621	-21,508.00	2008
Economic & Community Developmen	ACTUALS	9721	401	1621	-200,000.00	2008
Economic & Community Developmen	ACTUALS	9722	401	1621	-1,471.00	2008
Economic & Community Developmen	ACTUALS	6500	401	1622	6,530.74	2008
Economic & Community Developmen	ACTUALS	7999	401	1622	-6,530.74	2008
Economic & Community Developmen	ACTUALS	9672	401	1622	-63,399.96	2008
Economic & Community Developmen	ACTUALS	9761	401	1622	-24,186.00	2008
Economic & Community Developmen	ACTUALS	9767	401	1622	22,858.00	2008
Economic & Community Developmen	ACTUALS	6500	401	1623	27,429.33	2008
Economic & Community Developmen	ACTUALS	7999	401	1623	-27,429.33	2008
Economic & Community Developmen	ACTUALS	9672	401	1623	-161,963.07	2008
Economic & Community Developmen	ACTUALS	9761	401	1623	-15,990.00	2008
Economic & Community Developmen	ACTUALS	9767	401	1623	15,137.00	2008
Economic & Community Developmen	ACTUALS	2301	461	1625	135.36	2008
Economic & Community Developmen	ACTUALS	3101	461	1625	7,218.75	2008
Economic & Community Developmen	ACTUALS	3601	461	1625	99,974.25	2008
Economic & Community Developmen	ACTUALS	3802	461	1625	222.44	2008
Economic & Community Developmen	ACTUALS	3803	461	1625	139.80	2008
Economic & Community Developmen	ACTUALS	6500	461	1625	23,511.03	2008
Economic & Community Developmen	ACTUALS	7999	461	1625	-131,201.63	2008
Economic & Community Developmen	ACTUALS	9534	461	1625	-491,097.10	2008
Economic & Community Developmen	ACTUALS	9761	461	1625	-68,838.00	2008
Economic & Community Developmen	ACTUALS	9767	461	1625	65,430.00	2008
Economic & Community Developmen	ACTUALS	3101	401	1628	13,990.41	2008
Economic & Community Developmen	ACTUALS	3601	401	1628	236,568.75	2008
Economic & Community Developmen	ACTUALS	3712	401	1628	400.00	2008

Department	Ledger	Acct	Fund	DeptID	Expended Total	Fiscal Year
Economic & Community Developmen	ACTUALS	3803	401	1628	44.96	2008
Economic & Community Developmen	ACTUALS	3808	401	1628	5,805.00	2008
Economic & Community Developmen	ACTUALS	3814	401	1628	1,756.85	2008
Economic & Community Developmen	ACTUALS	5602	401	1628	3,280.00	2008
Economic & Community Developmen	ACTUALS	5609	401	1628	7,928.00	2008
Economic & Community Developmen	ACTUALS	6500	401	1628	20,898.47	2008
Economic & Community Developmen	ACTUALS	7999	401	1628	-290,672.44	2008
Economic & Community Developmen	ACTUALS	9534	401	1628	-222,073.00	2008
Economic & Community Developmen	ACTUALS	9761	401	1628	-28,672.00	2008
Economic & Community Developmen	ACTUALS	9767	401	1628	29,969.00	2008
Economic & Community Developmen	ACTUALS	5202	401	1633	661,519.97	2008
Economic & Community Developmen	ACTUALS	5401	401	1633	221,741.16	2008
Economic & Community Developmen	ACTUALS	5404	401	1633	261,717.79	2008
Economic & Community Developmen	ACTUALS	5411	401	1633	9,131.12	2008
Economic & Community Developmen	ACTUALS	5609	401	1633	2,149.12	2008
Economic & Community Developmen	ACTUALS	7999	401	1633	-1,156,259.16	2008
Economic & Community Developmen	ACTUALS	9603	401	1633	-1,156,259.16	2008
Economic & Community Developmen	ACTUALS	1101	101	5105	445,251.71	2008
Economic & Community Developmen	ACTUALS	1201	101	5105	1,755.70	2008
Economic & Community Developmen	ACTUALS	1301	101	5105	36,134.09	2008
Economic & Community Developmen	ACTUALS	1401	101	5105	271,503.28	2008
Economic & Community Developmen	ACTUALS	2101	101	5105	8,031.85	2008
Economic & Community Developmen	ACTUALS	2201	101	5105	24,404.82	2008
Economic & Community Developmen	ACTUALS	2208	101	5105	1,934.20	2008
Economic & Community Developmen	ACTUALS	2211	101	5105	3,014.27	2008
Economic & Community Developmen	ACTUALS	2301	101	5105	19.48	2008
Economic & Community Developmen	ACTUALS	3101	101	5105	119,756.56	2008
Economic & Community Developmen	ACTUALS	3105	101	5105	49.95	2008
Economic & Community Developmen	ACTUALS	3111	101	5105	393.21	2008
Economic & Community Developmen	ACTUALS	3201	101	5105	1,705.22	2008
Economic & Community Developmen	ACTUALS	3202	101	5105	798.18	2008
Economic & Community Developmen	ACTUALS	3203	101	5105	210.54	2008
Economic & Community Developmen	ACTUALS	3302	101	5105	1,353.44	2008
Economic & Community Developmen	ACTUALS	3332	101	5105	7.00	2008
Economic & Community Developmen	ACTUALS	3334	101	5105	938.90	2008
Economic & Community Developmen	ACTUALS	3336	101	5105	679.08	2008
Economic & Community Developmen	ACTUALS	3337	101	5105	140.00	2008
Economic & Community Developmen	ACTUALS	3339	101	5105	175.00	2008
Economic & Community Developmen	ACTUALS	3601	101	5105	3,345.00	2008
Economic & Community Developmen	ACTUALS	3701	101	5105	480.00	2008
Economic & Community Developmen	ACTUALS	3702	101	5105	4,872.00	2008
Economic & Community Developmen	ACTUALS	3801	101	5105	483.67	2008
Economic & Community Developmen	ACTUALS	3802	101	5105	5,041.95	2008
Economic & Community Developmen	ACTUALS	3803	101	5105	1,194.02	2008
Economic & Community Developmen	ACTUALS	3804	101	5105	115.00	2008
Economic & Community Developmen	ACTUALS	3805	101	5105	3,205.50	2008
Economic & Community Developmen	ACTUALS	3808	101	5105	27,072.28	2008
Economic & Community Developmen	ACTUALS	3814	101	5105	6,460.57	2008
Economic & Community Developmen	ACTUALS	3815	101	5105	107,480.00	2008
Economic & Community Developmen	ACTUALS	3828	101	5105	450.00	2008
Economic & Community Developmen	ACTUALS	5404	101	5105	6,151.75	2008
Economic & Community Developmen	ACTUALS	5604	101	5105	2,119.31	2008

2008 Expend - GAAP - ICP Units.xls
All Expend & Revenues

Department	Ledger	Acct	Fund	DeptID	Expended Total	Fiscal Year
Economic & Community Developmen	ACTUALS	5605	101	5105	1,096.48	2008
Economic & Community Developmen	ACTUALS	5609	101	5105	6,928.00	2008
Economic & Community Developmen	ACTUALS	6026	101	5105	24,233.06	2008
Economic & Community Developmen	ACTUALS	6029	101	5105	0.85	2008
Economic & Community Developmen	ACTUALS	6037	101	5105	72,785.24	2008
Economic & Community Developmen	ACTUALS	6048	101	5105	35,041.26	2008
Economic & Community Developmen	ACTUALS	6049	101	5105	14,266.37	2008
Economic & Community Developmen	ACTUALS	6061	101	5105	29.13	2008
Economic & Community Developmen	ACTUALS	6064	101	5105	2,689.45	2008
Economic & Community Developmen	ACTUALS	6073	101	5105	85,689.99	2008
Economic & Community Developmen	ACTUALS	6076	101	5105	23,198.40	2008
Economic & Community Developmen	ACTUALS	6079	101	5105	18,706.03	2008
Economic & Community Developmen	ACTUALS	6080	101	5105	1,104.35	2008
Economic & Community Developmen	ACTUALS	6085	101	5105	1,588.92	2008
Economic & Community Developmen	ACTUALS	6086	101	5105	2,163.84	2008
Economic & Community Developmen	ACTUALS	6088	101	5105	5,961.16	2008
Economic & Community Developmen	ACTUALS	6089	101	5105	8,883.78	2008
Economic & Community Developmen	ACTUALS	6094	101	5105	1,987.99	2008
Economic & Community Developmen	ACTUALS	6095	101	5105	3,111.99	2008
Economic & Community Developmen	ACTUALS	6103	101	5105	27,006.08	2008
Economic & Community Developmen	ACTUALS	6104	101	5105	1,235.09	2008
Economic & Community Developmen	ACTUALS	6105	101	5105	1,194.60	2008
Economic & Community Developmen	ACTUALS	6109	101	5105	537.86	2008
Economic & Community Developmen	ACTUALS	6110	101	5105	6,294.27	2008
Economic & Community Developmen	ACTUALS	6145	101	5105	8,918.21	2008
Economic & Community Developmen	ACTUALS	6147	101	5105	33,903.74	2008
Economic & Community Developmen	ACTUALS	6181	101	5105	1,497.57	2008
Economic & Community Developmen	ACTUALS	6198	101	5105	2,172.22	2008
Economic & Community Developmen	ACTUALS	6666	101	5105	69,417.06	2008
Economic & Community Developmen	ACTUALS	6668	101	5105	24,284.92	2008
Economic & Community Developmen	ACTUALS	6895	101	5105	3,802.80	2008
Economic & Community Developmen	ACTUALS	7403	101	5105	-556,423.92	2008
Economic & Community Developmen	ACTUALS	7411	101	5105	-42,381.77	2008
Economic & Community Developmen	ACTUALS	9342	101	5105	-32,550.43	2008
Economic & Community Developmen	ACTUALS	9492	101	5105	-30,000.00	2008
Economic & Community Developmen	ACTUALS	9499	101	5105	-58,973.16	2008
Economic & Community Developmen	ACTUALS	9672	101	5105	-3,893.00	2008
Economic & Community Developmen	ACTUALS	9742	101	5105	-24.07	2008
Economic & Community Developmen	ACTUALS	9798	101	5105	-21,315.45	2008
Economic & Community Developmen	ACTUALS	3815	101	5107	1,148,500.00	2008
Economic & Community Developmen	ACTUALS	6105	101	5107	125.77	2008
Economic & Community Developmen	ACTUALS	6110	101	5107	109.79	2008
Economic & Community Developmen	ACTUALS	3101	101	5108	2,655,757.88	2008
Economic & Community Developmen	ACTUALS	6105	101	5108	377.28	2008
Economic & Community Developmen	ACTUALS	6110	101	5108	571.77	2008
Economic & Community Developmen	ACTUALS	3601	101	5109	4,300.00	2008
Economic & Community Developmen	ACTUALS	3815	101	5109	514,449.00	2008
Economic & Community Developmen	ACTUALS	6105	101	5109	943.06	2008
Economic & Community Developmen	ACTUALS	6110	101	5109	1,532.42	2008
Economic & Community Developmen	ACTUALS	9609	101	5109	-500.00	2008
Economic & Community Developmen	ACTUALS	9753	101	5109	-121,140.00	2008
Economic & Community Developmen	ACTUALS	6110	101	5112	13,567.46	2008

Department	Ledger	Acct	Fund	DeptID	Expended Total	Fiscal Year
Economic & Community Developmen	ACTUALS	6500	101	5112	6,530.74	2008
Economic & Community Developmen	ACTUALS	6667	101	5112	34,255.90	2008
Economic & Community Developmen	ACTUALS	6668	101	5112	17,142.06	2008
Economic & Community Developmen	ACTUALS	6110	101	5113	956.03	2008
Economic & Community Developmen	ACTUALS	6500	101	5113	27,429.41	2008
Economic & Community Developmen	ACTUALS	6667	101	5113	5,777.31	2008
Economic & Community Developmen	ACTUALS	9499	101	5113	-14,228.00	2008
Economic & Community Developmen	ACTUALS	9742	101	5113	-1,605.76	2008
Economic & Community Developmen	ACTUALS	3101	162	5115	50,000.00	2008
Economic & Community Developmen	ACTUALS	6080	162	5115	61.24	2008
Economic & Community Developmen	ACTUALS	6095	162	5115	52.20	2008
Economic & Community Developmen	ACTUALS	6105	162	5115	62.88	2008
Economic & Community Developmen	ACTUALS	6110	162	5115	969.75	2008
Economic & Community Developmen	ACTUALS	6500	162	5115	3,918.54	2008
Economic & Community Developmen	ACTUALS	6667	162	5115	1,343.50	2008
Economic & Community Developmen	ACTUALS	6668	162	5115	1,400.07	2008
Economic & Community Developmen	ACTUALS	6080	101	5116	493.53	2008
Economic & Community Developmen	ACTUALS	6095	101	5116	156.68	2008
Economic & Community Developmen	ACTUALS	6105	101	5116	62.86	2008
Economic & Community Developmen	ACTUALS	6110	101	5116	1,783.97	2008
Economic & Community Developmen	ACTUALS	6462	101	5116	336,325.00	2008
Economic & Community Developmen	ACTUALS	6500	101	5116	20,898.53	2008
Economic & Community Developmen	ACTUALS	6667	101	5116	16,375.37	2008
Economic & Community Developmen	ACTUALS	6668	101	5116	10,351.78	2008
Economic & Community Developmen	ACTUALS	9735	101	5116	-213,913.54	2008
Economic & Community Developmen	ACTUALS	6110	101	5117	356.84	2008
Economic & Community Developmen	ACTUALS	6500	101	5117	10,449.36	2008
Economic & Community Developmen	ACTUALS	6667	101	5117	485.00	2008
Economic & Community Developmen	ACTUALS	9442	101	5117	-74,387.47	2008
Economic & Community Developmen	ACTUALS	1101	101	5118	80,732.00	2008
Economic & Community Developmen	ACTUALS	1301	101	5118	4,335.65	2008
Economic & Community Developmen	ACTUALS	1401	101	5118	39,983.61	2008
Economic & Community Developmen	ACTUALS	2101	101	5118	1,334.91	2008
Economic & Community Developmen	ACTUALS	2201	101	5118	1,022.50	2008
Economic & Community Developmen	ACTUALS	2301	101	5118	3,017.50	2008
Economic & Community Developmen	ACTUALS	3101	101	5118	2,810.00	2008
Economic & Community Developmen	ACTUALS	3105	101	5118	146.35	2008
Economic & Community Developmen	ACTUALS	3201	101	5118	218.31	2008
Economic & Community Developmen	ACTUALS	3202	101	5118	53.56	2008
Economic & Community Developmen	ACTUALS	3332	101	5118	25.00	2008
Economic & Community Developmen	ACTUALS	3334	101	5118	2,152.80	2008
Economic & Community Developmen	ACTUALS	3335	101	5118	314.23	2008
Economic & Community Developmen	ACTUALS	3336	101	5118	554.40	2008
Economic & Community Developmen	ACTUALS	3339	101	5118	114.00	2008
Economic & Community Developmen	ACTUALS	3701	101	5118	2,616.60	2008
Economic & Community Developmen	ACTUALS	3801	101	5118	379.57	2008
Economic & Community Developmen	ACTUALS	3805	101	5118	194.95	2008
Economic & Community Developmen	ACTUALS	3808	101	5118	600.00	2008
Economic & Community Developmen	ACTUALS	3814	101	5118	319.69	2008
Economic & Community Developmen	ACTUALS	3815	101	5118	92,265.00	2008
Economic & Community Developmen	ACTUALS	5401	101	5118	4,090.00	2008
Economic & Community Developmen	ACTUALS	6145	101	5118	1,594.17	2008

Department	Ledger	Acct	Fund	DeptID	Expended Total	Fiscal Year
Economic & Community Developmen	ACTUALS	6147	101	5118	6,084.41	2008
Economic & Community Developmen	ACTUALS	9342	101	5118	-3,975.35	2008
Economic & Community Developmen	ACTUALS	1101	162	5119	12,986.39	2008
Economic & Community Developmen	ACTUALS	1201	162	5119	393.26	2008
Economic & Community Developmen	ACTUALS	1301	162	5119	328.24	2008
Economic & Community Developmen	ACTUALS	1401	162	5119	1,937.27	2008
Economic & Community Developmen	ACTUALS	1501	162	5119	331.82	2008
Economic & Community Developmen	ACTUALS	2101	162	5119	7.73	2008
Economic & Community Developmen	ACTUALS	2201	162	5119	1,083.56	2008
Economic & Community Developmen	ACTUALS	2301	162	5119	268.30	2008
Economic & Community Developmen	ACTUALS	3101	162	5119	240.00	2008
Economic & Community Developmen	ACTUALS	3201	162	5119	830.40	2008
Economic & Community Developmen	ACTUALS	3302	162	5119	7.05	2008
Economic & Community Developmen	ACTUALS	3501	162	5119	8,334.42	2008
Economic & Community Developmen	ACTUALS	3802	162	5119	153.44	2008
Economic & Community Developmen	ACTUALS	3814	162	5119	170.58	2008
Economic & Community Developmen	ACTUALS	6145	162	5119	270.68	2008
Economic & Community Developmen	ACTUALS	6147	162	5119	950.60	2008
Economic & Community Developmen	ACTUALS	9442	162	5119	-7,872.50	2008
Economic & Community Developmen	ACTUALS	9798	162	5119	-2,385.00	2008
Economic & Community Developmen	ACTUALS	4101	301	5120	100,000.00	2008
Economic & Community Developmen	ACTUALS	4102	301	5120	236,812.50	2008
Economic & Community Developmen	ACTUALS	9737	301	5120	-277,085.00	2008
Economic & Community Developmen	ACTUALS	9761	301	5120	-11,213.00	2008
Economic & Community Developmen	ACTUALS	9767	301	5120	11,968.00	2008
Economic & Community Developmen	ACTUALS	4101	101	5122	90,000.00	2008
Economic & Community Developmen	ACTUALS	4102	101	5122	13,953.62	2008
Economic & Community Developmen	ACTUALS	4103	101	5122	9.90	2008
Economic & Community Developmen	ACTUALS	3815	101	5123	236,450.00	2008
Economic & Community Developmen	ACTUALS	6080	101	5123	230.54	2008
Economic & Community Developmen	ACTUALS	6095	101	5123	365.47	2008
Economic & Community Developmen	ACTUALS	6105	101	5123	62.88	2008
Economic & Community Developmen	ACTUALS	6110	101	5123	416.26	2008
Economic & Community Developmen	ACTUALS	2101	401	5124	1,131.44	2008
Economic & Community Developmen	ACTUALS	2201	401	5124	12,468.24	2008
Economic & Community Developmen	ACTUALS	3101	401	5124	7,419.39	2008
Economic & Community Developmen	ACTUALS	3303	401	5124	6,835.00	2008
Economic & Community Developmen	ACTUALS	3338	401	5124	-462.54	2008
Economic & Community Developmen	ACTUALS	3601	401	5124	78.03	2008
Economic & Community Developmen	ACTUALS	3611	401	5124	11,458.52	2008
Economic & Community Developmen	ACTUALS	3612	401	5124	132.20	2008
Economic & Community Developmen	ACTUALS	3712	401	5124	1,336.73	2008
Economic & Community Developmen	ACTUALS	3808	401	5124	220.00	2008
Economic & Community Developmen	ACTUALS	3838	401	5124	80,625.88	2008
Economic & Community Developmen	ACTUALS	5202	401	5124	47,786.64	2008
Economic & Community Developmen	ACTUALS	5401	401	5124	8,655.56	2008
Economic & Community Developmen	ACTUALS	5404	401	5124	12,920.00	2008
Economic & Community Developmen	ACTUALS	5411	401	5124	53,798.37	2008
Economic & Community Developmen	ACTUALS	5501	401	5124	5,000.00	2008
Economic & Community Developmen	ACTUALS	5502	401	5124	58,950.00	2008
Economic & Community Developmen	ACTUALS	5603	401	5124	1,009.58	2008
Economic & Community Developmen	ACTUALS	5604	401	5124	32,467.34	2008

Department	Ledger	Acct	Fund	DeptID	Expended Total	Fiscal Year
Economic & Community Development	ACTUALS	5605	401	5124	518.70	2008
Economic & Community Development	ACTUALS	5609	401	5124	99,682.15	2008
Economic & Community Development	ACTUALS	7999	401	5124	-442,031.23	2008
Economic & Community Development	ACTUALS	3901	740	5142	2,440.00	2008
Economic & Community Development	ACTUALS	7999	740	5142	-2,440.00	2008
Economic & Community Development	ACTUALS	9761	740	5142	-13,079.00	2008
Economic & Community Development	ACTUALS	9767	740	5142	12,312.00	2008
Economic & Community Development	ACTUALS	3101	401	5204	18,989.00	2008
Economic & Community Development	ACTUALS	7999	401	5204	-18,989.00	2008
Economic & Community Development	ACTUALS	3815	101	5210	3,968,668.29	2008
Economic & Community Development	ACTUALS	1101	101	5355	350,406.57	2008
Economic & Community Development	ACTUALS	1201	101	5355	512.67	2008
Economic & Community Development	ACTUALS	1301	101	5355	33,142.58	2008
Economic & Community Development	ACTUALS	1401	101	5355	253,704.07	2008
Economic & Community Development	ACTUALS	2101	101	5355	494.96	2008
Economic & Community Development	ACTUALS	2201	101	5355	6,248.90	2008
Economic & Community Development	ACTUALS	2208	101	5355	533.50	2008
Economic & Community Development	ACTUALS	2211	101	5355	36.53	2008
Economic & Community Development	ACTUALS	2301	101	5355	7,220.58	2008
Economic & Community Development	ACTUALS	3101	101	5355	19,997.67	2008
Economic & Community Development	ACTUALS	3105	101	5355	34.95	2008
Economic & Community Development	ACTUALS	3201	101	5355	535.00	2008
Economic & Community Development	ACTUALS	3202	101	5355	75.32	2008
Economic & Community Development	ACTUALS	3203	101	5355	586.17	2008
Economic & Community Development	ACTUALS	3302	101	5355	666.45	2008
Economic & Community Development	ACTUALS	3303	101	5355	42.50	2008
Economic & Community Development	ACTUALS	3334	101	5355	-1,293.18	2008
Economic & Community Development	ACTUALS	3335	101	5355	63.18	2008
Economic & Community Development	ACTUALS	3336	101	5355	436.96	2008
Economic & Community Development	ACTUALS	3337	101	5355	100.00	2008
Economic & Community Development	ACTUALS	3338	101	5355	215.00	2008
Economic & Community Development	ACTUALS	3501	101	5355	255.40	2008
Economic & Community Development	ACTUALS	3601	101	5355	2,249.26	2008
Economic & Community Development	ACTUALS	3702	101	5355	9,564.00	2008
Economic & Community Development	ACTUALS	3801	101	5355	1,783.23	2008
Economic & Community Development	ACTUALS	3802	101	5355	6,838.22	2008
Economic & Community Development	ACTUALS	3803	101	5355	150.43	2008
Economic & Community Development	ACTUALS	3805	101	5355	6,790.00	2008
Economic & Community Development	ACTUALS	3808	101	5355	8,146.64	2008
Economic & Community Development	ACTUALS	3814	101	5355	1,439.06	2008
Economic & Community Development	ACTUALS	3828	101	5355	397.50	2008
Economic & Community Development	ACTUALS	3860	101	5355	610.25	2008
Economic & Community Development	ACTUALS	3901	101	5355	51,357.00	2008
Economic & Community Development	ACTUALS	5413	101	5355	85.65	2008
Economic & Community Development	ACTUALS	5603	101	5355	429.99	2008
Economic & Community Development	ACTUALS	6029	101	5355	0.05	2008
Economic & Community Development	ACTUALS	6048	101	5355	78,782.09	2008
Economic & Community Development	ACTUALS	6049	101	5355	14,266.27	2008
Economic & Community Development	ACTUALS	6061	101	5355	418.91	2008
Economic & Community Development	ACTUALS	6064	101	5355	2,390.53	2008
Economic & Community Development	ACTUALS	6079	101	5355	142,552.39	2008
Economic & Community Development	ACTUALS	6080	101	5355	3,211.02	2008

Department	Ledger	Acct	Fund	DeptID	Expended Total	Fiscal Year
Economic & Community Developmen	ACTUALS	6085	101	5355	10,209.55	2008
Economic & Community Developmen	ACTUALS	6086	101	5355	776.12	2008
Economic & Community Developmen	ACTUALS	6088	101	5355	5,298.85	2008
Economic & Community Developmen	ACTUALS	6089	101	5355	7,896.65	2008
Economic & Community Developmen	ACTUALS	6094	101	5355	1,767.10	2008
Economic & Community Developmen	ACTUALS	6095	101	5355	3,101.58	2008
Economic & Community Developmen	ACTUALS	6103	101	5355	16,707.15	2008
Economic & Community Developmen	ACTUALS	6104	101	5355	1,396.16	2008
Economic & Community Developmen	ACTUALS	6105	101	5355	817.37	2008
Economic & Community Developmen	ACTUALS	6110	101	5355	10,644.41	2008
Economic & Community Developmen	ACTUALS	6145	101	5355	7,266.12	2008
Economic & Community Developmen	ACTUALS	6147	101	5355	27,925.66	2008
Economic & Community Developmen	ACTUALS	6181	101	5355	2,632.18	2008
Economic & Community Developmen	ACTUALS	6198	101	5355	3,817.73	2008
Economic & Community Developmen	ACTUALS	6500	101	5355	101,880.45	2008
Economic & Community Developmen	ACTUALS	6562	101	5355	97,096.15	2008
Economic & Community Developmen	ACTUALS	6666	101	5355	389,562.06	2008
Economic & Community Developmen	ACTUALS	6668	101	5355	1,389,865.39	2008
Economic & Community Developmen	ACTUALS	6774	101	5355	3,426.49	2008
Economic & Community Developmen	ACTUALS	9342	101	5355	-27,168.58	2008
Economic & Community Developmen	ACTUALS	9733	101	5355	-114,021.35	2008
Economic & Community Developmen	ACTUALS	9785	101	5355	-66,568.56	2008
Economic & Community Developmen	ACTUALS	9791	101	5355	-0.01	2008
Economic & Community Developmen	ACTUALS	1101	101	5364	899,445.80	2008
Economic & Community Developmen	ACTUALS	1201	101	5364	1,055.95	2008
Economic & Community Developmen	ACTUALS	1301	101	5364	122,573.11	2008
Economic & Community Developmen	ACTUALS	1401	101	5364	655,790.98	2008
Economic & Community Developmen	ACTUALS	1501	101	5364	315.75	2008
Economic & Community Developmen	ACTUALS	2101	101	5364	3,911.37	2008
Economic & Community Developmen	ACTUALS	2201	101	5364	3,778.85	2008
Economic & Community Developmen	ACTUALS	2208	101	5364	2.19	2008
Economic & Community Developmen	ACTUALS	2301	101	5364	532.64	2008
Economic & Community Developmen	ACTUALS	3201	101	5364	39.04	2008
Economic & Community Developmen	ACTUALS	3302	101	5364	1,812.10	2008
Economic & Community Developmen	ACTUALS	3304	101	5364	4,018.27	2008
Economic & Community Developmen	ACTUALS	3334	101	5364	709.69	2008
Economic & Community Developmen	ACTUALS	3336	101	5364	201.58	2008
Economic & Community Developmen	ACTUALS	3601	101	5364	4,593.94	2008
Economic & Community Developmen	ACTUALS	3701	101	5364	55.00	2008
Economic & Community Developmen	ACTUALS	3802	101	5364	4,483.58	2008
Economic & Community Developmen	ACTUALS	3808	101	5364	53,821.28	2008
Economic & Community Developmen	ACTUALS	3822	101	5364	1,345.92	2008
Economic & Community Developmen	ACTUALS	5413	101	5364	51.24	2008
Economic & Community Developmen	ACTUALS	5603	101	5364	2,014.35	2008
Economic & Community Developmen	ACTUALS	5604	101	5364	199.99	2008
Economic & Community Developmen	ACTUALS	5609	101	5364	3,350.22	2008
Economic & Community Developmen	ACTUALS	6029	101	5364	0.06	2008
Economic & Community Developmen	ACTUALS	6048	101	5364	4,761.25	2008
Economic & Community Developmen	ACTUALS	6061	101	5364	1,719.50	2008
Economic & Community Developmen	ACTUALS	6064	101	5364	6,275.21	2008
Economic & Community Developmen	ACTUALS	6080	101	5364	10,587.15	2008
Economic & Community Developmen	ACTUALS	6085	101	5364	595.90	2008

Department	Ledger	Acct	Fund	DeptID	Expended Total	Fiscal Year
Economic & Community Developmen	ACTUALS	6088	101	5364	13,909.41	2008
Economic & Community Developmen	ACTUALS	6089	101	5364	20,728.81	2008
Economic & Community Developmen	ACTUALS	6094	101	5364	4,638.67	2008
Economic & Community Developmen	ACTUALS	6095	101	5364	7,320.52	2008
Economic & Community Developmen	ACTUALS	6104	101	5364	4,671.79	2008
Economic & Community Developmen	ACTUALS	6105	101	5364	502.98	2008
Economic & Community Developmen	ACTUALS	6109	101	5364	5,557.88	2008
Economic & Community Developmen	ACTUALS	6110	101	5364	12,469.65	2008
Economic & Community Developmen	ACTUALS	6145	101	5364	19,417.42	2008
Economic & Community Developmen	ACTUALS	6147	101	5364	74,040.17	2008
Economic & Community Developmen	ACTUALS	6181	101	5364	9,250.36	2008
Economic & Community Developmen	ACTUALS	6198	101	5364	13,417.07	2008
Economic & Community Developmen	ACTUALS	6666	101	5364	127,501.67	2008
Economic & Community Developmen	ACTUALS	6668	101	5364	454,895.92	2008
Economic & Community Developmen	ACTUALS	9213	101	5364	-63,297.41	2008
Economic & Community Developmen	ACTUALS	9342	101	5364	-69,308.87	2008
Economic & Community Developmen	ACTUALS	9445	101	5364	-35.00	2008
Economic & Community Developmen	ACTUALS	9494	101	5364	-5,882.60	2008
Economic & Community Developmen	ACTUALS	9497	101	5364	-219.00	2008
Economic & Community Developmen	ACTUALS	9742	101	5364	-46.03	2008
Economic & Community Developmen	ACTUALS	9782	101	5364	-5,753.10	2008
Economic & Community Developmen	ACTUALS	9791	101	5364	-5.59	2008
Economic & Community Developmen	ACTUALS	1101	101	5371	856,436.11	2008
Economic & Community Developmen	ACTUALS	1201	101	5371	2,383.22	2008
Economic & Community Developmen	ACTUALS	1301	101	5371	94,573.02	2008
Economic & Community Developmen	ACTUALS	1401	101	5371	561,357.47	2008
Economic & Community Developmen	ACTUALS	1501	101	5371	316.48	2008
Economic & Community Developmen	ACTUALS	2101	101	5371	3,976.79	2008
Economic & Community Developmen	ACTUALS	2201	101	5371	8,866.22	2008
Economic & Community Developmen	ACTUALS	2301	101	5371	100.00	2008
Economic & Community Developmen	ACTUALS	3105	101	5371	163.50	2008
Economic & Community Developmen	ACTUALS	3201	101	5371	75.96	2008
Economic & Community Developmen	ACTUALS	3302	101	5371	385.17	2008
Economic & Community Developmen	ACTUALS	3332	101	5371	6.50	2008
Economic & Community Developmen	ACTUALS	3334	101	5371	1,687.80	2008
Economic & Community Developmen	ACTUALS	3336	101	5371	582.09	2008
Economic & Community Developmen	ACTUALS	3337	101	5371	280.00	2008
Economic & Community Developmen	ACTUALS	3338	101	5371	235.00	2008
Economic & Community Developmen	ACTUALS	3601	101	5371	10,775.00	2008
Economic & Community Developmen	ACTUALS	3802	101	5371	1,121.20	2008
Economic & Community Developmen	ACTUALS	3808	101	5371	2,850.00	2008
Economic & Community Developmen	ACTUALS	3828	101	5371	150.00	2008
Economic & Community Developmen	ACTUALS	3838	101	5371	117.50	2008
Economic & Community Developmen	ACTUALS	5401	101	5371	1,797.69	2008
Economic & Community Developmen	ACTUALS	5411	101	5371	1,099.35	2008
Economic & Community Developmen	ACTUALS	5603	101	5371	2,950.00	2008
Economic & Community Developmen	ACTUALS	5604	101	5371	142.99	2008
Economic & Community Developmen	ACTUALS	5609	101	5371	4,895.15	2008
Economic & Community Developmen	ACTUALS	6029	101	5371	0.07	2008
Economic & Community Developmen	ACTUALS	6048	101	5371	3,627.61	2008
Economic & Community Developmen	ACTUALS	6061	101	5371	1,483.02	2008
Economic & Community Developmen	ACTUALS	6064	101	5371	4,781.12	2008

2008 Expend - GAAP - ICP Units.xls
All Expend & Revenues

Department	Ledger	Acct	Fund	DeptID	Expended Total	Fiscal Year
Economic & Community Developmen	ACTUALS	6080	101	5371	8,245.66	2008
Economic & Community Developmen	ACTUALS	6085	101	5371	2,581.97	2008
Economic & Community Developmen	ACTUALS	6088	101	5371	10,597.65	2008
Economic & Community Developmen	ACTUALS	6089	101	5371	15,793.30	2008
Economic & Community Developmen	ACTUALS	6094	101	5371	3,534.20	2008
Economic & Community Developmen	ACTUALS	6095	101	5371	3,091.14	2008
Economic & Community Developmen	ACTUALS	6104	101	5371	3,866.33	2008
Economic & Community Developmen	ACTUALS	6105	101	5371	691.55	2008
Economic & Community Developmen	ACTUALS	6110	101	5371	5,608.13	2008
Economic & Community Developmen	ACTUALS	6145	101	5371	18,143.77	2008
Economic & Community Developmen	ACTUALS	6147	101	5371	69,230.57	2008
Economic & Community Developmen	ACTUALS	6181	101	5371	7,832.13	2008
Economic & Community Developmen	ACTUALS	6198	101	5371	11,360.02	2008
Economic & Community Developmen	ACTUALS	9342	101	5371	-64,714.71	2008
Economic & Community Developmen	ACTUALS	9448	101	5371	-3,363.00	2008
Economic & Community Developmen	ACTUALS	9494	101	5371	-23,001.52	2008
Economic & Community Developmen	ACTUALS	1101	101	5372	626,518.18	2008
Economic & Community Developmen	ACTUALS	1201	101	5372	350.42	2008
Economic & Community Developmen	ACTUALS	1301	101	5372	74,227.91	2008
Economic & Community Developmen	ACTUALS	1401	101	5372	513,748.79	2008
Economic & Community Developmen	ACTUALS	1501	101	5372	481.20	2008
Economic & Community Developmen	ACTUALS	2101	101	5372	969.63	2008
Economic & Community Developmen	ACTUALS	2201	101	5372	10,344.81	2008
Economic & Community Developmen	ACTUALS	3101	101	5372	196.28	2008
Economic & Community Developmen	ACTUALS	3201	101	5372	117.69	2008
Economic & Community Developmen	ACTUALS	3202	101	5372	500.00	2008
Economic & Community Developmen	ACTUALS	3302	101	5372	48.56	2008
Economic & Community Developmen	ACTUALS	3332	101	5372	5.00	2008
Economic & Community Developmen	ACTUALS	3335	101	5372	30.00	2008
Economic & Community Developmen	ACTUALS	3337	101	5372	59.74	2008
Economic & Community Developmen	ACTUALS	3338	101	5372	295.00	2008
Economic & Community Developmen	ACTUALS	3601	101	5372	80.00	2008
Economic & Community Developmen	ACTUALS	3808	101	5372	606.30	2008
Economic & Community Developmen	ACTUALS	3814	101	5372	816.35	2008
Economic & Community Developmen	ACTUALS	3822	101	5372	2,975.67	2008
Economic & Community Developmen	ACTUALS	5603	101	5372	8,582.39	2008
Economic & Community Developmen	ACTUALS	6029	101	5372	0.08	2008
Economic & Community Developmen	ACTUALS	6048	101	5372	4,081.09	2008
Economic & Community Developmen	ACTUALS	6061	101	5372	2,072.51	2008
Economic & Community Developmen	ACTUALS	6064	101	5372	5,378.80	2008
Economic & Community Developmen	ACTUALS	6080	101	5372	15,129.65	2008
Economic & Community Developmen	ACTUALS	6085	101	5372	6,951.55	2008
Economic & Community Developmen	ACTUALS	6088	101	5372	11,922.34	2008
Economic & Community Developmen	ACTUALS	6089	101	5372	17,767.52	2008
Economic & Community Developmen	ACTUALS	6094	101	5372	3,975.95	2008
Economic & Community Developmen	ACTUALS	6095	101	5372	4,062.32	2008
Economic & Community Developmen	ACTUALS	6104	101	5372	4,510.67	2008
Economic & Community Developmen	ACTUALS	6105	101	5372	1,886.28	2008
Economic & Community Developmen	ACTUALS	6109	101	5372	7,888.59	2008
Economic & Community Developmen	ACTUALS	6110	101	5372	11,746.89	2008
Economic & Community Developmen	ACTUALS	6145	101	5372	13,348.32	2008
Economic & Community Developmen	ACTUALS	6147	101	5372	50,944.51	2008

2008 Expend - GAAP - ICP Units.xls
All Expend & Revenues

Department	Ledger	Acct	Fund	DeptID	Expended Total	Fiscal Year
Economic & Community Developmen	ACTUALS	6181	101	5372	9,643.68	2008
Economic & Community Developmen	ACTUALS	6198	101	5372	13,987.56	2008
Economic & Community Developmen	ACTUALS	9213	101	5372	-119,343.14	2008
Economic & Community Developmen	ACTUALS	9342	101	5372	-48,280.20	2008
Economic & Community Developmen	ACTUALS	9445	101	5372	-1,945.00	2008
Economic & Community Developmen	ACTUALS	9782	101	5372	-48,269.76	2008
Economic & Community Developmen	ACTUALS	9791	101	5372	22.20	2008
Economic & Community Developmen	ACTUALS	1101	101	5373	336,901.71	2008
Economic & Community Developmen	ACTUALS	1201	101	5373	1,260.59	2008
Economic & Community Developmen	ACTUALS	1301	101	5373	25,090.91	2008
Economic & Community Developmen	ACTUALS	1401	101	5373	228,537.60	2008
Economic & Community Developmen	ACTUALS	1501	101	5373	422.20	2008
Economic & Community Developmen	ACTUALS	2101	101	5373	1,231.47	2008
Economic & Community Developmen	ACTUALS	2201	101	5373	2,166.06	2008
Economic & Community Developmen	ACTUALS	2211	101	5373	150.15	2008
Economic & Community Developmen	ACTUALS	3101	101	5373	4,423.82	2008
Economic & Community Developmen	ACTUALS	3201	101	5373	33.92	2008
Economic & Community Developmen	ACTUALS	3202	101	5373	70.60	2008
Economic & Community Developmen	ACTUALS	3302	101	5373	61.35	2008
Economic & Community Developmen	ACTUALS	3304	101	5373	1,000.00	2008
Economic & Community Developmen	ACTUALS	3332	101	5373	6.50	2008
Economic & Community Developmen	ACTUALS	3334	101	5373	642.90	2008
Economic & Community Developmen	ACTUALS	3335	101	5373	31.80	2008
Economic & Community Developmen	ACTUALS	3336	101	5373	-341.28	2008
Economic & Community Developmen	ACTUALS	3337	101	5373	180.00	2008
Economic & Community Developmen	ACTUALS	3338	101	5373	547.00	2008
Economic & Community Developmen	ACTUALS	3802	101	5373	2,551.42	2008
Economic & Community Developmen	ACTUALS	3808	101	5373	150.75	2008
Economic & Community Developmen	ACTUALS	3838	101	5373	1,751.45	2008
Economic & Community Developmen	ACTUALS	5603	101	5373	229.72	2008
Economic & Community Developmen	ACTUALS	5604	101	5373	557.96	2008
Economic & Community Developmen	ACTUALS	5609	101	5373	766.87	2008
Economic & Community Developmen	ACTUALS	6029	101	5373	0.01	2008
Economic & Community Developmen	ACTUALS	6048	101	5373	1,587.10	2008
Economic & Community Developmen	ACTUALS	6061	101	5373	876.14	2008
Economic & Community Developmen	ACTUALS	6064	101	5373	2,091.77	2008
Economic & Community Developmen	ACTUALS	6080	101	5373	3,332.12	2008
Economic & Community Developmen	ACTUALS	6085	101	5373	13,853.44	2008
Economic & Community Developmen	ACTUALS	6088	101	5373	4,636.48	2008
Economic & Community Developmen	ACTUALS	6089	101	5373	6,909.61	2008
Economic & Community Developmen	ACTUALS	6094	101	5373	1,546.25	2008
Economic & Community Developmen	ACTUALS	6095	101	5373	2,631.60	2008
Economic & Community Developmen	ACTUALS	6104	101	5373	1,718.39	2008
Economic & Community Developmen	ACTUALS	6105	101	5373	314.35	2008
Economic & Community Developmen	ACTUALS	6110	101	5373	2,355.81	2008
Economic & Community Developmen	ACTUALS	6145	101	5373	6,957.89	2008
Economic & Community Developmen	ACTUALS	6147	101	5373	26,649.56	2008
Economic & Community Developmen	ACTUALS	6181	101	5373	3,812.06	2008
Economic & Community Developmen	ACTUALS	6198	101	5373	5,529.18	2008
Economic & Community Developmen	ACTUALS	9342	101	5373	-24,981.00	2008
Economic & Community Developmen	ACTUALS	1101	101	5381	392,230.13	2008
Economic & Community Developmen	ACTUALS	1201	101	5381	924.94	2008

Department	Ledger	Acct	Fund	DeptID	Expended Total	Fiscal Year
Economic & Community Developmen	ACTUALS	1301	101	5381	57,171.28	2008
Economic & Community Developmen	ACTUALS	1401	101	5381	304,150.85	2008
Economic & Community Developmen	ACTUALS	2101	101	5381	1,275.89	2008
Economic & Community Developmen	ACTUALS	2201	101	5381	16,911.90	2008
Economic & Community Developmen	ACTUALS	3101	101	5381	15,000.00	2008
Economic & Community Developmen	ACTUALS	3201	101	5381	50.10	2008
Economic & Community Developmen	ACTUALS	3202	101	5381	11.50	2008
Economic & Community Developmen	ACTUALS	3302	101	5381	48.95	2008
Economic & Community Developmen	ACTUALS	3303	101	5381	2,765.00	2008
Economic & Community Developmen	ACTUALS	3335	101	5381	66.00	2008
Economic & Community Developmen	ACTUALS	3336	101	5381	1,393.62	2008
Economic & Community Developmen	ACTUALS	3337	101	5381	620.00	2008
Economic & Community Developmen	ACTUALS	3339	101	5381	45.60	2008
Economic & Community Developmen	ACTUALS	3601	101	5381	450.00	2008
Economic & Community Developmen	ACTUALS	3808	101	5381	50,173.68	2008
Economic & Community Developmen	ACTUALS	3822	101	5381	255.08	2008
Economic & Community Developmen	ACTUALS	3828	101	5381	30.00	2008
Economic & Community Developmen	ACTUALS	3838	101	5381	958,211.36	2008
Economic & Community Developmen	ACTUALS	5401	101	5381	7,720.00	2008
Economic & Community Developmen	ACTUALS	6029	101	5381	0.02	2008
Economic & Community Developmen	ACTUALS	6048	101	5381	2,267.22	2008
Economic & Community Developmen	ACTUALS	6061	101	5381	797.65	2008
Economic & Community Developmen	ACTUALS	6064	101	5381	2,988.21	2008
Economic & Community Developmen	ACTUALS	6080	101	5381	9,200.27	2008
Economic & Community Developmen	ACTUALS	6085	101	5381	248.25	2008
Economic & Community Developmen	ACTUALS	6088	101	5381	6,623.57	2008
Economic & Community Developmen	ACTUALS	6089	101	5381	9,870.80	2008
Economic & Community Developmen	ACTUALS	6094	101	5381	2,208.85	2008
Economic & Community Developmen	ACTUALS	6095	101	5381	27,277.08	2008
Economic & Community Developmen	ACTUALS	6104	101	5381	1,718.36	2008
Economic & Community Developmen	ACTUALS	6105	101	5381	27,161.44	2008
Economic & Community Developmen	ACTUALS	6110	101	5381	18,439.10	2008
Economic & Community Developmen	ACTUALS	6145	101	5381	8,401.04	2008
Economic & Community Developmen	ACTUALS	6147	101	5381	32,044.14	2008
Economic & Community Developmen	ACTUALS	6181	101	5381	3,766.73	2008
Economic & Community Developmen	ACTUALS	6198	101	5381	5,463.36	2008
Economic & Community Developmen	ACTUALS	9342	101	5381	-31,221.76	2008
Economic & Community Developmen	ACTUALS	9672	101	5381	-10,229.26	2008
Economic & Community Developmen	ACTUALS	1101	101	5382	59,983.21	2008
Economic & Community Developmen	ACTUALS	1201	101	5382	79.34	2008
Economic & Community Developmen	ACTUALS	1301	101	5382	8,639.62	2008
Economic & Community Developmen	ACTUALS	1401	101	5382	40,001.23	2008
Economic & Community Developmen	ACTUALS	1501	101	5382	61.70	2008
Economic & Community Developmen	ACTUALS	2201	101	5382	4,181.96	2008
Economic & Community Developmen	ACTUALS	2211	101	5382	29,625.72	2008
Economic & Community Developmen	ACTUALS	2301	101	5382	160.50	2008
Economic & Community Developmen	ACTUALS	3101	101	5382	30,915.67	2008
Economic & Community Developmen	ACTUALS	3201	101	5382	23,520.65	2008
Economic & Community Developmen	ACTUALS	3203	101	5382	211.77	2008
Economic & Community Developmen	ACTUALS	3601	101	5382	2,580.00	2008
Economic & Community Developmen	ACTUALS	3611	101	5382	139.00	2008
Economic & Community Developmen	ACTUALS	3612	101	5382	92,090.05	2008

Department	Ledger	Acct	Fund	DeptID	Expended Total	Fiscal Year
Economic & Community Developmen	ACTUALS	3712	101	5382	620.00	2008
Economic & Community Developmen	ACTUALS	3802	101	5382	711.35	2008
Economic & Community Developmen	ACTUALS	3803	101	5382	280.00	2008
Economic & Community Developmen	ACTUALS	3814	101	5382	498.96	2008
Economic & Community Developmen	ACTUALS	3860	101	5382	100.00	2008
Economic & Community Developmen	ACTUALS	5411	101	5382	11,817.23	2008
Economic & Community Developmen	ACTUALS	5412	101	5382	1,838.39	2008
Economic & Community Developmen	ACTUALS	5604	101	5382	62,058.85	2008
Economic & Community Developmen	ACTUALS	5609	101	5382	1,497.86	2008
Economic & Community Developmen	ACTUALS	6029	101	5382	0.94	2008
Economic & Community Developmen	ACTUALS	6048	101	5382	453.44	2008
Economic & Community Developmen	ACTUALS	6061	101	5382	317.71	2008
Economic & Community Developmen	ACTUALS	6064	101	5382	597.62	2008
Economic & Community Developmen	ACTUALS	6080	101	5382	1,948.83	2008
Economic & Community Developmen	ACTUALS	6085	101	5382	744.78	2008
Economic & Community Developmen	ACTUALS	6088	101	5382	1,324.68	2008
Economic & Community Developmen	ACTUALS	6089	101	5382	1,974.18	2008
Economic & Community Developmen	ACTUALS	6094	101	5382	441.79	2008
Economic & Community Developmen	ACTUALS	6095	101	5382	3,686.36	2008
Economic & Community Developmen	ACTUALS	6104	101	5382	375.94	2008
Economic & Community Developmen	ACTUALS	6105	101	5382	314.38	2008
Economic & Community Developmen	ACTUALS	6110	101	5382	4,359.33	2008
Economic & Community Developmen	ACTUALS	6145	101	5382	1,305.04	2008
Economic & Community Developmen	ACTUALS	6147	101	5382	4,979.40	2008
Economic & Community Developmen	ACTUALS	6181	101	5382	1,164.79	2008
Economic & Community Developmen	ACTUALS	6198	101	5382	1,689.44	2008
Economic & Community Developmen	ACTUALS	9342	101	5382	-4,897.75	2008
Economic & Community Developmen	ACTUALS	9798	101	5382	-24,740.51	2008
Economic & Community Developmen	ACTUALS	1101	162	5470	472,204.40	2008
Economic & Community Developmen	ACTUALS	1201	162	5470	9,621.52	2008
Economic & Community Developmen	ACTUALS	1301	162	5470	29,041.62	2008
Economic & Community Developmen	ACTUALS	1401	162	5470	224,254.32	2008
Economic & Community Developmen	ACTUALS	1501	162	5470	144.38	2008
Economic & Community Developmen	ACTUALS	2101	162	5470	368.92	2008
Economic & Community Developmen	ACTUALS	2201	162	5470	16,000.59	2008
Economic & Community Developmen	ACTUALS	2204	162	5470	359.61	2008
Economic & Community Developmen	ACTUALS	2205	162	5470	1,432.98	2008
Economic & Community Developmen	ACTUALS	2208	162	5470	13,789.91	2008
Economic & Community Developmen	ACTUALS	2209	162	5470	14,859.85	2008
Economic & Community Developmen	ACTUALS	2301	162	5470	26,626.94	2008
Economic & Community Developmen	ACTUALS	3101	162	5470	25,032.00	2008
Economic & Community Developmen	ACTUALS	3102	162	5470	150.00	2008
Economic & Community Developmen	ACTUALS	3105	162	5470	1,823.75	2008
Economic & Community Developmen	ACTUALS	3201	162	5470	6,156.06	2008
Economic & Community Developmen	ACTUALS	3202	162	5470	58.50	2008
Economic & Community Developmen	ACTUALS	3203	162	5470	569.34	2008
Economic & Community Developmen	ACTUALS	3302	162	5470	382.36	2008
Economic & Community Developmen	ACTUALS	3303	162	5470	1,417.00	2008
Economic & Community Developmen	ACTUALS	3501	162	5470	12,854.06	2008
Economic & Community Developmen	ACTUALS	3601	162	5470	114,060.11	2008
Economic & Community Developmen	ACTUALS	3701	162	5470	5,540.27	2008
Economic & Community Developmen	ACTUALS	3702	162	5470	116,776.00	2008

Department	Ledger	Acct	Fund	DeptID	Expended Total	Fiscal Year
Economic & Community Development	ACTUALS	3801	162	5470	540.50	2008
Economic & Community Development	ACTUALS	3802	162	5470	5,180.86	2008
Economic & Community Development	ACTUALS	3805	162	5470	130.00	2008
Economic & Community Development	ACTUALS	3807	162	5470	292.00	2008
Economic & Community Development	ACTUALS	3814	162	5470	3,678.67	2008
Economic & Community Development	ACTUALS	3815	162	5470	29,000.00	2008
Economic & Community Development	ACTUALS	3822	162	5470	1,511.02	2008
Economic & Community Development	ACTUALS	3828	162	5470	370.00	2008
Economic & Community Development	ACTUALS	5603	162	5470	8,701.37	2008
Economic & Community Development	ACTUALS	5604	162	5470	1,439.60	2008
Economic & Community Development	ACTUALS	5609	162	5470	2,882.36	2008
Economic & Community Development	ACTUALS	6029	162	5470	0.14	2008
Economic & Community Development	ACTUALS	6048	162	5470	3,627.60	2008
Economic & Community Development	ACTUALS	6049	162	5470	14,266.36	2008
Economic & Community Development	ACTUALS	6061	162	5470	806.73	2008
Economic & Community Development	ACTUALS	6064	162	5470	4,781.07	2008
Economic & Community Development	ACTUALS	6080	162	5470	5,342.58	2008
Economic & Community Development	ACTUALS	6085	162	5470	943.46	2008
Economic & Community Development	ACTUALS	6088	162	5470	10,597.64	2008
Economic & Community Development	ACTUALS	6089	162	5470	15,793.41	2008
Economic & Community Development	ACTUALS	6094	162	5470	3,534.18	2008
Economic & Community Development	ACTUALS	6095	162	5470	8,208.21	2008
Economic & Community Development	ACTUALS	6103	162	5470	9,383.50	2008
Economic & Community Development	ACTUALS	6104	162	5470	1,986.86	2008
Economic & Community Development	ACTUALS	6105	162	5470	3,520.93	2008
Economic & Community Development	ACTUALS	6109	162	5470	3,227.22	2008
Economic & Community Development	ACTUALS	6110	162	5470	13,004.81	2008
Economic & Community Development	ACTUALS	6145	162	5470	9,656.67	2008
Economic & Community Development	ACTUALS	6147	162	5470	37,276.45	2008
Economic & Community Development	ACTUALS	6181	162	5470	3,244.79	2008
Economic & Community Development	ACTUALS	6198	162	5470	4,706.36	2008
Economic & Community Development	ACTUALS	6354	162	5470	17,325.00	2008
Economic & Community Development	ACTUALS	6500	162	5470	16,980.05	2008
Economic & Community Development	ACTUALS	6562	162	5470	16,043.50	2008
Economic & Community Development	ACTUALS	6666	162	5470	41,248.40	2008
Economic & Community Development	ACTUALS	6668	162	5470	14,430.31	2008
Economic & Community Development	ACTUALS	9342	162	5470	-25,264.67	2008
Economic & Community Development	ACTUALS	9441	162	5470	-109,722.80	2008
Economic & Community Development	ACTUALS	9442	162	5470	-26,539.25	2008
Economic & Community Development	ACTUALS	9499	162	5470	-20,200.00	2008
Economic & Community Development	ACTUALS	9798	162	5470	-1,570.47	2008
Economic & Community Development	ACTUALS	4101	162	5471	197,400.00	2008
Economic & Community Development	ACTUALS	4102	162	5471	173,191.74	2008
Economic & Community Development	ACTUALS	4103	162	5471	85.34	2008
Economic & Community Development	ACTUALS	1101	162	5473	245,920.22	2008
Economic & Community Development	ACTUALS	1201	162	5473	11,638.34	2008
Economic & Community Development	ACTUALS	1301	162	5473	22,056.62	2008
Economic & Community Development	ACTUALS	1401	162	5473	108,570.22	2008
Economic & Community Development	ACTUALS	1501	162	5473	2,949.75	2008
Economic & Community Development	ACTUALS	2101	162	5473	1,070.26	2008
Economic & Community Development	ACTUALS	2201	162	5473	6,238.61	2008
Economic & Community Development	ACTUALS	2205	162	5473	764.00	2008

Department	Ledger	Acct	Fund	DeptID	Expended Total	Fiscal Year
Economic & Community Developmen	ACTUALS	2208	162	5473	674.47	2008
Economic & Community Developmen	ACTUALS	2209	162	5473	69.97	2008
Economic & Community Developmen	ACTUALS	2301	162	5473	5,746.39	2008
Economic & Community Developmen	ACTUALS	3101	162	5473	906.00	2008
Economic & Community Developmen	ACTUALS	3105	162	5473	713.25	2008
Economic & Community Developmen	ACTUALS	3201	162	5473	4,786.63	2008
Economic & Community Developmen	ACTUALS	3302	162	5473	118.14	2008
Economic & Community Developmen	ACTUALS	3303	162	5473	473.22	2008
Economic & Community Developmen	ACTUALS	3501	162	5473	67,000.00	2008
Economic & Community Developmen	ACTUALS	3601	162	5473	435.00	2008
Economic & Community Developmen	ACTUALS	3702	162	5473	4,908.00	2008
Economic & Community Developmen	ACTUALS	3802	162	5473	2,658.20	2008
Economic & Community Developmen	ACTUALS	3807	162	5473	504.00	2008
Economic & Community Developmen	ACTUALS	3822	162	5473	1,589.38	2008
Economic & Community Developmen	ACTUALS	3828	162	5473	300.00	2008
Economic & Community Developmen	ACTUALS	5603	162	5473	1,730.00	2008
Economic & Community Developmen	ACTUALS	6029	162	5473	0.04	2008
Economic & Community Developmen	ACTUALS	6048	162	5473	2,267.24	2008
Economic & Community Developmen	ACTUALS	6061	162	5473	329.44	2008
Economic & Community Developmen	ACTUALS	6064	162	5473	2,988.22	2008
Economic & Community Developmen	ACTUALS	6085	162	5473	49.62	2008
Economic & Community Developmen	ACTUALS	6088	162	5473	6,623.50	2008
Economic & Community Developmen	ACTUALS	6089	162	5473	9,870.80	2008
Economic & Community Developmen	ACTUALS	6094	162	5473	2,208.92	2008
Economic & Community Developmen	ACTUALS	6104	162	5473	1,933.16	2008
Economic & Community Developmen	ACTUALS	6105	162	5473	377.29	2008
Economic & Community Developmen	ACTUALS	6109	162	5473	1,254.93	2008
Economic & Community Developmen	ACTUALS	6110	162	5473	6,280.56	2008
Economic & Community Developmen	ACTUALS	6145	162	5473	5,211.88	2008
Economic & Community Developmen	ACTUALS	6147	162	5473	19,894.85	2008
Economic & Community Developmen	ACTUALS	6181	162	5473	3,562.45	2008
Economic & Community Developmen	ACTUALS	6198	162	5473	5,167.17	2008
Economic & Community Developmen	ACTUALS	6668	162	5473	120,853.27	2008
Economic & Community Developmen	ACTUALS	9342	162	5473	-9,510.34	2008
Economic & Community Developmen	ACTUALS	9443	162	5473	-217,992.25	2008
Economic & Community Developmen	ACTUALS	9791	162	5473	10.00	2008
Economic & Community Developmen	ACTUALS	3901	162	5474	2,639,870.00	2008
Economic & Community Developmen	ACTUALS	3101	461	5481	187,754.99	2008
Economic & Community Developmen	ACTUALS	6001	461	5481	25,083.76	2008
Economic & Community Developmen	ACTUALS	7999	461	5481	-212,838.75	2008
Economic & Community Developmen	ACTUALS	9331	461	5481	-212,838.75	2008
Economic & Community Developmen	ACTUALS	3838	261	53163G	4,370.07	2008
Economic & Community Developmen	ACTUALS	3838	261	53164G	31,239.45	2008
Economic & Community Developmen	ACTUALS	3838	261	53167G	5,298.34	2008
Economic & Community Developmen	ACTUALS	6091	261	53167G	1.00	2008
Economic & Community Developmen	ACTUALS	6095	261	53167G	4.00	2008
Economic & Community Developmen	ACTUALS	6103	261	53167G	15.00	2008
Economic & Community Developmen	ACTUALS	6105	261	53167G	2.00	2008
Economic & Community Developmen	ACTUALS	6110	261	53167G	4.00	2008
Economic & Community Developmen	ACTUALS	9601	261	53167G	-1,500.00	2008
Economic & Community Developmen	ACTUALS	9609	261	53167G	-1,500.00	2008
Economic & Community Developmen	ACTUALS	3838	261	5316G	14,730.33	2008

Department	Ledger	Acct	Fund	DeptID	Expended Total	Fiscal Year
Economic & Community Developmen	ACTUALS	9609	261	5316G	42,184.75	2008
Economic & Community Developmen	ACTUALS	3838	261	5317G	20,685.78	2008
Economic & Community Developmen	ACTUALS	6022	261	5317G	4.00	2008
Economic & Community Developmen	ACTUALS	6061	261	5317G	4.00	2008
Economic & Community Developmen	ACTUALS	6091	261	5317G	32.00	2008
Economic & Community Developmen	ACTUALS	6095	261	5317G	106.00	2008
Economic & Community Developmen	ACTUALS	6103	261	5317G	365.00	2008
Economic & Community Developmen	ACTUALS	6105	261	5317G	54.00	2008
Economic & Community Developmen	ACTUALS	6109	261	5317G	3.00	2008
Economic & Community Developmen	ACTUALS	6110	261	5317G	111.00	2008
Economic & Community Developmen	ACTUALS	9609	261	5317G	-105,662.00	2008
Economic & Community Developmen	ACTUALS	3332	231	53917G	13.49	2008
Economic & Community Developmen	ACTUALS	3334	231	53917G	4,685.64	2008
Economic & Community Developmen	ACTUALS	3335	231	53917G	411.28	2008
Economic & Community Developmen	ACTUALS	3336	231	53917G	5,653.94	2008
Economic & Community Developmen	ACTUALS	3337	231	53917G	1,360.00	2008
Economic & Community Developmen	ACTUALS	3338	231	53917G	7,013.50	2008
Economic & Community Developmen	ACTUALS	3339	231	53917G	56.00	2008
Economic & Community Developmen	ACTUALS	3828	231	53917G	560.00	2008
Economic & Community Developmen	ACTUALS	3838	231	53917G	50,806.33	2008
Economic & Community Developmen	ACTUALS	5411	231	53917G	5,570.82	2008
Economic & Community Developmen	ACTUALS	5603	231	53917G	3,099.00	2008
Economic & Community Developmen	ACTUALS	9825	231	53917G	-38,100.00	2008
Economic & Community Developmen	ACTUALS	3335	231	53918G	20.00	2008
Economic & Community Developmen	ACTUALS	3336	231	53918G	558.60	2008
Economic & Community Developmen	ACTUALS	3337	231	53918G	216.00	2008
Economic & Community Developmen	ACTUALS	3828	231	53918G	249.00	2008
Economic & Community Developmen	ACTUALS	6022	231	53918G	4.00	2008
Economic & Community Developmen	ACTUALS	6061	231	53918G	4.00	2008
Economic & Community Developmen	ACTUALS	6091	231	53918G	29.00	2008
Economic & Community Developmen	ACTUALS	6095	231	53918G	91.00	2008
Economic & Community Developmen	ACTUALS	6103	231	53918G	313.00	2008
Economic & Community Developmen	ACTUALS	6105	231	53918G	46.00	2008
Economic & Community Developmen	ACTUALS	6109	231	53918G	2.00	2008
Economic & Community Developmen	ACTUALS	6110	231	53918G	96.00	2008
Economic & Community Developmen	ACTUALS	9601	231	53918G	-35,000.00	2008
Economic & Community Developmen	ACTUALS	9825	231	53918G	-1,043.60	2008
Economic & Community Developmen	ACTUALS	1101	231	53937G	23,072.24	2008
Economic & Community Developmen	ACTUALS	1301	231	53937G	2,275.26	2008
Economic & Community Developmen	ACTUALS	1401	231	53937G	18,685.95	2008
Economic & Community Developmen	ACTUALS	2101	231	53937G	1,238.21	2008
Economic & Community Developmen	ACTUALS	2201	231	53937G	138.80	2008
Economic & Community Developmen	ACTUALS	3601	231	53937G	395.40	2008
Economic & Community Developmen	ACTUALS	3803	231	53937G	206.00	2008
Economic & Community Developmen	ACTUALS	6145	231	53937G	470.67	2008
Economic & Community Developmen	ACTUALS	6147	231	53937G	1,459.59	2008
Economic & Community Developmen	ACTUALS	9398	231	53937G	-47,942.12	2008
Economic & Community Developmen	ACTUALS	1101	231	53938G	16,025.74	2008
Economic & Community Developmen	ACTUALS	1301	231	53938G	1,611.77	2008
Economic & Community Developmen	ACTUALS	1401	231	53938G	12,578.61	2008
Economic & Community Developmen	ACTUALS	2201	231	53938G	397.64	2008
Economic & Community Developmen	ACTUALS	3803	231	53938G	210.00	2008

Department	Ledger	Acct	Fund	DeptID	Expended Total	Fiscal Year
Economic & Community Developmen	ACTUALS	6022	231	53938G	8.00	2008
Economic & Community Developmen	ACTUALS	6061	231	53938G	8.00	2008
Economic & Community Developmen	ACTUALS	6091	231	53938G	58.00	2008
Economic & Community Developmen	ACTUALS	6095	231	53938G	187.00	2008
Economic & Community Developmen	ACTUALS	6103	231	53938G	641.00	2008
Economic & Community Developmen	ACTUALS	6105	231	53938G	96.00	2008
Economic & Community Developmen	ACTUALS	6109	231	53938G	5.00	2008
Economic & Community Developmen	ACTUALS	6110	231	53938G	196.00	2008
Economic & Community Developmen	ACTUALS	6145	231	53938G	339.31	2008
Economic & Community Developmen	ACTUALS	6147	231	53938G	1,344.76	2008
Economic & Community Developmen	ACTUALS	9398	231	53938G	-33,706.83	2008
Economic & Community Developmen	ACTUALS	1101	231	53947G	18,454.28	2008
Economic & Community Developmen	ACTUALS	1301	231	53947G	1,635.86	2008
Economic & Community Developmen	ACTUALS	1401	231	53947G	14,198.89	2008
Economic & Community Developmen	ACTUALS	2101	231	53947G	355.67	2008
Economic & Community Developmen	ACTUALS	2201	231	53947G	3,420.72	2008
Economic & Community Developmen	ACTUALS	3334	231	53947G	1,865.00	2008
Economic & Community Developmen	ACTUALS	3335	231	53947G	132.00	2008
Economic & Community Developmen	ACTUALS	3336	231	53947G	1,115.40	2008
Economic & Community Developmen	ACTUALS	3337	231	53947G	440.00	2008
Economic & Community Developmen	ACTUALS	3338	231	53947G	225.50	2008
Economic & Community Developmen	ACTUALS	3808	231	53947G	350.00	2008
Economic & Community Developmen	ACTUALS	3838	231	53947G	3,377.21	2008
Economic & Community Developmen	ACTUALS	5604	231	53947G	1,184.42	2008
Economic & Community Developmen	ACTUALS	5605	231	53947G	731.15	2008
Economic & Community Developmen	ACTUALS	6145	231	53947G	352.42	2008
Economic & Community Developmen	ACTUALS	6147	231	53947G	1,386.78	2008
Economic & Community Developmen	ACTUALS	9398	231	53947G	-49,225.30	2008
Economic & Community Developmen	ACTUALS	1101	231	53948G	9,878.41	2008
Economic & Community Developmen	ACTUALS	1301	231	53948G	759.06	2008
Economic & Community Developmen	ACTUALS	1401	231	53948G	6,381.21	2008
Economic & Community Developmen	ACTUALS	2101	231	53948G	351.00	2008
Economic & Community Developmen	ACTUALS	2201	231	53948G	548.23	2008
Economic & Community Developmen	ACTUALS	3828	231	53948G	200.00	2008
Economic & Community Developmen	ACTUALS	6022	231	53948G	7.00	2008
Economic & Community Developmen	ACTUALS	6061	231	53948G	8.00	2008
Economic & Community Developmen	ACTUALS	6091	231	53948G	49.00	2008
Economic & Community Developmen	ACTUALS	6095	231	53948G	157.00	2008
Economic & Community Developmen	ACTUALS	6103	231	53948G	540.00	2008
Economic & Community Developmen	ACTUALS	6105	231	53948G	81.00	2008
Economic & Community Developmen	ACTUALS	6109	231	53948G	5.00	2008
Economic & Community Developmen	ACTUALS	6110	231	53948G	164.00	2008
Economic & Community Developmen	ACTUALS	6145	231	53948G	186.71	2008
Economic & Community Developmen	ACTUALS	6147	231	53948G	739.88	2008
Economic & Community Developmen	ACTUALS	9398	231	53948G	-20,055.50	2008
Economic & Community Developmen	ACTUALS	2201	231	53958G	6.99	2008
Economic & Community Developmen	ACTUALS	3838	231	53958G	13,468.41	2008
Economic & Community Developmen	ACTUALS	6091	231	53958G	10.00	2008
Economic & Community Developmen	ACTUALS	6095	231	53958G	50.00	2008
Economic & Community Developmen	ACTUALS	6103	231	53958G	190.00	2008
Economic & Community Developmen	ACTUALS	6110	231	53958G	50.00	2008
Economic & Community Developmen	ACTUALS	9825	231	53958G	-13,775.40	2008

Department	Ledger	Acct	Fund	DeptID	Expended Total	Fiscal Year
Economic & Community Developmen	ACTUALS	1101	231	53978G	9,226.52	2008
Economic & Community Developmen	ACTUALS	1301	231	53978G	838.39	2008
Economic & Community Developmen	ACTUALS	1401	231	53978G	5,492.29	2008
Economic & Community Developmen	ACTUALS	2101	231	53978G	13.99	2008
Economic & Community Developmen	ACTUALS	2201	231	53978G	208.69	2008
Economic & Community Developmen	ACTUALS	3101	231	53978G	10,500.00	2008
Economic & Community Developmen	ACTUALS	3303	231	53978G	158.71	2008
Economic & Community Developmen	ACTUALS	3334	231	53978G	674.10	2008
Economic & Community Developmen	ACTUALS	3336	231	53978G	648.00	2008
Economic & Community Developmen	ACTUALS	3337	231	53978G	380.00	2008
Economic & Community Developmen	ACTUALS	3338	231	53978G	667.50	2008
Economic & Community Developmen	ACTUALS	3802	231	53978G	205.00	2008
Economic & Community Developmen	ACTUALS	3838	231	53978G	4,747.14	2008
Economic & Community Developmen	ACTUALS	6022	231	53978G	10.00	2008
Economic & Community Developmen	ACTUALS	6061	231	53978G	10.00	2008
Economic & Community Developmen	ACTUALS	6085	231	53978G	2,115.00	2008
Economic & Community Developmen	ACTUALS	6091	231	53978G	20.00	2008
Economic & Community Developmen	ACTUALS	6095	231	53978G	60.00	2008
Economic & Community Developmen	ACTUALS	6103	231	53978G	200.00	2008
Economic & Community Developmen	ACTUALS	6105	231	53978G	30.00	2008
Economic & Community Developmen	ACTUALS	6109	231	53978G	5.00	2008
Economic & Community Developmen	ACTUALS	6110	231	53978G	60.00	2008
Economic & Community Developmen	ACTUALS	6145	231	53978G	174.38	2008
Economic & Community Developmen	ACTUALS	6147	231	53978G	691.07	2008
Economic & Community Developmen	ACTUALS	6181	231	53978G	75.00	2008
Economic & Community Developmen	ACTUALS	6198	231	53978G	110.00	2008
Economic & Community Developmen	ACTUALS	9398	231	53978G	-20,000.00	2008
Economic & Community Developmen	ACTUALS	9601	231	53978G	-15,000.00	2008
Economic & Community Developmen	ACTUALS	3808	261	53979G	1,250.00	2008
Economic & Community Developmen	ACTUALS	3838	261	53979G	3,002.12	2008
Economic & Community Developmen	ACTUALS	6022	261	53979G	2.00	2008
Economic & Community Developmen	ACTUALS	6061	261	53979G	2.00	2008
Economic & Community Developmen	ACTUALS	6091	261	53979G	18.00	2008
Economic & Community Developmen	ACTUALS	6095	261	53979G	57.00	2008
Economic & Community Developmen	ACTUALS	6103	261	53979G	198.00	2008
Economic & Community Developmen	ACTUALS	6105	261	53979G	29.00	2008
Economic & Community Developmen	ACTUALS	6109	261	53979G	2.00	2008
Economic & Community Developmen	ACTUALS	6110	261	53979G	60.00	2008
Economic & Community Developmen	ACTUALS	9609	261	53979G	-25,000.00	2008
Economic & Community Developmen	ACTUALS	3334	231	53988G	2,530.57	2008
Economic & Community Developmen	ACTUALS	3336	231	53988G	673.25	2008
Economic & Community Developmen	ACTUALS	3337	231	53988G	200.26	2008
Economic & Community Developmen	ACTUALS	6085	231	53988G	182.25	2008
Economic & Community Developmen	ACTUALS	6091	231	53988G	7.00	2008
Economic & Community Developmen	ACTUALS	6095	231	53988G	20.00	2008
Economic & Community Developmen	ACTUALS	6103	231	53988G	74.00	2008
Economic & Community Developmen	ACTUALS	6104	231	53988G	12.00	2008
Economic & Community Developmen	ACTUALS	6105	231	53988G	9.00	2008
Economic & Community Developmen	ACTUALS	6110	231	53988G	20.00	2008
Economic & Community Developmen	ACTUALS	6198	231	53988G	26.00	2008
Economic & Community Developmen	ACTUALS	9398	231	53988G	-3,185.00	2008
Economic & Community Developmen	ACTUALS	9601	231	53988G	-1,357.00	2008

2008 Expend - GAAP - ICP Units.xls
All Expend & Revenues

Department	Ledger	Acct	Fund	DeptID	Expended Total	Fiscal Year
Economic & Community Developmen	ACTUALS	9609	231	53988G	-1,000.00	2008
Economic & Community Developmen	ACTUALS	9825	231	53988G	1,000.00	2008
Economic & Community Developmen	ACTUALS	1101	261	54630G	18,163.53	2008
Economic & Community Developmen	ACTUALS	1401	261	54630G	1,425.74	2008
Economic & Community Developmen	ACTUALS	6145	261	54630G	388.77	2008
Economic & Community Developmen	ACTUALS	6147	261	54630G	548.58	2008
Economic & Community Developmen	ACTUALS	9609	261	54630G	-80,000.00	2008
Economic & Community Developmen	ACTUALS	3101	231	54826G	45,320.33	2008
Economic & Community Developmen	ACTUALS	3701	231	54826G	50.00	2008
Economic & Community Developmen	ACTUALS	3815	231	54826G	13,500.00	2008
Economic & Community Developmen	ACTUALS	9398	231	54826G	-58,870.33	2008
Economic & Community Developmen	ACTUALS	3101	261	54834G	3,982.78	2008
Economic & Community Developmen	ACTUALS	3101	231	54838G	250,000.00	2008
Economic & Community Developmen	ACTUALS	9825	231	54838G	-250,000.00	2008
Economic & Community Developmen	ACTUALS	3101	261	54846G	3,040.00	2008
Economic & Community Developmen	ACTUALS	5302	261	54846G	73,507.72	2008
Economic & Community Developmen	ACTUALS	9609	261	54846G	-100,000.00	2008
Economic & Community Developmen	ACTUALS	9331	241	54856G	-430.00	2008

Department	Ledger	Acct	Fund	DeptID	Expended Total	Fiscal Year
Anchorage Parks & Recreation	ACTUALS	2301	462	1682	3273.9	2008
Anchorage Parks & Recreation	ACTUALS	5401	462	1682	7200	2008
Anchorage Parks & Recreation	ACTUALS	5602	462	1682	81,426.00	2008
Anchorage Parks & Recreation	ACTUALS	6500	462	1682	3,918.33	2008
Anchorage Parks & Recreation	ACTUALS	7999	462	1682	-95,818.23	2008
Anchorage Parks & Recreation	ACTUALS	9672	462	1682	-36,632.40	2008
Anchorage Parks & Recreation	ACTUALS	9761	462	1682	-5,948.00	2008
Anchorage Parks & Recreation	ACTUALS	9767	462	1682	5,851.00	2008
Anchorage Parks & Recreation	ACTUALS	6080	161	5114	126.09	2008
Anchorage Parks & Recreation	ACTUALS	6103	161	5114	20,140.15	2008
Anchorage Parks & Recreation	ACTUALS	6110	161	5114	1,020.11	2008
Anchorage Parks & Recreation	ACTUALS	6500	161	5114	23,510.79	2008
Anchorage Parks & Recreation	ACTUALS	6667	161	5114	14,585.09	2008
Anchorage Parks & Recreation	ACTUALS	6668	161	5114	2,734.64	2008
Anchorage Parks & Recreation	ACTUALS	4101	161	5121	1,435,741.82	2008
Anchorage Parks & Recreation	ACTUALS	4102	161	5121	1,154,601.38	2008
Anchorage Parks & Recreation	ACTUALS	4103	161	5121	487.00	2008
Anchorage Parks & Recreation	ACTUALS	4112	161	5121	64,070.00	2008
Anchorage Parks & Recreation	ACTUALS	4113	161	5121	3,932.00	2008
Anchorage Parks & Recreation	ACTUALS	2201	461	5402	601.16	2008
Anchorage Parks & Recreation	ACTUALS	3101	461	5402	244,026.18	2008
Anchorage Parks & Recreation	ACTUALS	3303	461	5402	9,500.00	2008
Anchorage Parks & Recreation	ACTUALS	3814	461	5402	80.00	2008
Anchorage Parks & Recreation	ACTUALS	5302	461	5402	314,125.65	2008
Anchorage Parks & Recreation	ACTUALS	5401	461	5402	865.11	2008
Anchorage Parks & Recreation	ACTUALS	5402	461	5402	6,470.00	2008
Anchorage Parks & Recreation	ACTUALS	5607	461	5402	18,140.00	2008
Anchorage Parks & Recreation	ACTUALS	6001	461	5402	1,334.23	2008
Anchorage Parks & Recreation	ACTUALS	6924	461	5402	32,400.00	2008
Anchorage Parks & Recreation	ACTUALS	7999	461	5402	-627,542.33	2008
Anchorage Parks & Recreation	ACTUALS	9825	461	5402	-632,197.50	2008
Anchorage Parks & Recreation	ACTUALS	3101	401	5417	70,378.40	2008
Anchorage Parks & Recreation	ACTUALS	5302	401	5417	48,848.25	2008
Anchorage Parks & Recreation	ACTUALS	6001	401	5417	804.47	2008
Anchorage Parks & Recreation	ACTUALS	7999	401	5417	-120,031.12	2008
Anchorage Parks & Recreation	ACTUALS	9398	401	5417	-120,031.12	2008
Anchorage Parks & Recreation	ACTUALS	3101	461	5424	897.02	2008
Anchorage Parks & Recreation	ACTUALS	3808	461	5424	27,547.70	2008
Anchorage Parks & Recreation	ACTUALS	6001	461	5424	353.75	2008
Anchorage Parks & Recreation	ACTUALS	7999	461	5424	-28,798.47	2008
Anchorage Parks & Recreation	ACTUALS	3101	461	5427	9,800.00	2008
Anchorage Parks & Recreation	ACTUALS	7999	461	5427	-9,800.00	2008
Anchorage Parks & Recreation	ACTUALS	9761	461	5427	-41.00	2008
Anchorage Parks & Recreation	ACTUALS	9767	461	5427	30.00	2008
Anchorage Parks & Recreation	ACTUALS	9825	461	5427	-9,673.00	2008
Anchorage Parks & Recreation	ACTUALS	5301	461	5430	49,228.00	2008
Anchorage Parks & Recreation	ACTUALS	6001	461	5430	26,480.71	2008
Anchorage Parks & Recreation	ACTUALS	7999	461	5430	-75,708.71	2008
Anchorage Parks & Recreation	ACTUALS	9331	461	5430	-75,708.71	2008
Anchorage Parks & Recreation	ACTUALS	6001	461	5431	17,833.17	2008
Anchorage Parks & Recreation	ACTUALS	7999	461	5431	-17,833.17	2008
Anchorage Parks & Recreation	ACTUALS	9331	461	5431	-17,833.17	2008

Department	Ledger	Acct	Fund	DeptID	Expended Total	Fiscal Year
Anchorage Parks & Recreation	ACTUALS	3901	461	5432	1.45	2008
Anchorage Parks & Recreation	ACTUALS	7999	461	5432	-1.45	2008
Anchorage Parks & Recreation	ACTUALS	3101	461	5435	-82,077.07	2008
Anchorage Parks & Recreation	ACTUALS	3106	461	5435	111,515.46	2008
Anchorage Parks & Recreation	ACTUALS	3841	461	5435	-1,889.64	2008
Anchorage Parks & Recreation	ACTUALS	5302	461	5435	873.50	2008
Anchorage Parks & Recreation	ACTUALS	6001	461	5435	1,586.74	2008
Anchorage Parks & Recreation	ACTUALS	7999	461	5435	-30,008.99	2008
Anchorage Parks & Recreation	ACTUALS	9825	461	5435	79,421.60	2008
Anchorage Parks & Recreation	ACTUALS	3101	461	5436	872,086.11	2008
Anchorage Parks & Recreation	ACTUALS	3601	461	5436	2,506.50	2008
Anchorage Parks & Recreation	ACTUALS	3701	461	5436	158.00	2008
Anchorage Parks & Recreation	ACTUALS	3802	461	5436	2,361.12	2008
Anchorage Parks & Recreation	ACTUALS	3803	461	5436	468.45	2008
Anchorage Parks & Recreation	ACTUALS	3814	461	5436	1,084.45	2008
Anchorage Parks & Recreation	ACTUALS	3841	461	5436	342.71	2008
Anchorage Parks & Recreation	ACTUALS	5302	461	5436	3,460.65	2008
Anchorage Parks & Recreation	ACTUALS	5401	461	5436	10,000.00	2008
Anchorage Parks & Recreation	ACTUALS	6001	461	5436	42,060.91	2008
Anchorage Parks & Recreation	ACTUALS	6736	461	5436	976.79	2008
Anchorage Parks & Recreation	ACTUALS	7999	461	5436	-935,505.69	2008
Anchorage Parks & Recreation	ACTUALS	3101	462	5476	12.90	2008
Anchorage Parks & Recreation	ACTUALS	7999	462	5476	-12.90	2008
Anchorage Parks & Recreation	ACTUALS	3814	462	5477	7,900.00	2008
Anchorage Parks & Recreation	ACTUALS	5101	462	5477	43,067.74	2008
Anchorage Parks & Recreation	ACTUALS	7999	462	5477	-50,967.74	2008
Anchorage Parks & Recreation	ACTUALS	3101	462	5478	7,352.47	2008
Anchorage Parks & Recreation	ACTUALS	3601	462	5478	47,015.30	2008
Anchorage Parks & Recreation	ACTUALS	3701	462	5478	937.50	2008
Anchorage Parks & Recreation	ACTUALS	5301	462	5478	15,971.60	2008
Anchorage Parks & Recreation	ACTUALS	7999	462	5478	-71,276.87	2008
Anchorage Parks & Recreation	ACTUALS	3101	462	5479	127,481.77	2008
Anchorage Parks & Recreation	ACTUALS	3808	462	5479	403,212.22	2008
Anchorage Parks & Recreation	ACTUALS	3814	462	5479	4,000.00	2008
Anchorage Parks & Recreation	ACTUALS	5101	462	5479	579,204.57	2008
Anchorage Parks & Recreation	ACTUALS	5301	462	5479	499,999.00	2008
Anchorage Parks & Recreation	ACTUALS	5302	462	5479	1,500.00	2008
Anchorage Parks & Recreation	ACTUALS	6924	462	5479	19,800.00	2008
Anchorage Parks & Recreation	ACTUALS	7999	462	5479	-1,635,197.56	2008
Anchorage Parks & Recreation	ACTUALS	9825	462	5479	-1,635,197.56	2008
Anchorage Parks & Recreation	ACTUALS	1101	106	5480	21,750.13	2008
Anchorage Parks & Recreation	ACTUALS	1301	106	5480	1,175.68	2008
Anchorage Parks & Recreation	ACTUALS	1401	106	5480	8,043.16	2008
Anchorage Parks & Recreation	ACTUALS	2101	106	5480	543.00	2008
Anchorage Parks & Recreation	ACTUALS	2201	106	5480	7,255.92	2008
Anchorage Parks & Recreation	ACTUALS	2203	106	5480	66.17	2008
Anchorage Parks & Recreation	ACTUALS	2208	106	5480	1,625.50	2008
Anchorage Parks & Recreation	ACTUALS	2301	106	5480	6,117.84	2008
Anchorage Parks & Recreation	ACTUALS	3101	106	5480	76.10	2008
Anchorage Parks & Recreation	ACTUALS	3201	106	5480	91.62	2008
Anchorage Parks & Recreation	ACTUALS	3202	106	5480	116.93	2008
Anchorage Parks & Recreation	ACTUALS	3302	106	5480	452.36	2008

2008 Expend - GAAP - ICP Units.xls
All Expend & Revenues

Department	Ledger	Acct	Fund	DeptID	Expended Total	Fiscal Year
Anchorage Parks & Recreation	ACTUALS	3303	106	5480	1,065.00	2008
Anchorage Parks & Recreation	ACTUALS	3501	106	5480	10,759.21	2008
Anchorage Parks & Recreation	ACTUALS	3601	106	5480	27,170.00	2008
Anchorage Parks & Recreation	ACTUALS	3701	106	5480	50.00	2008
Anchorage Parks & Recreation	ACTUALS	3803	106	5480	41.70	2008
Anchorage Parks & Recreation	ACTUALS	3808	106	5480	7,635.26	2008
Anchorage Parks & Recreation	ACTUALS	3815	106	5480	79,758.00	2008
Anchorage Parks & Recreation	ACTUALS	3860	106	5480	115.00	2008
Anchorage Parks & Recreation	ACTUALS	3901	106	5480	200,000.00	2008
Anchorage Parks & Recreation	ACTUALS	5603	106	5480	2,859.95	2008
Anchorage Parks & Recreation	ACTUALS	6080	106	5480	302.59	2008
Anchorage Parks & Recreation	ACTUALS	6095	106	5480	2,161.67	2008
Anchorage Parks & Recreation	ACTUALS	6104	106	5480	161.09	2008
Anchorage Parks & Recreation	ACTUALS	6105	106	5480	817.29	2008
Anchorage Parks & Recreation	ACTUALS	6110	106	5480	3,508.53	2008
Anchorage Parks & Recreation	ACTUALS	6145	106	5480	42.25	2008
Anchorage Parks & Recreation	ACTUALS	6147	106	5480	612.66	2008
Anchorage Parks & Recreation	ACTUALS	6181	106	5480	332.77	2008
Anchorage Parks & Recreation	ACTUALS	6198	106	5480	482.65	2008
Anchorage Parks & Recreation	ACTUALS	6562	106	5480	6,929.00	2008
Anchorage Parks & Recreation	ACTUALS	6667	106	5480	188.48	2008
Anchorage Parks & Recreation	ACTUALS	6668	106	5480	13,127.79	2008
Anchorage Parks & Recreation	ACTUALS	9342	106	5480	-1,450.88	2008
Anchorage Parks & Recreation	ACTUALS	9441	106	5480	-1,190.92	2008
Anchorage Parks & Recreation	ACTUALS	9444	106	5480	-290.00	2008
Anchorage Parks & Recreation	ACTUALS	3101	461	5491	16,557.04	2008
Anchorage Parks & Recreation	ACTUALS	7999	461	5491	-16,557.04	2008
Anchorage Parks & Recreation	ACTUALS	3101	461	5492	1,713.40	2008
Anchorage Parks & Recreation	ACTUALS	3808	461	5492	-100.00	2008
Anchorage Parks & Recreation	ACTUALS	5302	461	5492	189,630.02	2008
Anchorage Parks & Recreation	ACTUALS	6001	461	5492	-0.02	2008
Anchorage Parks & Recreation	ACTUALS	7999	461	5492	-191,243.40	2008
Anchorage Parks & Recreation	ACTUALS	3802	461	5496	258.96	2008
Anchorage Parks & Recreation	ACTUALS	7999	461	5496	-258.96	2008
Anchorage Parks & Recreation	ACTUALS	2301	461	5497	8,309.52	2008
Anchorage Parks & Recreation	ACTUALS	3303	461	5497	2,113.00	2008
Anchorage Parks & Recreation	ACTUALS	5302	461	5497	451,035.99	2008
Anchorage Parks & Recreation	ACTUALS	5603	461	5497	7,777.00	2008
Anchorage Parks & Recreation	ACTUALS	5607	461	5497	5,319.03	2008
Anchorage Parks & Recreation	ACTUALS	7999	461	5497	-474,554.54	2008
Anchorage Parks & Recreation	ACTUALS	2201	461	5498	126.15	2008
Anchorage Parks & Recreation	ACTUALS	2301	461	5498	500.58	2008
Anchorage Parks & Recreation	ACTUALS	3101	461	5498	608,726.41	2008
Anchorage Parks & Recreation	ACTUALS	3303	461	5498	5,396.85	2008
Anchorage Parks & Recreation	ACTUALS	3601	461	5498	17,508.35	2008
Anchorage Parks & Recreation	ACTUALS	3803	461	5498	253.20	2008
Anchorage Parks & Recreation	ACTUALS	3808	461	5498	854.85	2008
Anchorage Parks & Recreation	ACTUALS	3814	461	5498	240.00	2008
Anchorage Parks & Recreation	ACTUALS	5302	461	5498	341,939.79	2008
Anchorage Parks & Recreation	ACTUALS	5603	461	5498	1,470.40	2008
Anchorage Parks & Recreation	ACTUALS	5607	461	5498	22,975.48	2008
Anchorage Parks & Recreation	ACTUALS	6001	461	5498	161,732.76	2008

Department	Ledger	Acct	Fund	DeptID	Expended Total	Fiscal Year
Anchorage Parks & Recreation	ACTUALS	6145	461	5498	0.05	2008
Anchorage Parks & Recreation	ACTUALS	6147	461	5498	0.74	2008
Anchorage Parks & Recreation	ACTUALS	7999	461	5498	-1,161,725.61	2008
Anchorage Parks & Recreation	ACTUALS	1101	161	5501	334,827.77	2008
Anchorage Parks & Recreation	ACTUALS	1201	161	5501	6,304.01	2008
Anchorage Parks & Recreation	ACTUALS	1301	161	5501	39,412.75	2008
Anchorage Parks & Recreation	ACTUALS	1401	161	5501	219,060.25	2008
Anchorage Parks & Recreation	ACTUALS	1501	161	5501	390.51	2008
Anchorage Parks & Recreation	ACTUALS	2101	161	5501	4,354.31	2008
Anchorage Parks & Recreation	ACTUALS	2201	161	5501	7,111.69	2008
Anchorage Parks & Recreation	ACTUALS	2203	161	5501	9.58	2008
Anchorage Parks & Recreation	ACTUALS	2209	161	5501	1,660.82	2008
Anchorage Parks & Recreation	ACTUALS	2211	161	5501	55.98	2008
Anchorage Parks & Recreation	ACTUALS	2301	161	5501	892.48	2008
Anchorage Parks & Recreation	ACTUALS	3101	161	5501	741.15	2008
Anchorage Parks & Recreation	ACTUALS	3105	161	5501	99.90	2008
Anchorage Parks & Recreation	ACTUALS	3201	161	5501	5,473.37	2008
Anchorage Parks & Recreation	ACTUALS	3202	161	5501	50.60	2008
Anchorage Parks & Recreation	ACTUALS	3302	161	5501	59.46	2008
Anchorage Parks & Recreation	ACTUALS	3303	161	5501	10.00	2008
Anchorage Parks & Recreation	ACTUALS	3304	161	5501	180.17	2008
Anchorage Parks & Recreation	ACTUALS	3601	161	5501	1,531.85	2008
Anchorage Parks & Recreation	ACTUALS	3702	161	5501	8,640.00	2008
Anchorage Parks & Recreation	ACTUALS	3712	161	5501	1,831.59	2008
Anchorage Parks & Recreation	ACTUALS	3801	161	5501	925.72	2008
Anchorage Parks & Recreation	ACTUALS	3802	161	5501	922.77	2008
Anchorage Parks & Recreation	ACTUALS	3803	161	5501	416.50	2008
Anchorage Parks & Recreation	ACTUALS	3805	161	5501	95.00	2008
Anchorage Parks & Recreation	ACTUALS	3807	161	5501	378.02	2008
Anchorage Parks & Recreation	ACTUALS	3814	161	5501	517.56	2008
Anchorage Parks & Recreation	ACTUALS	3818	161	5501	2,768.90	2008
Anchorage Parks & Recreation	ACTUALS	3828	161	5501	1,193.00	2008
Anchorage Parks & Recreation	ACTUALS	5605	161	5501	139.95	2008
Anchorage Parks & Recreation	ACTUALS	6026	161	5501	9,228.81	2008
Anchorage Parks & Recreation	ACTUALS	6029	161	5501	52.47	2008
Anchorage Parks & Recreation	ACTUALS	6037	161	5501	34,599.89	2008
Anchorage Parks & Recreation	ACTUALS	6048	161	5501	52,816.41	2008
Anchorage Parks & Recreation	ACTUALS	6049	161	5501	14,266.32	2008
Anchorage Parks & Recreation	ACTUALS	6061	161	5501	300.30	2008
Anchorage Parks & Recreation	ACTUALS	6064	161	5501	2,390.55	2008
Anchorage Parks & Recreation	ACTUALS	6079	161	5501	45,797.35	2008
Anchorage Parks & Recreation	ACTUALS	6080	161	5501	57,754.45	2008
Anchorage Parks & Recreation	ACTUALS	6085	161	5501	1,092.40	2008
Anchorage Parks & Recreation	ACTUALS	6086	161	5501	4,092.47	2008
Anchorage Parks & Recreation	ACTUALS	6088	161	5501	5,298.82	2008
Anchorage Parks & Recreation	ACTUALS	6089	161	5501	7,896.69	2008
Anchorage Parks & Recreation	ACTUALS	6094	161	5501	1,767.09	2008
Anchorage Parks & Recreation	ACTUALS	6095	161	5501	72,066.97	2008
Anchorage Parks & Recreation	ACTUALS	6103	161	5501	33,643.20	2008
Anchorage Parks & Recreation	ACTUALS	6104	161	5501	1,235.07	2008
Anchorage Parks & Recreation	ACTUALS	6105	161	5501	1,320.36	2008
Anchorage Parks & Recreation	ACTUALS	6109	161	5501	1,255.03	2008

Department	Ledger	Acct	Fund	DeptID	Expended Total	Fiscal Year
Anchorage Parks & Recreation	ACTUALS	6110	161	5501	7,268.64	2008
Anchorage Parks & Recreation	ACTUALS	6145	161	5501	700.09	2008
Anchorage Parks & Recreation	ACTUALS	6147	161	5501	10,148.31	2008
Anchorage Parks & Recreation	ACTUALS	6181	161	5501	2,144.37	2008
Anchorage Parks & Recreation	ACTUALS	6198	161	5501	3,110.17	2008
Anchorage Parks & Recreation	ACTUALS	6500	161	5501	111,023.58	2008
Anchorage Parks & Recreation	ACTUALS	6666	161	5501	34,428.41	2008
Anchorage Parks & Recreation	ACTUALS	6668	161	5501	12,044.45	2008
Anchorage Parks & Recreation	ACTUALS	6774	161	5501	3,807.18	2008
Anchorage Parks & Recreation	ACTUALS	7403	161	5501	-2,100.00	2008
Anchorage Parks & Recreation	ACTUALS	9342	161	5501	-26,197.82	2008
Anchorage Parks & Recreation	ACTUALS	9441	161	5501	-550.00	2008
Anchorage Parks & Recreation	ACTUALS	9442	161	5501	-11,064.45	2008
Anchorage Parks & Recreation	ACTUALS	1101	161	5502	1,083,955.84	2008
Anchorage Parks & Recreation	ACTUALS	1201	161	5502	46,082.91	2008
Anchorage Parks & Recreation	ACTUALS	1301	161	5502	88,236.40	2008
Anchorage Parks & Recreation	ACTUALS	1401	161	5502	677,741.17	2008
Anchorage Parks & Recreation	ACTUALS	2101	161	5502	1,138.10	2008
Anchorage Parks & Recreation	ACTUALS	2201	161	5502	116,310.13	2008
Anchorage Parks & Recreation	ACTUALS	2202	161	5502	43.23	2008
Anchorage Parks & Recreation	ACTUALS	2205	161	5502	459.56	2008
Anchorage Parks & Recreation	ACTUALS	2206	161	5502	858.90	2008
Anchorage Parks & Recreation	ACTUALS	2208	161	5502	81,114.24	2008
Anchorage Parks & Recreation	ACTUALS	2209	161	5502	26,726.65	2008
Anchorage Parks & Recreation	ACTUALS	2301	161	5502	45,250.29	2008
Anchorage Parks & Recreation	ACTUALS	3101	161	5502	5,000.00	2008
Anchorage Parks & Recreation	ACTUALS	3102	161	5502	766.23	2008
Anchorage Parks & Recreation	ACTUALS	3105	161	5502	34.95	2008
Anchorage Parks & Recreation	ACTUALS	3201	161	5502	6,398.02	2008
Anchorage Parks & Recreation	ACTUALS	3303	161	5502	3,464.39	2008
Anchorage Parks & Recreation	ACTUALS	3401	161	5502	22,979.00	2008
Anchorage Parks & Recreation	ACTUALS	3501	161	5502	328,557.96	2008
Anchorage Parks & Recreation	ACTUALS	3601	161	5502	8,635.92	2008
Anchorage Parks & Recreation	ACTUALS	3701	161	5502	3,472.79	2008
Anchorage Parks & Recreation	ACTUALS	3702	161	5502	532,915.00	2008
Anchorage Parks & Recreation	ACTUALS	3802	161	5502	249.00	2008
Anchorage Parks & Recreation	ACTUALS	3808	161	5502	158,176.07	2008
Anchorage Parks & Recreation	ACTUALS	3814	161	5502	1,733.50	2008
Anchorage Parks & Recreation	ACTUALS	3828	161	5502	384.00	2008
Anchorage Parks & Recreation	ACTUALS	3838	161	5502	152.49	2008
Anchorage Parks & Recreation	ACTUALS	5401	161	5502	80,634.46	2008
Anchorage Parks & Recreation	ACTUALS	5403	161	5502	10,400.00	2008
Anchorage Parks & Recreation	ACTUALS	5603	161	5502	16,786.17	2008
Anchorage Parks & Recreation	ACTUALS	6029	161	5502	0.06	2008
Anchorage Parks & Recreation	ACTUALS	6048	161	5502	3,854.34	2008
Anchorage Parks & Recreation	ACTUALS	6064	161	5502	5,079.98	2008
Anchorage Parks & Recreation	ACTUALS	6085	161	5502	99.31	2008
Anchorage Parks & Recreation	ACTUALS	6088	161	5502	11,260.01	2008
Anchorage Parks & Recreation	ACTUALS	6089	161	5502	16,780.43	2008
Anchorage Parks & Recreation	ACTUALS	6094	161	5502	3,755.11	2008
Anchorage Parks & Recreation	ACTUALS	6104	161	5502	4,779.21	2008
Anchorage Parks & Recreation	ACTUALS	6105	161	5502	1,508.95	2008

Department	Ledger	Acct	Fund	DeptID	Expended Total	Fiscal Year
Anchorage Parks & Recreation	ACTUALS	6110	161	5502	16,403.52	2008
Anchorage Parks & Recreation	ACTUALS	6145	161	5502	2,237.94	2008
Anchorage Parks & Recreation	ACTUALS	6147	161	5502	32,465.62	2008
Anchorage Parks & Recreation	ACTUALS	6181	161	5502	9,359.96	2008
Anchorage Parks & Recreation	ACTUALS	6198	161	5502	13,576.08	2008
Anchorage Parks & Recreation	ACTUALS	6559	161	5502	4,751.48	2008
Anchorage Parks & Recreation	ACTUALS	6666	161	5502	30,196.01	2008
Anchorage Parks & Recreation	ACTUALS	6667	161	5502	3,036.50	2008
Anchorage Parks & Recreation	ACTUALS	6668	161	5502	639,259.45	2008
Anchorage Parks & Recreation	ACTUALS	6741	161	5502	79,902.56	2008
Anchorage Parks & Recreation	ACTUALS	6744	161	5502	26,250.00	2008
Anchorage Parks & Recreation	ACTUALS	9342	161	5502	-74,832.90	2008
Anchorage Parks & Recreation	ACTUALS	9672	161	5502	-1,818.51	2008
Anchorage Parks & Recreation	ACTUALS	9673	161	5502	-4,522.60	2008
Anchorage Parks & Recreation	ACTUALS	1101	161	5504	326,787.50	2008
Anchorage Parks & Recreation	ACTUALS	1201	161	5504	1,271.82	2008
Anchorage Parks & Recreation	ACTUALS	1301	161	5504	19,929.98	2008
Anchorage Parks & Recreation	ACTUALS	1401	161	5504	185,593.65	2008
Anchorage Parks & Recreation	ACTUALS	1501	161	5504	115.68	2008
Anchorage Parks & Recreation	ACTUALS	2101	161	5504	2,354.13	2008
Anchorage Parks & Recreation	ACTUALS	2201	161	5504	7,745.92	2008
Anchorage Parks & Recreation	ACTUALS	2205	161	5504	20.00	2008
Anchorage Parks & Recreation	ACTUALS	2209	161	5504	725.55	2008
Anchorage Parks & Recreation	ACTUALS	2301	161	5504	2,442.37	2008
Anchorage Parks & Recreation	ACTUALS	3101	161	5504	59,141.45	2008
Anchorage Parks & Recreation	ACTUALS	3105	161	5504	34.95	2008
Anchorage Parks & Recreation	ACTUALS	3111	161	5504	8,738.50	2008
Anchorage Parks & Recreation	ACTUALS	3201	161	5504	5,580.65	2008
Anchorage Parks & Recreation	ACTUALS	3202	161	5504	1,497.62	2008
Anchorage Parks & Recreation	ACTUALS	3203	161	5504	425.48	2008
Anchorage Parks & Recreation	ACTUALS	3302	161	5504	3,086.19	2008
Anchorage Parks & Recreation	ACTUALS	3303	161	5504	73.40	2008
Anchorage Parks & Recreation	ACTUALS	3304	161	5504	2,680.17	2008
Anchorage Parks & Recreation	ACTUALS	3312	161	5504	10.80	2008
Anchorage Parks & Recreation	ACTUALS	3334	161	5504	2,066.80	2008
Anchorage Parks & Recreation	ACTUALS	3335	161	5504	96.00	2008
Anchorage Parks & Recreation	ACTUALS	3336	161	5504	1,617.43	2008
Anchorage Parks & Recreation	ACTUALS	3337	161	5504	72.00	2008
Anchorage Parks & Recreation	ACTUALS	3338	161	5504	740.00	2008
Anchorage Parks & Recreation	ACTUALS	3339	161	5504	2,355.04	2008
Anchorage Parks & Recreation	ACTUALS	3501	161	5504	20,943.21	2008
Anchorage Parks & Recreation	ACTUALS	3601	161	5504	1,035.00	2008
Anchorage Parks & Recreation	ACTUALS	3612	161	5504	2,610.50	2008
Anchorage Parks & Recreation	ACTUALS	3701	161	5504	758.84	2008
Anchorage Parks & Recreation	ACTUALS	3702	161	5504	4,872.00	2008
Anchorage Parks & Recreation	ACTUALS	3712	161	5504	8,328.96	2008
Anchorage Parks & Recreation	ACTUALS	3801	161	5504	904.92	2008
Anchorage Parks & Recreation	ACTUALS	3802	161	5504	799.65	2008
Anchorage Parks & Recreation	ACTUALS	3803	161	5504	1,342.26	2008
Anchorage Parks & Recreation	ACTUALS	3804	161	5504	37.00	2008
Anchorage Parks & Recreation	ACTUALS	3805	161	5504	1,289.95	2008
Anchorage Parks & Recreation	ACTUALS	3814	161	5504	617.50	2008

Department	Ledger	Acct	Fund	DeptID	Expended Total	Fiscal Year
Anchorage Parks & Recreation	ACTUALS	3822	161	5504	700.21	2008
Anchorage Parks & Recreation	ACTUALS	3828	161	5504	864.00	2008
Anchorage Parks & Recreation	ACTUALS	3860	161	5504	18.85	2008
Anchorage Parks & Recreation	ACTUALS	3861	161	5504	200.00	2008
Anchorage Parks & Recreation	ACTUALS	5401	161	5504	7,890.00	2008
Anchorage Parks & Recreation	ACTUALS	5404	161	5504	139.41	2008
Anchorage Parks & Recreation	ACTUALS	5411	161	5504	1,606.67	2008
Anchorage Parks & Recreation	ACTUALS	5603	161	5504	5,497.47	2008
Anchorage Parks & Recreation	ACTUALS	5604	161	5504	2,796.11	2008
Anchorage Parks & Recreation	ACTUALS	5609	161	5504	7,143.21	2008
Anchorage Parks & Recreation	ACTUALS	6001	161	5504	5,796.97	2008
Anchorage Parks & Recreation	ACTUALS	6048	161	5504	453.42	2008
Anchorage Parks & Recreation	ACTUALS	6061	161	5504	138.75	2008
Anchorage Parks & Recreation	ACTUALS	6064	161	5504	597.67	2008
Anchorage Parks & Recreation	ACTUALS	6080	161	5504	-274.42	2008
Anchorage Parks & Recreation	ACTUALS	6085	161	5504	99.33	2008
Anchorage Parks & Recreation	ACTUALS	6088	161	5504	1,324.73	2008
Anchorage Parks & Recreation	ACTUALS	6089	161	5504	1,974.15	2008
Anchorage Parks & Recreation	ACTUALS	6094	161	5504	441.78	2008
Anchorage Parks & Recreation	ACTUALS	6104	161	5504	322.18	2008
Anchorage Parks & Recreation	ACTUALS	6105	161	5504	565.88	2008
Anchorage Parks & Recreation	ACTUALS	6110	161	5504	3,609.10	2008
Anchorage Parks & Recreation	ACTUALS	6145	161	5504	634.16	2008
Anchorage Parks & Recreation	ACTUALS	6147	161	5504	9,195.95	2008
Anchorage Parks & Recreation	ACTUALS	6181	161	5504	726.18	2008
Anchorage Parks & Recreation	ACTUALS	6198	161	5504	1,053.21	2008
Anchorage Parks & Recreation	ACTUALS	6563	161	5504	42,291.30	2008
Anchorage Parks & Recreation	ACTUALS	6666	161	5504	76,797.30	2008
Anchorage Parks & Recreation	ACTUALS	6668	161	5504	26,866.82	2008
Anchorage Parks & Recreation	ACTUALS	6774	161	5504	3,807.20	2008
Anchorage Parks & Recreation	ACTUALS	7402	161	5504	-42,291.30	2008
Anchorage Parks & Recreation	ACTUALS	7411	161	5504	-152,127.83	2008
Anchorage Parks & Recreation	ACTUALS	9342	161	5504	-19,914.98	2008
Anchorage Parks & Recreation	ACTUALS	9442	161	5504	-4,200.00	2008
Anchorage Parks & Recreation	ACTUALS	9446	161	5504	-13,136.00	2008
Anchorage Parks & Recreation	ACTUALS	1101	161	5506	787,735.03	2008
Anchorage Parks & Recreation	ACTUALS	1201	161	5506	15,736.90	2008
Anchorage Parks & Recreation	ACTUALS	1301	161	5506	61,993.33	2008
Anchorage Parks & Recreation	ACTUALS	1401	161	5506	317,837.66	2008
Anchorage Parks & Recreation	ACTUALS	1501	161	5506	41.28	2008
Anchorage Parks & Recreation	ACTUALS	2101	161	5506	3,754.90	2008
Anchorage Parks & Recreation	ACTUALS	2201	161	5506	163,885.59	2008
Anchorage Parks & Recreation	ACTUALS	2204	161	5506	125.12	2008
Anchorage Parks & Recreation	ACTUALS	2206	161	5506	174.90	2008
Anchorage Parks & Recreation	ACTUALS	2208	161	5506	28,876.82	2008
Anchorage Parks & Recreation	ACTUALS	2209	161	5506	27,110.16	2008
Anchorage Parks & Recreation	ACTUALS	2211	161	5506	31.98	2008
Anchorage Parks & Recreation	ACTUALS	2301	161	5506	8,527.05	2008
Anchorage Parks & Recreation	ACTUALS	3105	161	5506	191.35	2008
Anchorage Parks & Recreation	ACTUALS	3201	161	5506	5,112.57	2008
Anchorage Parks & Recreation	ACTUALS	3202	161	5506	36.60	2008
Anchorage Parks & Recreation	ACTUALS	3302	161	5506	0.75	2008

2008 Expend - GAAP - ICP Units.xls
All Expend & Revenues

Department	Ledger	Acct	Fund	DeptID	Expended Total	Fiscal Year
Anchorage Parks & Recreation	ACTUALS	3303	161	5506	1,476.89	2008
Anchorage Parks & Recreation	ACTUALS	3334	161	5506	395.00	2008
Anchorage Parks & Recreation	ACTUALS	3336	161	5506	138.00	2008
Anchorage Parks & Recreation	ACTUALS	3337	161	5506	200.00	2008
Anchorage Parks & Recreation	ACTUALS	3338	161	5506	1,799.00	2008
Anchorage Parks & Recreation	ACTUALS	3501	161	5506	228,788.93	2008
Anchorage Parks & Recreation	ACTUALS	3601	161	5506	33,568.81	2008
Anchorage Parks & Recreation	ACTUALS	3701	161	5506	1,210.54	2008
Anchorage Parks & Recreation	ACTUALS	3702	161	5506	391,889.00	2008
Anchorage Parks & Recreation	ACTUALS	3712	161	5506	5,736.33	2008
Anchorage Parks & Recreation	ACTUALS	3802	161	5506	83.25	2008
Anchorage Parks & Recreation	ACTUALS	3805	161	5506	1,029.64	2008
Anchorage Parks & Recreation	ACTUALS	3814	161	5506	3,321.74	2008
Anchorage Parks & Recreation	ACTUALS	3828	161	5506	834.10	2008
Anchorage Parks & Recreation	ACTUALS	5401	161	5506	4,500.00	2008
Anchorage Parks & Recreation	ACTUALS	5411	161	5506	3,823.51	2008
Anchorage Parks & Recreation	ACTUALS	5603	161	5506	5,032.83	2008
Anchorage Parks & Recreation	ACTUALS	5604	161	5506	2,060.33	2008
Anchorage Parks & Recreation	ACTUALS	5609	161	5506	934.89	2008
Anchorage Parks & Recreation	ACTUALS	6001	161	5506	97.66	2008
Anchorage Parks & Recreation	ACTUALS	6029	161	5506	0.07	2008
Anchorage Parks & Recreation	ACTUALS	6048	161	5506	2,720.72	2008
Anchorage Parks & Recreation	ACTUALS	6061	161	5506	2,011.51	2008
Anchorage Parks & Recreation	ACTUALS	6064	161	5506	3,585.85	2008
Anchorage Parks & Recreation	ACTUALS	6080	161	5506	-1,097.69	2008
Anchorage Parks & Recreation	ACTUALS	6085	161	5506	99.32	2008
Anchorage Parks & Recreation	ACTUALS	6088	161	5506	7,948.19	2008
Anchorage Parks & Recreation	ACTUALS	6089	161	5506	11,845.01	2008
Anchorage Parks & Recreation	ACTUALS	6094	161	5506	2,650.65	2008
Anchorage Parks & Recreation	ACTUALS	6104	161	5506	5,101.43	2008
Anchorage Parks & Recreation	ACTUALS	6105	161	5506	2,200.56	2008
Anchorage Parks & Recreation	ACTUALS	6109	161	5506	179.27	2008
Anchorage Parks & Recreation	ACTUALS	6110	161	5506	9,862.30	2008
Anchorage Parks & Recreation	ACTUALS	6145	161	5506	1,563.12	2008
Anchorage Parks & Recreation	ACTUALS	6147	161	5506	22,482.81	2008
Anchorage Parks & Recreation	ACTUALS	6181	161	5506	10,006.62	2008
Anchorage Parks & Recreation	ACTUALS	6198	161	5506	14,514.12	2008
Anchorage Parks & Recreation	ACTUALS	6774	161	5506	12,183.04	2008
Anchorage Parks & Recreation	ACTUALS	7403	161	5506	-297,133.55	2008
Anchorage Parks & Recreation	ACTUALS	9342	161	5506	-30,857.57	2008
Anchorage Parks & Recreation	ACTUALS	9442	161	5506	-75.00	2008
Anchorage Parks & Recreation	ACTUALS	9446	161	5506	-16,652.00	2008
Anchorage Parks & Recreation	ACTUALS	9672	161	5506	-789.40	2008
Anchorage Parks & Recreation	ACTUALS	9742	161	5506	-6,474.16	2008
Anchorage Parks & Recreation	ACTUALS	9798	161	5506	-1,380.56	2008
Anchorage Parks & Recreation	ACTUALS	1101	161	5507	149,568.08	2008
Anchorage Parks & Recreation	ACTUALS	1201	161	5507	1,356.37	2008
Anchorage Parks & Recreation	ACTUALS	1301	161	5507	13,039.54	2008
Anchorage Parks & Recreation	ACTUALS	1401	161	5507	104,590.01	2008
Anchorage Parks & Recreation	ACTUALS	2101	161	5507	1,117.38	2008
Anchorage Parks & Recreation	ACTUALS	2201	161	5507	3,609.07	2008
Anchorage Parks & Recreation	ACTUALS	2208	161	5507	293.34	2008

2008 Expend - GAAP - ICP Units.xls
All Expend & Revenues

Department	Ledger	Acct	Fund	DeptID	Expended Total	Fiscal Year
Anchorage Parks & Recreation	ACTUALS	2301	161	5507	66.14	2008
Anchorage Parks & Recreation	ACTUALS	3105	161	5507	49.95	2008
Anchorage Parks & Recreation	ACTUALS	3201	161	5507	3,139.24	2008
Anchorage Parks & Recreation	ACTUALS	3202	161	5507	260.00	2008
Anchorage Parks & Recreation	ACTUALS	3304	161	5507	31.66	2008
Anchorage Parks & Recreation	ACTUALS	3332	161	5507	12.00	2008
Anchorage Parks & Recreation	ACTUALS	3334	161	5507	794.72	2008
Anchorage Parks & Recreation	ACTUALS	3338	161	5507	395.00	2008
Anchorage Parks & Recreation	ACTUALS	3612	161	5507	1,410.50	2008
Anchorage Parks & Recreation	ACTUALS	3702	161	5507	2,580.00	2008
Anchorage Parks & Recreation	ACTUALS	3712	161	5507	1,973.37	2008
Anchorage Parks & Recreation	ACTUALS	3802	161	5507	2,836.20	2008
Anchorage Parks & Recreation	ACTUALS	3803	161	5507	776.74	2008
Anchorage Parks & Recreation	ACTUALS	3805	161	5507	155.00	2008
Anchorage Parks & Recreation	ACTUALS	3814	161	5507	859.55	2008
Anchorage Parks & Recreation	ACTUALS	3828	161	5507	290.00	2008
Anchorage Parks & Recreation	ACTUALS	3860	161	5507	14.00	2008
Anchorage Parks & Recreation	ACTUALS	3861	161	5507	125.00	2008
Anchorage Parks & Recreation	ACTUALS	5604	161	5507	350.69	2008
Anchorage Parks & Recreation	ACTUALS	6048	161	5507	226.76	2008
Anchorage Parks & Recreation	ACTUALS	6061	161	5507	165.12	2008
Anchorage Parks & Recreation	ACTUALS	6064	161	5507	298.78	2008
Anchorage Parks & Recreation	ACTUALS	6080	161	5507	-274.40	2008
Anchorage Parks & Recreation	ACTUALS	6085	161	5507	744.74	2008
Anchorage Parks & Recreation	ACTUALS	6088	161	5507	662.38	2008
Anchorage Parks & Recreation	ACTUALS	6089	161	5507	987.07	2008
Anchorage Parks & Recreation	ACTUALS	6094	161	5507	220.92	2008
Anchorage Parks & Recreation	ACTUALS	6104	161	5507	322.14	2008
Anchorage Parks & Recreation	ACTUALS	6105	161	5507	125.77	2008
Anchorage Parks & Recreation	ACTUALS	6110	161	5507	2,662.25	2008
Anchorage Parks & Recreation	ACTUALS	6145	161	5507	301.52	2008
Anchorage Parks & Recreation	ACTUALS	6147	161	5507	4,365.75	2008
Anchorage Parks & Recreation	ACTUALS	6181	161	5507	835.79	2008
Anchorage Parks & Recreation	ACTUALS	6198	161	5507	1,212.23	2008
Anchorage Parks & Recreation	ACTUALS	6666	161	5507	16,634.64	2008
Anchorage Parks & Recreation	ACTUALS	6668	161	5507	5,819.47	2008
Anchorage Parks & Recreation	ACTUALS	9342	161	5507	-10,914.33	2008
Anchorage Parks & Recreation	ACTUALS	1101	161	5508	273,848.19	2008
Anchorage Parks & Recreation	ACTUALS	1201	161	5508	646.22	2008
Anchorage Parks & Recreation	ACTUALS	1301	161	5508	38,333.49	2008
Anchorage Parks & Recreation	ACTUALS	1401	161	5508	173,640.61	2008
Anchorage Parks & Recreation	ACTUALS	2101	161	5508	3,150.48	2008
Anchorage Parks & Recreation	ACTUALS	2201	161	5508	7,315.88	2008
Anchorage Parks & Recreation	ACTUALS	2208	161	5508	9,379.16	2008
Anchorage Parks & Recreation	ACTUALS	2209	161	5508	4,202.72	2008
Anchorage Parks & Recreation	ACTUALS	2301	161	5508	410.43	2008
Anchorage Parks & Recreation	ACTUALS	3105	161	5508	49.95	2008
Anchorage Parks & Recreation	ACTUALS	3201	161	5508	4,229.20	2008
Anchorage Parks & Recreation	ACTUALS	3202	161	5508	12.70	2008
Anchorage Parks & Recreation	ACTUALS	3312	161	5508	153.90	2008
Anchorage Parks & Recreation	ACTUALS	3501	161	5508	11,397.68	2008
Anchorage Parks & Recreation	ACTUALS	3601	161	5508	1,272.08	2008

2008 Expend - GAAP - ICP Units.xls
All Expend & Revenues

Department	Ledger	Acct	Fund	DeptID	Expended Total	Fiscal Year
Anchorage Parks & Recreation	ACTUALS	3702	161	5508	26,181.00	2008
Anchorage Parks & Recreation	ACTUALS	3814	161	5508	374.05	2008
Anchorage Parks & Recreation	ACTUALS	3861	161	5508	120.00	2008
Anchorage Parks & Recreation	ACTUALS	5604	161	5508	530.15	2008
Anchorage Parks & Recreation	ACTUALS	6048	161	5508	1,360.35	2008
Anchorage Parks & Recreation	ACTUALS	6061	161	5508	361.36	2008
Anchorage Parks & Recreation	ACTUALS	6064	161	5508	1,792.95	2008
Anchorage Parks & Recreation	ACTUALS	6080	161	5508	-274.43	2008
Anchorage Parks & Recreation	ACTUALS	6085	161	5508	148.96	2008
Anchorage Parks & Recreation	ACTUALS	6088	161	5508	3,974.13	2008
Anchorage Parks & Recreation	ACTUALS	6089	161	5508	5,922.52	2008
Anchorage Parks & Recreation	ACTUALS	6094	161	5508	1,325.27	2008
Anchorage Parks & Recreation	ACTUALS	6104	161	5508	912.86	2008
Anchorage Parks & Recreation	ACTUALS	6105	161	5508	125.75	2008
Anchorage Parks & Recreation	ACTUALS	6109	161	5508	5,737.18	2008
Anchorage Parks & Recreation	ACTUALS	6110	161	5508	7,520.20	2008
Anchorage Parks & Recreation	ACTUALS	6145	161	5508	577.67	2008
Anchorage Parks & Recreation	ACTUALS	6147	161	5508	8,405.04	2008
Anchorage Parks & Recreation	ACTUALS	6181	161	5508	1,906.09	2008
Anchorage Parks & Recreation	ACTUALS	6198	161	5508	2,764.57	2008
Anchorage Parks & Recreation	ACTUALS	6668	161	5508	13,918.47	2008
Anchorage Parks & Recreation	ACTUALS	6774	161	5508	1,522.89	2008
Anchorage Parks & Recreation	ACTUALS	9342	161	5508	-19,833.87	2008
Anchorage Parks & Recreation	ACTUALS	9446	161	5508	-60,916.79	2008
Anchorage Parks & Recreation	ACTUALS	9791	161	5508	15.00	2008
Anchorage Parks & Recreation	ACTUALS	1101	161	5602	718,474.07	2008
Anchorage Parks & Recreation	ACTUALS	1201	161	5602	6,162.15	2008
Anchorage Parks & Recreation	ACTUALS	1301	161	5602	71,465.09	2008
Anchorage Parks & Recreation	ACTUALS	1401	161	5602	396,333.76	2008
Anchorage Parks & Recreation	ACTUALS	1501	161	5602	379.20	2008
Anchorage Parks & Recreation	ACTUALS	2101	161	5602	13,364.76	2008
Anchorage Parks & Recreation	ACTUALS	2201	161	5602	34,158.46	2008
Anchorage Parks & Recreation	ACTUALS	2203	161	5602	4.63	2008
Anchorage Parks & Recreation	ACTUALS	2205	161	5602	1,092.00	2008
Anchorage Parks & Recreation	ACTUALS	2208	161	5602	5,123.79	2008
Anchorage Parks & Recreation	ACTUALS	2301	161	5602	1,023.21	2008
Anchorage Parks & Recreation	ACTUALS	3101	161	5602	3,022.00	2008
Anchorage Parks & Recreation	ACTUALS	3105	161	5602	119.90	2008
Anchorage Parks & Recreation	ACTUALS	3201	161	5602	41,251.39	2008
Anchorage Parks & Recreation	ACTUALS	3202	161	5602	171.44	2008
Anchorage Parks & Recreation	ACTUALS	3203	161	5602	930.18	2008
Anchorage Parks & Recreation	ACTUALS	3302	161	5602	713.84	2008
Anchorage Parks & Recreation	ACTUALS	3332	161	5602	6.99	2008
Anchorage Parks & Recreation	ACTUALS	3334	161	5602	3,194.70	2008
Anchorage Parks & Recreation	ACTUALS	3335	161	5602	348.77	2008
Anchorage Parks & Recreation	ACTUALS	3336	161	5602	2,410.75	2008
Anchorage Parks & Recreation	ACTUALS	3337	161	5602	428.00	2008
Anchorage Parks & Recreation	ACTUALS	3338	161	5602	915.00	2008
Anchorage Parks & Recreation	ACTUALS	3339	161	5602	117.98	2008
Anchorage Parks & Recreation	ACTUALS	3501	161	5602	213,126.40	2008
Anchorage Parks & Recreation	ACTUALS	3601	161	5602	9,006.75	2008
Anchorage Parks & Recreation	ACTUALS	3701	161	5602	95,308.00	2008

Department	Ledger	Acct	Fund	DeptID	Expended Total	Fiscal Year
Anchorage Parks & Recreation	ACTUALS	3702	161	5602	48,457.00	2008
Anchorage Parks & Recreation	ACTUALS	3712	161	5602	3,570.16	2008
Anchorage Parks & Recreation	ACTUALS	3802	161	5602	15,211.79	2008
Anchorage Parks & Recreation	ACTUALS	3803	161	5602	2,694.50	2008
Anchorage Parks & Recreation	ACTUALS	3805	161	5602	4,498.00	2008
Anchorage Parks & Recreation	ACTUALS	3807	161	5602	801.97	2008
Anchorage Parks & Recreation	ACTUALS	3808	161	5602	30,357.70	2008
Anchorage Parks & Recreation	ACTUALS	3814	161	5602	5,652.74	2008
Anchorage Parks & Recreation	ACTUALS	3828	161	5602	1,190.00	2008
Anchorage Parks & Recreation	ACTUALS	5411	161	5602	4,308.46	2008
Anchorage Parks & Recreation	ACTUALS	5603	161	5602	6,756.24	2008
Anchorage Parks & Recreation	ACTUALS	5604	161	5602	7,663.85	2008
Anchorage Parks & Recreation	ACTUALS	5609	161	5602	429.50	2008
Anchorage Parks & Recreation	ACTUALS	6029	161	5602	0.07	2008
Anchorage Parks & Recreation	ACTUALS	6048	161	5602	4,081.03	2008
Anchorage Parks & Recreation	ACTUALS	6061	161	5602	1,283.23	2008
Anchorage Parks & Recreation	ACTUALS	6064	161	5602	5,378.77	2008
Anchorage Parks & Recreation	ACTUALS	6085	161	5602	16,087.88	2008
Anchorage Parks & Recreation	ACTUALS	6088	161	5602	11,922.35	2008
Anchorage Parks & Recreation	ACTUALS	6089	161	5602	17,767.55	2008
Anchorage Parks & Recreation	ACTUALS	6094	161	5602	3,976.04	2008
Anchorage Parks & Recreation	ACTUALS	6104	161	5602	3,007.17	2008
Anchorage Parks & Recreation	ACTUALS	6105	161	5602	2,892.20	2008
Anchorage Parks & Recreation	ACTUALS	6109	161	5602	17,390.75	2008
Anchorage Parks & Recreation	ACTUALS	6110	161	5602	32,052.29	2008
Anchorage Parks & Recreation	ACTUALS	6145	161	5602	1,649.55	2008
Anchorage Parks & Recreation	ACTUALS	6147	161	5602	20,993.22	2008
Anchorage Parks & Recreation	ACTUALS	6181	161	5602	6,081.15	2008
Anchorage Parks & Recreation	ACTUALS	6198	161	5602	8,820.37	2008
Anchorage Parks & Recreation	ACTUALS	6666	161	5602	280,097.52	2008
Anchorage Parks & Recreation	ACTUALS	6667	161	5602	595.20	2008
Anchorage Parks & Recreation	ACTUALS	6668	161	5602	684,373.45	2008
Anchorage Parks & Recreation	ACTUALS	9342	161	5602	-44,924.57	2008
Anchorage Parks & Recreation	ACTUALS	9441	161	5602	-826.69	2008
Anchorage Parks & Recreation	ACTUALS	9442	161	5602	-464,023.38	2008
Anchorage Parks & Recreation	ACTUALS	9444	161	5602	-96,611.00	2008
Anchorage Parks & Recreation	ACTUALS	9446	161	5602	-148,950.46	2008
Anchorage Parks & Recreation	ACTUALS	9447	161	5602	-361.00	2008
Anchorage Parks & Recreation	ACTUALS	9672	161	5602	-3,900.59	2008
Anchorage Parks & Recreation	ACTUALS	9765	161	5602	-519.07	2008
Anchorage Parks & Recreation	ACTUALS	9791	161	5602	-89.77	2008
Anchorage Parks & Recreation	ACTUALS	1101	161	5603	1,004,244.33	2008
Anchorage Parks & Recreation	ACTUALS	1201	161	5603	41,469.16	2008
Anchorage Parks & Recreation	ACTUALS	1301	161	5603	95,951.31	2008
Anchorage Parks & Recreation	ACTUALS	1401	161	5603	726,635.16	2008
Anchorage Parks & Recreation	ACTUALS	1501	161	5603	1,481.44	2008
Anchorage Parks & Recreation	ACTUALS	2101	161	5603	296.37	2008
Anchorage Parks & Recreation	ACTUALS	2201	161	5603	22,530.46	2008
Anchorage Parks & Recreation	ACTUALS	2208	161	5603	7,990.09	2008
Anchorage Parks & Recreation	ACTUALS	2211	161	5603	338.10	2008
Anchorage Parks & Recreation	ACTUALS	2301	161	5603	900.00	2008
Anchorage Parks & Recreation	ACTUALS	3101	161	5603	99,511.70	2008

2008 Expend - GAAP - ICP Units.xls
All Expend & Revenues

Department	Ledger	Acct	Fund	DeptID	Expended Total	Fiscal Year
Anchorage Parks & Recreation	ACTUALS	3105	161	5603	99.90	2008
Anchorage Parks & Recreation	ACTUALS	3201	161	5603	166.22	2008
Anchorage Parks & Recreation	ACTUALS	3203	161	5603	3,623.96	2008
Anchorage Parks & Recreation	ACTUALS	3302	161	5603	2,972.75	2008
Anchorage Parks & Recreation	ACTUALS	3334	161	5603	693.49	2008
Anchorage Parks & Recreation	ACTUALS	3335	161	5603	65.00	2008
Anchorage Parks & Recreation	ACTUALS	3336	161	5603	299.04	2008
Anchorage Parks & Recreation	ACTUALS	3337	161	5603	140.00	2008
Anchorage Parks & Recreation	ACTUALS	3338	161	5603	390.00	2008
Anchorage Parks & Recreation	ACTUALS	3501	161	5603	3,557.04	2008
Anchorage Parks & Recreation	ACTUALS	3601	161	5603	50.00	2008
Anchorage Parks & Recreation	ACTUALS	3701	161	5603	7,751.27	2008
Anchorage Parks & Recreation	ACTUALS	3702	161	5603	53,493.00	2008
Anchorage Parks & Recreation	ACTUALS	3802	161	5603	29,239.47	2008
Anchorage Parks & Recreation	ACTUALS	3805	161	5603	95.00	2008
Anchorage Parks & Recreation	ACTUALS	3807	161	5603	176.69	2008
Anchorage Parks & Recreation	ACTUALS	3814	161	5603	993.33	2008
Anchorage Parks & Recreation	ACTUALS	3822	161	5603	7,804.49	2008
Anchorage Parks & Recreation	ACTUALS	3828	161	5603	1,279.00	2008
Anchorage Parks & Recreation	ACTUALS	5603	161	5603	641.71	2008
Anchorage Parks & Recreation	ACTUALS	6029	161	5603	0.11	2008
Anchorage Parks & Recreation	ACTUALS	6048	161	5603	5,668.18	2008
Anchorage Parks & Recreation	ACTUALS	6061	161	5603	1,485.79	2008
Anchorage Parks & Recreation	ACTUALS	6064	161	5603	7,470.58	2008
Anchorage Parks & Recreation	ACTUALS	6080	161	5603	-274.42	2008
Anchorage Parks & Recreation	ACTUALS	6085	161	5603	8,540.40	2008
Anchorage Parks & Recreation	ACTUALS	6088	161	5603	16,558.84	2008
Anchorage Parks & Recreation	ACTUALS	6089	161	5603	24,677.08	2008
Anchorage Parks & Recreation	ACTUALS	6094	161	5603	5,522.19	2008
Anchorage Parks & Recreation	ACTUALS	6104	161	5603	3,597.81	2008
Anchorage Parks & Recreation	ACTUALS	6105	161	5603	4,338.25	2008
Anchorage Parks & Recreation	ACTUALS	6109	161	5603	5,378.56	2008
Anchorage Parks & Recreation	ACTUALS	6110	161	5603	18,526.06	2008
Anchorage Parks & Recreation	ACTUALS	6145	161	5603	2,074.20	2008
Anchorage Parks & Recreation	ACTUALS	6147	161	5603	30,014.83	2008
Anchorage Parks & Recreation	ACTUALS	6181	161	5603	6,777.05	2008
Anchorage Parks & Recreation	ACTUALS	6198	161	5603	9,829.66	2008
Anchorage Parks & Recreation	ACTUALS	6667	161	5603	5,515.58	2008
Anchorage Parks & Recreation	ACTUALS	6668	161	5603	35,124.87	2008
Anchorage Parks & Recreation	ACTUALS	9342	161	5603	-63,703.30	2008
Anchorage Parks & Recreation	ACTUALS	9441	161	5603	-284,030.57	2008
Anchorage Parks & Recreation	ACTUALS	9442	161	5603	-3,460.95	2008
Anchorage Parks & Recreation	ACTUALS	9446	161	5603	-13,186.06	2008
Anchorage Parks & Recreation	ACTUALS	9447	161	5603	-22,912.90	2008
Anchorage Parks & Recreation	ACTUALS	9791	161	5603	4.00	2008
Anchorage Parks & Recreation	ACTUALS	1101	161	5604	748,400.88	2008
Anchorage Parks & Recreation	ACTUALS	1201	161	5604	6,154.90	2008
Anchorage Parks & Recreation	ACTUALS	1301	161	5604	59,191.62	2008
Anchorage Parks & Recreation	ACTUALS	1401	161	5604	500,269.12	2008
Anchorage Parks & Recreation	ACTUALS	1501	161	5604	4,060.94	2008
Anchorage Parks & Recreation	ACTUALS	2101	161	5604	621.33	2008
Anchorage Parks & Recreation	ACTUALS	2201	161	5604	72,330.10	2008

Department	Ledger	Acct	Fund	DeptID	Expended Total	Fiscal Year
Anchorage Parks & Recreation	ACTUALS	2205	161	5604	996.00	2008
Anchorage Parks & Recreation	ACTUALS	2208	161	5604	12,756.33	2008
Anchorage Parks & Recreation	ACTUALS	2209	161	5604	1,422.24	2008
Anchorage Parks & Recreation	ACTUALS	2301	161	5604	2,076.95	2008
Anchorage Parks & Recreation	ACTUALS	3101	161	5604	765.00	2008
Anchorage Parks & Recreation	ACTUALS	3201	161	5604	14,722.55	2008
Anchorage Parks & Recreation	ACTUALS	3302	161	5604	2,551.20	2008
Anchorage Parks & Recreation	ACTUALS	3303	161	5604	100.00	2008
Anchorage Parks & Recreation	ACTUALS	3501	161	5604	630,794.32	2008
Anchorage Parks & Recreation	ACTUALS	3601	161	5604	16,834.55	2008
Anchorage Parks & Recreation	ACTUALS	3702	161	5604	99,561.00	2008
Anchorage Parks & Recreation	ACTUALS	3712	161	5604	414.05	2008
Anchorage Parks & Recreation	ACTUALS	3802	161	5604	9,020.30	2008
Anchorage Parks & Recreation	ACTUALS	3814	161	5604	2,840.60	2008
Anchorage Parks & Recreation	ACTUALS	3822	161	5604	6,680.89	2008
Anchorage Parks & Recreation	ACTUALS	3828	161	5604	2,355.00	2008
Anchorage Parks & Recreation	ACTUALS	5603	161	5604	3,460.00	2008
Anchorage Parks & Recreation	ACTUALS	5604	161	5604	1,197.26	2008
Anchorage Parks & Recreation	ACTUALS	5609	161	5604	1,197.00	2008
Anchorage Parks & Recreation	ACTUALS	6029	161	5604	0.14	2008
Anchorage Parks & Recreation	ACTUALS	6048	161	5604	8,162.15	2008
Anchorage Parks & Recreation	ACTUALS	6061	161	5604	2,863.96	2008
Anchorage Parks & Recreation	ACTUALS	6064	161	5604	10,757.55	2008
Anchorage Parks & Recreation	ACTUALS	6080	161	5604	-1,097.69	2008
Anchorage Parks & Recreation	ACTUALS	6085	161	5604	1,142.05	2008
Anchorage Parks & Recreation	ACTUALS	6088	161	5604	23,844.73	2008
Anchorage Parks & Recreation	ACTUALS	6089	161	5604	35,535.00	2008
Anchorage Parks & Recreation	ACTUALS	6094	161	5604	7,951.95	2008
Anchorage Parks & Recreation	ACTUALS	6104	161	5604	7,249.34	2008
Anchorage Parks & Recreation	ACTUALS	6105	161	5604	754.44	2008
Anchorage Parks & Recreation	ACTUALS	6109	161	5604	14,522.16	2008
Anchorage Parks & Recreation	ACTUALS	6110	161	5604	23,200.99	2008
Anchorage Parks & Recreation	ACTUALS	6145	161	5604	1,485.49	2008
Anchorage Parks & Recreation	ACTUALS	6147	161	5604	21,507.02	2008
Anchorage Parks & Recreation	ACTUALS	6181	161	5604	15,505.46	2008
Anchorage Parks & Recreation	ACTUALS	6198	161	5604	22,489.71	2008
Anchorage Parks & Recreation	ACTUALS	6666	161	5604	36,349.95	2008
Anchorage Parks & Recreation	ACTUALS	6668	161	5604	461,803.05	2008
Anchorage Parks & Recreation	ACTUALS	6774	161	5604	1,522.89	2008
Anchorage Parks & Recreation	ACTUALS	9342	161	5604	-37,279.78	2008
Anchorage Parks & Recreation	ACTUALS	9443	161	5604	-1,000,493.92	2008
Anchorage Parks & Recreation	ACTUALS	9791	161	5604	96.65	2008
Anchorage Parks & Recreation	ACTUALS	3815	101	5611	98,000.00	2008
Anchorage Parks & Recreation	ACTUALS	6080	101	5611	90.07	2008
Anchorage Parks & Recreation	ACTUALS	6095	101	5611	125.31	2008
Anchorage Parks & Recreation	ACTUALS	6110	101	5611	187.54	2008
Anchorage Parks & Recreation	ACTUALS	3815	161	5613	561,680.00	2008
Anchorage Parks & Recreation	ACTUALS	3101	462	5624	869.82	2008
Anchorage Parks & Recreation	ACTUALS	3601	462	5624	1,390.80	2008
Anchorage Parks & Recreation	ACTUALS	3701	462	5624	3,950.00	2008
Anchorage Parks & Recreation	ACTUALS	7999	462	5624	-6,210.62	2008
Anchorage Parks & Recreation	ACTUALS	3101	462	5625	16,794.03	2008

2008 Expend - GAAP - ICP Units.xls
All Expend & Revenues

Department	Ledger	Acct	Fund	DeptID	Expended Total	Fiscal Year
Anchorage Parks & Recreation	ACTUALS	5302	462	5625	3,000.00	2008
Anchorage Parks & Recreation	ACTUALS	7999	462	5625	-19,794.03	2008
Anchorage Parks & Recreation	ACTUALS	3101	462	5626	34,604.87	2008
Anchorage Parks & Recreation	ACTUALS	3701	462	5626	4,150.00	2008
Anchorage Parks & Recreation	ACTUALS	3808	462	5626	5,213.49	2008
Anchorage Parks & Recreation	ACTUALS	5301	462	5626	18,110.40	2008
Anchorage Parks & Recreation	ACTUALS	5302	462	5626	665.00	2008
Anchorage Parks & Recreation	ACTUALS	6001	462	5626	4,018.49	2008
Anchorage Parks & Recreation	ACTUALS	7999	462	5626	-66,762.25	2008
Anchorage Parks & Recreation	ACTUALS	3101	462	5627	91,059.06	2008
Anchorage Parks & Recreation	ACTUALS	3303	462	5627	74,482.20	2008
Anchorage Parks & Recreation	ACTUALS	3802	462	5627	391.76	2008
Anchorage Parks & Recreation	ACTUALS	3808	462	5627	322,930.92	2008
Anchorage Parks & Recreation	ACTUALS	3814	462	5627	3,360.00	2008
Anchorage Parks & Recreation	ACTUALS	5301	462	5627	372,532.63	2008
Anchorage Parks & Recreation	ACTUALS	5603	462	5627	3,150.00	2008
Anchorage Parks & Recreation	ACTUALS	7999	462	5627	-867,906.57	2008
Anchorage Parks & Recreation	ACTUALS	3101	462	5628	6,795.00	2008
Anchorage Parks & Recreation	ACTUALS	7999	462	5628	-6,795.00	2008
Anchorage Parks & Recreation	ACTUALS	9601	462	5628	-1,639,870.00	2008
Anchorage Parks & Recreation	ACTUALS	2201	261	5462G	1,510.58	2008
Anchorage Parks & Recreation	ACTUALS	9351	261	5462G	-5.00	2008
Anchorage Parks & Recreation	ACTUALS	9415	261	5462G	-496.00	2008
Anchorage Parks & Recreation	ACTUALS	9609	261	5462G	-5,000.00	2008

Department	Ledger	Acct	Fund	DeptID	Expended Total	Fiscal Year
Neighborhoods	ACTUALS	3101	241	1508G	24,500.24	2008
Neighborhoods	ACTUALS	3803	241	1508G	388.08	2008
Neighborhoods	ACTUALS	3815	241	1508G	68,367.33	2008
Neighborhoods	ACTUALS	9331	241	1508G	-103,351.42	2008
Neighborhoods	ACTUALS	3101	241	1509G	9,400.00	2008
Neighborhoods	ACTUALS	9331	241	1509G	2,147.00	2008
Neighborhoods	ACTUALS	1101	231	15206G	830.88	2008
Neighborhoods	ACTUALS	1301	231	15206G	63.87	2008
Neighborhoods	ACTUALS	1401	231	15206G	437.39	2008
Neighborhoods	ACTUALS	3101	231	15206G	19,722.92	2008
Neighborhoods	ACTUALS	3334	231	15206G	1,114.90	2008
Neighborhoods	ACTUALS	3335	231	15206G	30.00	2008
Neighborhoods	ACTUALS	3336	231	15206G	437.40	2008
Neighborhoods	ACTUALS	3337	231	15206G	180.00	2008
Neighborhoods	ACTUALS	3338	231	15206G	190.00	2008
Neighborhoods	ACTUALS	3339	231	15206G	125.00	2008
Neighborhoods	ACTUALS	6061	231	15206G	1.00	2008
Neighborhoods	ACTUALS	6091	231	15206G	8.00	2008
Neighborhoods	ACTUALS	6095	231	15206G	14.00	2008
Neighborhoods	ACTUALS	6103	231	15206G	65.00	2008
Neighborhoods	ACTUALS	6104	231	15206G	274.00	2008
Neighborhoods	ACTUALS	6105	231	15206G	10.00	2008
Neighborhoods	ACTUALS	6110	231	15206G	24.00	2008
Neighborhoods	ACTUALS	6145	231	15206G	15.71	2008
Neighborhoods	ACTUALS	6147	231	15206G	62.23	2008
Neighborhoods	ACTUALS	6181	231	15206G	614.00	2008
Neighborhoods	ACTUALS	6198	231	15206G	894.00	2008
Neighborhoods	ACTUALS	9398	231	15206G	-22,674.30	2008
Neighborhoods	ACTUALS	9601	231	15206G	-2,440.00	2008
Neighborhoods	ACTUALS	3814	241	15232G	70.05	2008
Neighborhoods	ACTUALS	3815	241	15232G	248,281.25	2008
Neighborhoods	ACTUALS	9331	241	15232G	-248,281.25	2008
Neighborhoods	ACTUALS	1101	241	15233G	14,485.90	2008
Neighborhoods	ACTUALS	1301	241	15233G	1,318.56	2008
Neighborhoods	ACTUALS	1401	241	15233G	8,166.62	2008
Neighborhoods	ACTUALS	1501	241	15233G	63.75	2008
Neighborhoods	ACTUALS	2201	241	15233G	-1,471.83	2008
Neighborhoods	ACTUALS	2209	241	15233G	260.63	2008
Neighborhoods	ACTUALS	3101	241	15233G	10,472.51	2008
Neighborhoods	ACTUALS	3501	241	15233G	272.65	2008
Neighborhoods	ACTUALS	3601	241	15233G	138.00	2008
Neighborhoods	ACTUALS	3701	241	15233G	3,869.32	2008
Neighborhoods	ACTUALS	3702	241	15233G	1,095.00	2008
Neighborhoods	ACTUALS	3814	241	15233G	17.55	2008
Neighborhoods	ACTUALS	3828	241	15233G	625.00	2008
Neighborhoods	ACTUALS	6145	241	15233G	28.39	2008
Neighborhoods	ACTUALS	6147	241	15233G	56.51	2008
Neighborhoods	ACTUALS	9331	241	15233G	-13,760.24	2008
Neighborhoods	ACTUALS	1101	241	15234G	229.32	2008
Neighborhoods	ACTUALS	1301	241	15234G	20.25	2008
Neighborhoods	ACTUALS	1401	241	15234G	118.49	2008
Neighborhoods	ACTUALS	2201	241	15234G	22.88	2008

Department	Ledger	Acct	Fund	DeptID	Expended Total	Fiscal Year
Neighborhoods	ACTUALS	3201	241	15234G	17.37	2008
Neighborhoods	ACTUALS	3815	241	15234G	87,250.20	2008
Neighborhoods	ACTUALS	6145	241	15234G	0.62	2008
Neighborhoods	ACTUALS	6147	241	15234G	1.43	2008
Neighborhoods	ACTUALS	9331	241	15234G	-87,660.56	2008
Neighborhoods	ACTUALS	1101	241	15235G	9,863.91	2008
Neighborhoods	ACTUALS	1301	241	15235G	902.84	2008
Neighborhoods	ACTUALS	1401	241	15235G	5,284.28	2008
Neighborhoods	ACTUALS	3101	241	15235G	6,475.32	2008
Neighborhoods	ACTUALS	3815	241	15235G	63,502.88	2008
Neighborhoods	ACTUALS	6001	241	15235G	26,699.85	2008
Neighborhoods	ACTUALS	6145	241	15235G	20.46	2008
Neighborhoods	ACTUALS	6147	241	15235G	43.43	2008
Neighborhoods	ACTUALS	9331	241	15235G	-112,792.97	2008
Neighborhoods	ACTUALS	1101	241	15236G	9,145.41	2008
Neighborhoods	ACTUALS	1301	241	15236G	780.49	2008
Neighborhoods	ACTUALS	1401	241	15236G	4,605.61	2008
Neighborhoods	ACTUALS	1501	241	15236G	63.76	2008
Neighborhoods	ACTUALS	2201	241	15236G	3,012.71	2008
Neighborhoods	ACTUALS	3101	241	15236G	377.00	2008
Neighborhoods	ACTUALS	3701	241	15236G	3,207.87	2008
Neighborhoods	ACTUALS	3802	241	15236G	1,301.93	2008
Neighborhoods	ACTUALS	3815	241	15236G	40,000.00	2008
Neighborhoods	ACTUALS	3822	241	15236G	160.00	2008
Neighborhoods	ACTUALS	6145	241	15236G	17.84	2008
Neighborhoods	ACTUALS	6147	241	15236G	35.76	2008
Neighborhoods	ACTUALS	9331	241	15236G	-131,120.39	2008
Neighborhoods	ACTUALS	1101	241	15237G	103,864.41	2008
Neighborhoods	ACTUALS	1201	241	15237G	528.90	2008
Neighborhoods	ACTUALS	1301	241	15237G	6,434.21	2008
Neighborhoods	ACTUALS	1401	241	15237G	59,736.81	2008
Neighborhoods	ACTUALS	1501	241	15237G	22.50	2008
Neighborhoods	ACTUALS	2101	241	15237G	4,970.75	2008
Neighborhoods	ACTUALS	2201	241	15237G	2,665.45	2008
Neighborhoods	ACTUALS	2211	241	15237G	6.00	2008
Neighborhoods	ACTUALS	3101	241	15237G	144,154.20	2008
Neighborhoods	ACTUALS	3105	241	15237G	84.90	2008
Neighborhoods	ACTUALS	3201	241	15237G	4,564.53	2008
Neighborhoods	ACTUALS	3304	241	15237G	129.00	2008
Neighborhoods	ACTUALS	3332	241	15237G	10.00	2008
Neighborhoods	ACTUALS	3334	241	15237G	1,936.80	2008
Neighborhoods	ACTUALS	3337	241	15237G	-42.00	2008
Neighborhoods	ACTUALS	3338	241	15237G	250.00	2008
Neighborhoods	ACTUALS	3339	241	15237G	7,250.95	2008
Neighborhoods	ACTUALS	3501	241	15237G	5,880.00	2008
Neighborhoods	ACTUALS	3601	241	15237G	696.90	2008
Neighborhoods	ACTUALS	3701	241	15237G	36,664.78	2008
Neighborhoods	ACTUALS	3802	241	15237G	4,168.09	2008
Neighborhoods	ACTUALS	3805	241	15237G	3,960.00	2008
Neighborhoods	ACTUALS	3815	241	15237G	218,671.42	2008
Neighborhoods	ACTUALS	3822	241	15237G	840.00	2008
Neighborhoods	ACTUALS	3828	241	15237G	1,800.00	2008

Department	Ledger	Acct	Fund	DeptID	Expended Total	Fiscal Year
Neighborhoods	ACTUALS	5411	241	15237G	1,672.65	2008
Neighborhoods	ACTUALS	5603	241	15237G	415.77	2008
Neighborhoods	ACTUALS	5604	241	15237G	1,236.92	2008
Neighborhoods	ACTUALS	5605	241	15237G	663.68	2008
Neighborhoods	ACTUALS	5609	241	15237G	683.25	2008
Neighborhoods	ACTUALS	6085	241	15237G	1,367.22	2008
Neighborhoods	ACTUALS	6145	241	15237G	243.49	2008
Neighborhoods	ACTUALS	6147	241	15237G	531.58	2008
Neighborhoods	ACTUALS	6500	241	15237G	7,322.80	2008
Neighborhoods	ACTUALS	6666	241	15237G	33,073.20	2008
Neighborhoods	ACTUALS	6668	241	15237G	11,669.40	2008
Neighborhoods	ACTUALS	9331	241	15237G	-668,128.56	2008
Neighborhoods	ACTUALS	1101	241	15238G	8,714.67	2008
Neighborhoods	ACTUALS	1301	241	15238G	9,853.10	2008
Neighborhoods	ACTUALS	1401	241	15238G	4,616.31	2008
Neighborhoods	ACTUALS	3105	241	15238G	34.95	2008
Neighborhoods	ACTUALS	3338	241	15238G	150.00	2008
Neighborhoods	ACTUALS	3501	241	15238G	4,623.07	2008
Neighborhoods	ACTUALS	3701	241	15238G	36,177.93	2008
Neighborhoods	ACTUALS	3802	241	15238G	1,782.89	2008
Neighborhoods	ACTUALS	3815	241	15238G	1,058,194.51	2008
Neighborhoods	ACTUALS	6022	241	15238G	257.00	2008
Neighborhoods	ACTUALS	6061	241	15238G	281.00	2008
Neighborhoods	ACTUALS	6091	241	15238G	1,789.00	2008
Neighborhoods	ACTUALS	6095	241	15238G	5,721.00	2008
Neighborhoods	ACTUALS	6103	241	15238G	19,642.00	2008
Neighborhoods	ACTUALS	6104	241	15238G	746.00	2008
Neighborhoods	ACTUALS	6105	241	15238G	2,946.00	2008
Neighborhoods	ACTUALS	6109	241	15238G	175.00	2008
Neighborhoods	ACTUALS	6110	241	15238G	5,999.00	2008
Neighborhoods	ACTUALS	6145	241	15238G	15.90	2008
Neighborhoods	ACTUALS	6147	241	15238G	30.43	2008
Neighborhoods	ACTUALS	6181	241	15238G	1,126.00	2008
Neighborhoods	ACTUALS	6198	241	15238G	1,618.00	2008
Neighborhoods	ACTUALS	6500	241	15238G	514.18	2008
Neighborhoods	ACTUALS	6666	241	15238G	2,746.29	2008
Neighborhoods	ACTUALS	6668	241	15238G	861.68	2008
Neighborhoods	ACTUALS	9331	241	15238G	-1,168,615.91	2008
Neighborhoods	ACTUALS	3815	241	15241G	152,873.61	2008
Neighborhoods	ACTUALS	9331	241	15241G	-152,873.61	2008
Neighborhoods	ACTUALS	3815	241	15242G	48,419.58	2008
Neighborhoods	ACTUALS	9331	241	15242G	-48,419.58	2008
Neighborhoods	ACTUALS	3815	241	15243G	65,451.84	2008
Neighborhoods	ACTUALS	9331	241	15243G	-65,451.84	2008
Neighborhoods	ACTUALS	1101	241	15244G	649.08	2008
Neighborhoods	ACTUALS	1401	241	15244G	338.80	2008
Neighborhoods	ACTUALS	3815	241	15244G	3,505.94	2008
Neighborhoods	ACTUALS	6145	241	15244G	1.17	2008
Neighborhoods	ACTUALS	6147	241	15244G	2.21	2008
Neighborhoods	ACTUALS	9331	241	15244G	-4,497.20	2008
Neighborhoods	ACTUALS	3815	241	15245G	347,437.91	2008
Neighborhoods	ACTUALS	9331	241	15245G	-347,437.91	2008

Department	Ledger	Acct	Fund	DeptID	Expended Total	Fiscal Year
Neighborhoods	ACTUALS	3101	241	15246G	600.00	2008
Neighborhoods	ACTUALS	3815	241	15246G	280,795.15	2008
Neighborhoods	ACTUALS	9331	241	15246G	-281,395.15	2008
Neighborhoods	ACTUALS	1101	241	15247G	35,727.63	2008
Neighborhoods	ACTUALS	1201	241	15247G	528.90	2008
Neighborhoods	ACTUALS	1301	241	15247G	2,378.24	2008
Neighborhoods	ACTUALS	1401	241	15247G	21,478.81	2008
Neighborhoods	ACTUALS	2101	241	15247G	286.22	2008
Neighborhoods	ACTUALS	3815	241	15247G	219,611.65	2008
Neighborhoods	ACTUALS	6145	241	15247G	81.39	2008
Neighborhoods	ACTUALS	6147	241	15247G	173.52	2008
Neighborhoods	ACTUALS	9331	241	15247G	-280,266.36	2008
Neighborhoods	ACTUALS	1301	241	15248G	42.99	2008
Neighborhoods	ACTUALS	3101	241	15248G	12,251.52	2008
Neighborhoods	ACTUALS	3815	241	15248G	576,542.55	2008
Neighborhoods	ACTUALS	6022	241	15248G	130.00	2008
Neighborhoods	ACTUALS	6091	241	15248G	903.00	2008
Neighborhoods	ACTUALS	6095	241	15248G	2,889.00	2008
Neighborhoods	ACTUALS	6103	241	15248G	9,918.00	2008
Neighborhoods	ACTUALS	6104	241	15248G	124.00	2008
Neighborhoods	ACTUALS	6105	241	15248G	1,488.00	2008
Neighborhoods	ACTUALS	6109	241	15248G	88.00	2008
Neighborhoods	ACTUALS	6110	241	15248G	3,029.00	2008
Neighborhoods	ACTUALS	6181	241	15248G	188.00	2008
Neighborhoods	ACTUALS	6198	241	15248G	270.00	2008
Neighborhoods	ACTUALS	9331	241	15248G	-607,864.06	2008
Neighborhoods	ACTUALS	3815	241	15257G	10,000.00	2008
Neighborhoods	ACTUALS	9331	241	15257G	-10,000.00	2008
Neighborhoods	ACTUALS	3815	241	15258G	10,298.00	2008
Neighborhoods	ACTUALS	9331	241	15258G	-10,298.00	2008
Neighborhoods	ACTUALS	1101	231	15267G	-14,621.51	2008
Neighborhoods	ACTUALS	1301	231	15267G	1,004.99	2008
Neighborhoods	ACTUALS	1401	231	15267G	-3,291.05	2008
Neighborhoods	ACTUALS	2101	231	15267G	1,117.92	2008
Neighborhoods	ACTUALS	2201	231	15267G	92,830.54	2008
Neighborhoods	ACTUALS	2203	231	15267G	20.84	2008
Neighborhoods	ACTUALS	2208	231	15267G	1,395.12	2008
Neighborhoods	ACTUALS	2301	231	15267G	216.25	2008
Neighborhoods	ACTUALS	3101	231	15267G	55,086.90	2008
Neighborhoods	ACTUALS	3201	231	15267G	1,183.42	2008
Neighborhoods	ACTUALS	3203	231	15267G	180.54	2008
Neighborhoods	ACTUALS	3601	231	15267G	812.26	2008
Neighborhoods	ACTUALS	3701	231	15267G	35,643.00	2008
Neighborhoods	ACTUALS	3702	231	15267G	1,314.00	2008
Neighborhoods	ACTUALS	3802	231	15267G	1,288.00	2008
Neighborhoods	ACTUALS	3807	231	15267G	94.50	2008
Neighborhoods	ACTUALS	3817	231	15267G	250.00	2008
Neighborhoods	ACTUALS	5401	231	15267G	5,829.17	2008
Neighborhoods	ACTUALS	5603	231	15267G	1,213.45	2008
Neighborhoods	ACTUALS	6145	231	15267G	10.65	2008
Neighborhoods	ACTUALS	6147	231	15267G	21.23	2008
Neighborhoods	ACTUALS	9398	231	15267G	-569.00	2008

Department	Ledger	Acct	Fund	DeptID	Expended Total	Fiscal Year
Neighborhoods	ACTUALS	9825	231	15267G	-181,031.22	2008
Neighborhoods	ACTUALS	1101	231	15268G	476,110.37	2008
Neighborhoods	ACTUALS	1201	231	15268G	3,417.87	2008
Neighborhoods	ACTUALS	1301	231	15268G	40,444.99	2008
Neighborhoods	ACTUALS	1401	231	15268G	299,128.46	2008
Neighborhoods	ACTUALS	1501	231	15268G	312.00	2008
Neighborhoods	ACTUALS	2101	231	15268G	8,712.44	2008
Neighborhoods	ACTUALS	2201	231	15268G	174,989.96	2008
Neighborhoods	ACTUALS	2205	231	15268G	855.35	2008
Neighborhoods	ACTUALS	2208	231	15268G	5,443.85	2008
Neighborhoods	ACTUALS	2209	231	15268G	765.95	2008
Neighborhoods	ACTUALS	2210	231	15268G	95.30	2008
Neighborhoods	ACTUALS	2211	231	15268G	571.45	2008
Neighborhoods	ACTUALS	2301	231	15268G	3,428.11	2008
Neighborhoods	ACTUALS	3101	231	15268G	442,610.38	2008
Neighborhoods	ACTUALS	3102	231	15268G	1,210.00	2008
Neighborhoods	ACTUALS	3105	231	15268G	242.05	2008
Neighborhoods	ACTUALS	3201	231	15268G	5,494.79	2008
Neighborhoods	ACTUALS	3202	231	15268G	31.42	2008
Neighborhoods	ACTUALS	3203	231	15268G	915.55	2008
Neighborhoods	ACTUALS	3303	231	15268G	431.50	2008
Neighborhoods	ACTUALS	3601	231	15268G	2,973.27	2008
Neighborhoods	ACTUALS	3701	231	15268G	95,301.83	2008
Neighborhoods	ACTUALS	3702	231	15268G	9,475.00	2008
Neighborhoods	ACTUALS	3712	231	15268G	1,613.24	2008
Neighborhoods	ACTUALS	3802	231	15268G	3,330.10	2008
Neighborhoods	ACTUALS	3805	231	15268G	149.00	2008
Neighborhoods	ACTUALS	3807	231	15268G	367.50	2008
Neighborhoods	ACTUALS	3815	231	15268G	4,990.00	2008
Neighborhoods	ACTUALS	5401	231	15268G	9,586.13	2008
Neighborhoods	ACTUALS	5402	231	15268G	6,395.00	2008
Neighborhoods	ACTUALS	5411	231	15268G	16,677.21	2008
Neighborhoods	ACTUALS	5602	231	15268G	15,880.00	2008
Neighborhoods	ACTUALS	5603	231	15268G	20,325.33	2008
Neighborhoods	ACTUALS	5604	231	15268G	3,850.43	2008
Neighborhoods	ACTUALS	5605	231	15268G	1,283.77	2008
Neighborhoods	ACTUALS	5609	231	15268G	8,982.77	2008
Neighborhoods	ACTUALS	6022	231	15268G	565.00	2008
Neighborhoods	ACTUALS	6061	231	15268G	618.00	2008
Neighborhoods	ACTUALS	6085	231	15268G	6,058.65	2008
Neighborhoods	ACTUALS	6091	231	15268G	3,935.00	2008
Neighborhoods	ACTUALS	6095	231	15268G	12,586.00	2008
Neighborhoods	ACTUALS	6103	231	15268G	33,210.00	2008
Neighborhoods	ACTUALS	6104	231	15268G	2,543.00	2008
Neighborhoods	ACTUALS	6105	231	15268G	6,481.00	2008
Neighborhoods	ACTUALS	6109	231	15268G	385.00	2008
Neighborhoods	ACTUALS	6110	231	15268G	13,757.00	2008
Neighborhoods	ACTUALS	6145	231	15268G	997.71	2008
Neighborhoods	ACTUALS	6147	231	15268G	2,269.71	2008
Neighborhoods	ACTUALS	6181	231	15268G	3,838.00	2008
Neighborhoods	ACTUALS	6198	231	15268G	5,515.00	2008
Neighborhoods	ACTUALS	9398	231	15268G	-60,000.00	2008

Department	Ledger	Acct	Fund	DeptID	Expended Total	Fiscal Year
Neighborhoods	ACTUALS	9825	231	15268G	-1,699,151.44	2008
Neighborhoods	ACTUALS	1101	231	15277G	139,424.18	2008
Neighborhoods	ACTUALS	1301	231	15277G	12,701.47	2008
Neighborhoods	ACTUALS	1401	231	15277G	78,763.97	2008
Neighborhoods	ACTUALS	1501	231	15277G	1,649.99	2008
Neighborhoods	ACTUALS	2101	231	15277G	-17.57	2008
Neighborhoods	ACTUALS	2201	231	15277G	1,849.06	2008
Neighborhoods	ACTUALS	3101	231	15277G	5,683.00	2008
Neighborhoods	ACTUALS	3334	231	15277G	5,806.80	2008
Neighborhoods	ACTUALS	3336	231	15277G	144.48	2008
Neighborhoods	ACTUALS	3337	231	15277G	60.00	2008
Neighborhoods	ACTUALS	3338	231	15277G	7,350.00	2008
Neighborhoods	ACTUALS	3339	231	15277G	32.50	2008
Neighborhoods	ACTUALS	3802	231	15277G	259.00	2008
Neighborhoods	ACTUALS	3828	231	15277G	3,510.00	2008
Neighborhoods	ACTUALS	6085	231	15277G	90.00	2008
Neighborhoods	ACTUALS	6145	231	15277G	263.04	2008
Neighborhoods	ACTUALS	6147	231	15277G	530.68	2008
Neighborhoods	ACTUALS	9398	231	15277G	-258,100.60	2008
Neighborhoods	ACTUALS	1101	231	15278G	99,070.79	2008
Neighborhoods	ACTUALS	1201	231	15278G	528.90	2008
Neighborhoods	ACTUALS	1301	231	15278G	9,600.75	2008
Neighborhoods	ACTUALS	1401	231	15278G	62,427.87	2008
Neighborhoods	ACTUALS	1501	231	15278G	300.00	2008
Neighborhoods	ACTUALS	2201	231	15278G	19,814.75	2008
Neighborhoods	ACTUALS	3101	231	15278G	17,355.39	2008
Neighborhoods	ACTUALS	3334	231	15278G	2,263.70	2008
Neighborhoods	ACTUALS	3335	231	15278G	220.00	2008
Neighborhoods	ACTUALS	3336	231	15278G	5,247.97	2008
Neighborhoods	ACTUALS	3337	231	15278G	1,720.00	2008
Neighborhoods	ACTUALS	3338	231	15278G	-1,450.00	2008
Neighborhoods	ACTUALS	3339	231	15278G	10.00	2008
Neighborhoods	ACTUALS	6022	231	15278G	46.00	2008
Neighborhoods	ACTUALS	6061	231	15278G	50.00	2008
Neighborhoods	ACTUALS	6091	231	15278G	322.00	2008
Neighborhoods	ACTUALS	6095	231	15278G	1,031.00	2008
Neighborhoods	ACTUALS	6103	231	15278G	3,539.00	2008
Neighborhoods	ACTUALS	6104	231	15278G	1,533.00	2008
Neighborhoods	ACTUALS	6105	231	15278G	530.00	2008
Neighborhoods	ACTUALS	6109	231	15278G	32.00	2008
Neighborhoods	ACTUALS	6110	231	15278G	1,080.00	2008
Neighborhoods	ACTUALS	6145	231	15278G	186.75	2008
Neighborhoods	ACTUALS	6147	231	15278G	382.73	2008
Neighborhoods	ACTUALS	6181	231	15278G	2,313.00	2008
Neighborhoods	ACTUALS	6198	231	15278G	3,325.00	2008
Neighborhoods	ACTUALS	9398	231	15278G	-231,480.60	2008
Neighborhoods	ACTUALS	3814	241	15295G	146.61	2008
Neighborhoods	ACTUALS	3822	241	15295G	15,200.00	2008
Neighborhoods	ACTUALS	4106	241	15295G	173,395.30	2008
Neighborhoods	ACTUALS	9325	241	15295G	-188,741.91	2008
Neighborhoods	ACTUALS	9613	241	15295G	267,550.40	2008
Neighborhoods	ACTUALS	9765	241	15295G	81,742.53	2008

2008 Expend - GAAP - ICP Units.xls
All Expend & Revenues

Department	Ledger	Acct	Fund	DeptID	Expended Total	Fiscal Year
Neighborhoods	ACTUALS	9767	241	15295G	48,439.25	2008
Neighborhoods	ACTUALS	1101	231	15308G	30,958.86	2008
Neighborhoods	ACTUALS	1301	231	15308G	2,594.44	2008
Neighborhoods	ACTUALS	1401	231	15308G	17,929.12	2008
Neighborhoods	ACTUALS	3332	231	15308G	32.00	2008
Neighborhoods	ACTUALS	3828	231	15308G	225.00	2008
Neighborhoods	ACTUALS	6022	231	15308G	9.00	2008
Neighborhoods	ACTUALS	6061	231	15308G	10.00	2008
Neighborhoods	ACTUALS	6091	231	15308G	67.00	2008
Neighborhoods	ACTUALS	6095	231	15308G	215.00	2008
Neighborhoods	ACTUALS	6103	231	15308G	741.00	2008
Neighborhoods	ACTUALS	6104	231	15308G	31.00	2008
Neighborhoods	ACTUALS	6105	231	15308G	111.00	2008
Neighborhoods	ACTUALS	6109	231	15308G	6.00	2008
Neighborhoods	ACTUALS	6110	231	15308G	226.00	2008
Neighborhoods	ACTUALS	6145	231	15308G	81.16	2008
Neighborhoods	ACTUALS	6147	231	15308G	188.97	2008
Neighborhoods	ACTUALS	6181	231	15308G	47.00	2008
Neighborhoods	ACTUALS	6198	231	15308G	67.00	2008
Neighborhoods	ACTUALS	9825	231	15308G	-53,539.33	2008
Neighborhoods	ACTUALS	9331	241	1569G	12.00	2008
Neighborhoods	ACTUALS	9331	241	1570G	-12.00	2008
Neighborhoods	ACTUALS	9331	241	1571G	3,374.00	2008
Neighborhoods	ACTUALS	9613	241	1591G	-42,663.10	2008
Neighborhoods	ACTUALS	9762	241	1591G	-7,848.88	2008
Neighborhoods	ACTUALS	9613	241	15944G	75,653.60	2008
Neighborhoods	ACTUALS	3815	241	1596G	44,240.00	2008
Neighborhoods	ACTUALS	9331	241	1596G	-1,000.00	2008

Department	Ledger	Acct	Fund	DeptID	Expended Total	Fiscal Year
Economic & Community Development	ACTUALS	6026	101	5105	24,233.06	2008
Economic & Community Development	ACTUALS	6029	101	5105	0.85	2008
Economic & Community Development	ACTUALS	6037	101	5105	72,785.24	2008
Economic & Community Development	ACTUALS	6048	101	5105	35,041.26	2008
Economic & Community Development	ACTUALS	6049	101	5105	14,266.37	2008
Economic & Community Development	ACTUALS	6061	101	5105	29.13	2008
Economic & Community Development	ACTUALS	6064	101	5105	2,689.45	2008
Economic & Community Development	ACTUALS	6073	101	5105	85,689.99	2008
Economic & Community Development	ACTUALS	6076	101	5105	23,198.40	2008
Economic & Community Development	ACTUALS	6079	101	5105	18,706.03	2008
Economic & Community Development	ACTUALS	6080	101	5105	1,104.35	2008
Economic & Community Development	ACTUALS	6088	101	5105	5,961.16	2008
Economic & Community Development	ACTUALS	6089	101	5105	8,883.78	2008
Economic & Community Development	ACTUALS	6094	101	5105	1,987.99	2008
Economic & Community Development	ACTUALS	6095	101	5105	3,111.99	2008
Economic & Community Development	ACTUALS	6103	101	5105	27,006.08	2008
Economic & Community Development	ACTUALS	6104	101	5105	1,235.09	2008
Economic & Community Development	ACTUALS	6105	101	5105	1,194.60	2008
Economic & Community Development	ACTUALS	6109	101	5105	537.86	2008
Economic & Community Development	ACTUALS	6110	101	5105	6,294.27	2008
Economic & Community Development	ACTUALS	6145	101	5105	8,918.21	2008
Economic & Community Development	ACTUALS	6147	101	5105	33,903.74	2008
Economic & Community Development	ACTUALS	6181	101	5105	1,497.57	2008
Economic & Community Development	ACTUALS	6198	101	5105	2,172.22	2008
Economic & Community Development	ACTUALS	6666	101	5105	69,417.06	2008
Economic & Community Development	ACTUALS	6668	101	5105	24,284.92	2008
Economic & Community Development	ACTUALS	6105	101	5107	125.77	2008
Economic & Community Development	ACTUALS	6110	101	5107	109.79	2008
Economic & Community Development	ACTUALS	6105	101	5108	377.28	2008
Economic & Community Development	ACTUALS	6110	101	5108	571.77	2008
Economic & Community Development	ACTUALS	6105	101	5109	943.06	2008
Economic & Community Development	ACTUALS	6110	101	5109	1,532.42	2008
Economic & Community Development	ACTUALS	6110	101	5112	13,567.46	2008
Economic & Community Development	ACTUALS	6667	101	5112	34,255.90	2008
Economic & Community Development	ACTUALS	6668	101	5112	17,142.06	2008
Economic & Community Development	ACTUALS	6110	101	5113	956.03	2008
Economic & Community Development	ACTUALS	6667	101	5113	5,777.31	2008
Economic & Community Development	ACTUALS	6080	162	5115	61.24	2008
Economic & Community Development	ACTUALS	6095	162	5115	52.20	2008
Economic & Community Development	ACTUALS	6105	162	5115	62.88	2008
Economic & Community Development	ACTUALS	6110	162	5115	969.75	2008
Economic & Community Development	ACTUALS	6667	162	5115	1,343.50	2008
Economic & Community Development	ACTUALS	6668	162	5115	1,400.07	2008
Economic & Community Development	ACTUALS	6080	101	5116	493.53	2008
Economic & Community Development	ACTUALS	6095	101	5116	156.68	2008
Economic & Community Development	ACTUALS	6105	101	5116	62.86	2008
Economic & Community Development	ACTUALS	6110	101	5116	1,783.97	2008
Economic & Community Development	ACTUALS	6667	101	5116	16,375.37	2008
Economic & Community Development	ACTUALS	6668	101	5116	10,351.78	2008
Economic & Community Development	ACTUALS	6110	101	5117	356.84	2008
Economic & Community Development	ACTUALS	6667	101	5117	485.00	2008
Economic & Community Development	ACTUALS	6145	101	5118	1,594.17	2008
Economic & Community Development	ACTUALS	6147	101	5118	6,084.41	2008
Economic & Community Development	ACTUALS	6145	162	5119	270.68	2008

Department	Ledger	Acct	Fund	DeptID	Expended Total	Fiscal Year
Economic & Community Development	ACTUALS	6147	162	5119	950.60	2008
Economic & Community Development	ACTUALS	6080	101	5123	230.54	2008
Economic & Community Development	ACTUALS	6095	101	5123	365.47	2008
Economic & Community Development	ACTUALS	6105	101	5123	62.88	2008
Economic & Community Development	ACTUALS	6110	101	5123	416.26	2008
Economic & Community Development	ACTUALS	6029	101	5355	0.05	2008
Economic & Community Development	ACTUALS	6048	101	5355	78,782.09	2008
Economic & Community Development	ACTUALS	6049	101	5355	14,266.27	2008
Economic & Community Development	ACTUALS	6061	101	5355	418.91	2008
Economic & Community Development	ACTUALS	6064	101	5355	2,390.53	2008
Economic & Community Development	ACTUALS	6079	101	5355	142,552.39	2008
Economic & Community Development	ACTUALS	6080	101	5355	3,211.02	2008
Economic & Community Development	ACTUALS	6088	101	5355	5,298.85	2008
Economic & Community Development	ACTUALS	6089	101	5355	7,896.65	2008
Economic & Community Development	ACTUALS	6094	101	5355	1,767.10	2008
Economic & Community Development	ACTUALS	6095	101	5355	3,101.58	2008
Economic & Community Development	ACTUALS	6103	101	5355	16,707.15	2008
Economic & Community Development	ACTUALS	6104	101	5355	1,396.16	2008
Economic & Community Development	ACTUALS	6105	101	5355	817.37	2008
Economic & Community Development	ACTUALS	6110	101	5355	10,644.41	2008
Economic & Community Development	ACTUALS	6145	101	5355	7,266.12	2008
Economic & Community Development	ACTUALS	6147	101	5355	27,925.66	2008
Economic & Community Development	ACTUALS	6181	101	5355	2,632.18	2008
Economic & Community Development	ACTUALS	6198	101	5355	3,817.73	2008
Economic & Community Development	ACTUALS	6666	101	5355	389,562.06	2008
Economic & Community Development	ACTUALS	6668	101	5355	1,389,865.39	2008
Economic & Community Development	ACTUALS	6029	101	5364	0.06	2008
Economic & Community Development	ACTUALS	6048	101	5364	4,761.25	2008
Economic & Community Development	ACTUALS	6061	101	5364	1,719.50	2008
Economic & Community Development	ACTUALS	6064	101	5364	6,275.21	2008
Economic & Community Development	ACTUALS	6080	101	5364	10,587.15	2008
Economic & Community Development	ACTUALS	6088	101	5364	13,909.41	2008
Economic & Community Development	ACTUALS	6089	101	5364	20,728.81	2008
Economic & Community Development	ACTUALS	6094	101	5364	4,638.67	2008
Economic & Community Development	ACTUALS	6095	101	5364	7,320.52	2008
Economic & Community Development	ACTUALS	6104	101	5364	4,671.79	2008
Economic & Community Development	ACTUALS	6105	101	5364	502.98	2008
Economic & Community Development	ACTUALS	6109	101	5364	5,557.88	2008
Economic & Community Development	ACTUALS	6110	101	5364	12,469.65	2008
Economic & Community Development	ACTUALS	6145	101	5364	19,417.42	2008
Economic & Community Development	ACTUALS	6147	101	5364	74,040.17	2008
Economic & Community Development	ACTUALS	6181	101	5364	9,250.36	2008
Economic & Community Development	ACTUALS	6198	101	5364	13,417.07	2008
Economic & Community Development	ACTUALS	6666	101	5364	127,501.67	2008
Economic & Community Development	ACTUALS	6668	101	5364	454,895.92	2008
Economic & Community Development	ACTUALS	6029	101	5371	0.07	2008
Economic & Community Development	ACTUALS	6048	101	5371	3,627.61	2008
Economic & Community Development	ACTUALS	6061	101	5371	1,483.02	2008
Economic & Community Development	ACTUALS	6064	101	5371	4,781.12	2008
Economic & Community Development	ACTUALS	6080	101	5371	8,245.66	2008
Economic & Community Development	ACTUALS	6088	101	5371	10,597.65	2008
Economic & Community Development	ACTUALS	6089	101	5371	15,793.30	2008
Economic & Community Development	ACTUALS	6094	101	5371	3,534.20	2008
Economic & Community Development	ACTUALS	6095	101	5371	3,091.14	2008

Department	Ledger	Acct	Fund	DeptID	Expended Total	Fiscal Year
Economic & Community Development	ACTUALS	6104	101	5371	3,866.33	2008
Economic & Community Development	ACTUALS	6105	101	5371	691.55	2008
Economic & Community Development	ACTUALS	6110	101	5371	5,608.13	2008
Economic & Community Development	ACTUALS	6145	101	5371	18,143.77	2008
Economic & Community Development	ACTUALS	6147	101	5371	69,230.57	2008
Economic & Community Development	ACTUALS	6181	101	5371	7,832.13	2008
Economic & Community Development	ACTUALS	6198	101	5371	11,360.02	2008
Economic & Community Development	ACTUALS	6029	101	5372	0.08	2008
Economic & Community Development	ACTUALS	6048	101	5372	4,081.09	2008
Economic & Community Development	ACTUALS	6061	101	5372	2,072.51	2008
Economic & Community Development	ACTUALS	6064	101	5372	5,378.80	2008
Economic & Community Development	ACTUALS	6080	101	5372	15,129.65	2008
Economic & Community Development	ACTUALS	6088	101	5372	11,922.34	2008
Economic & Community Development	ACTUALS	6089	101	5372	17,767.52	2008
Economic & Community Development	ACTUALS	6094	101	5372	3,975.95	2008
Economic & Community Development	ACTUALS	6095	101	5372	4,062.32	2008
Economic & Community Development	ACTUALS	6104	101	5372	4,510.67	2008
Economic & Community Development	ACTUALS	6105	101	5372	1,886.28	2008
Economic & Community Development	ACTUALS	6109	101	5372	7,888.59	2008
Economic & Community Development	ACTUALS	6110	101	5372	11,746.89	2008
Economic & Community Development	ACTUALS	6145	101	5372	13,348.32	2008
Economic & Community Development	ACTUALS	6147	101	5372	50,944.51	2008
Economic & Community Development	ACTUALS	6181	101	5372	9,643.68	2008
Economic & Community Development	ACTUALS	6198	101	5372	13,987.56	2008
Economic & Community Development	ACTUALS	6029	101	5373	0.01	2008
Economic & Community Development	ACTUALS	6048	101	5373	1,587.10	2008
Economic & Community Development	ACTUALS	6061	101	5373	876.14	2008
Economic & Community Development	ACTUALS	6064	101	5373	2,091.77	2008
Economic & Community Development	ACTUALS	6080	101	5373	3,332.12	2008
Economic & Community Development	ACTUALS	6088	101	5373	4,636.48	2008
Economic & Community Development	ACTUALS	6089	101	5373	6,909.61	2008
Economic & Community Development	ACTUALS	6094	101	5373	1,546.25	2008
Economic & Community Development	ACTUALS	6095	101	5373	2,631.60	2008
Economic & Community Development	ACTUALS	6104	101	5373	1,718.39	2008
Economic & Community Development	ACTUALS	6105	101	5373	314.35	2008
Economic & Community Development	ACTUALS	6110	101	5373	2,355.81	2008
Economic & Community Development	ACTUALS	6145	101	5373	6,957.89	2008
Economic & Community Development	ACTUALS	6147	101	5373	26,649.56	2008
Economic & Community Development	ACTUALS	6181	101	5373	3,812.06	2008
Economic & Community Development	ACTUALS	6198	101	5373	5,529.18	2008
Economic & Community Development	ACTUALS	6029	101	5381	0.02	2008
Economic & Community Development	ACTUALS	6048	101	5381	2,267.22	2008
Economic & Community Development	ACTUALS	6061	101	5381	797.65	2008
Economic & Community Development	ACTUALS	6064	101	5381	2,988.21	2008
Economic & Community Development	ACTUALS	6080	101	5381	9,200.27	2008
Economic & Community Development	ACTUALS	6088	101	5381	6,623.57	2008
Economic & Community Development	ACTUALS	6089	101	5381	9,870.80	2008
Economic & Community Development	ACTUALS	6094	101	5381	2,208.85	2008
Economic & Community Development	ACTUALS	6095	101	5381	27,277.08	2008
Economic & Community Development	ACTUALS	6104	101	5381	1,718.36	2008
Economic & Community Development	ACTUALS	6105	101	5381	27,161.44	2008
Economic & Community Development	ACTUALS	6110	101	5381	18,439.10	2008
Economic & Community Development	ACTUALS	6145	101	5381	8,401.04	2008
Economic & Community Development	ACTUALS	6147	101	5381	32,044.14	2008

Department	Ledger	Acct	Fund	DeptID	Expended Total	Fiscal Year
Economic & Community Development	ACTUALS	6181	101	5381	3,766.73	2008
Economic & Community Development	ACTUALS	6198	101	5381	5,463.36	2008
Economic & Community Development	ACTUALS	6029	101	5382	0.94	2008
Economic & Community Development	ACTUALS	6048	101	5382	453.44	2008
Economic & Community Development	ACTUALS	6061	101	5382	317.71	2008
Economic & Community Development	ACTUALS	6064	101	5382	597.62	2008
Economic & Community Development	ACTUALS	6080	101	5382	1,948.83	2008
Economic & Community Development	ACTUALS	6088	101	5382	1,324.68	2008
Economic & Community Development	ACTUALS	6089	101	5382	1,974.18	2008
Economic & Community Development	ACTUALS	6094	101	5382	441.79	2008
Economic & Community Development	ACTUALS	6095	101	5382	3,686.36	2008
Economic & Community Development	ACTUALS	6104	101	5382	375.94	2008
Economic & Community Development	ACTUALS	6105	101	5382	314.38	2008
Economic & Community Development	ACTUALS	6110	101	5382	4,359.33	2008
Economic & Community Development	ACTUALS	6145	101	5382	1,305.04	2008
Economic & Community Development	ACTUALS	6147	101	5382	4,979.40	2008
Economic & Community Development	ACTUALS	6181	101	5382	1,164.79	2008
Economic & Community Development	ACTUALS	6198	101	5382	1,689.44	2008
Economic & Community Development	ACTUALS	6029	162	5470	0.14	2008
Economic & Community Development	ACTUALS	6048	162	5470	3,627.60	2008
Economic & Community Development	ACTUALS	6049	162	5470	14,266.36	2008
Economic & Community Development	ACTUALS	6061	162	5470	806.73	2008
Economic & Community Development	ACTUALS	6064	162	5470	4,781.07	2008
Economic & Community Development	ACTUALS	6080	162	5470	5,342.58	2008
Economic & Community Development	ACTUALS	6088	162	5470	10,597.64	2008
Economic & Community Development	ACTUALS	6089	162	5470	15,793.41	2008
Economic & Community Development	ACTUALS	6094	162	5470	3,534.18	2008
Economic & Community Development	ACTUALS	6095	162	5470	8,208.21	2008
Economic & Community Development	ACTUALS	6103	162	5470	9,383.50	2008
Economic & Community Development	ACTUALS	6104	162	5470	1,986.86	2008
Economic & Community Development	ACTUALS	6105	162	5470	3,520.93	2008
Economic & Community Development	ACTUALS	6109	162	5470	3,227.22	2008
Economic & Community Development	ACTUALS	6110	162	5470	13,004.81	2008
Economic & Community Development	ACTUALS	6145	162	5470	9,656.67	2008
Economic & Community Development	ACTUALS	6147	162	5470	37,276.45	2008
Economic & Community Development	ACTUALS	6181	162	5470	3,244.79	2008
Economic & Community Development	ACTUALS	6198	162	5470	4,706.36	2008
Economic & Community Development	ACTUALS	6666	162	5470	41,248.40	2008
Economic & Community Development	ACTUALS	6668	162	5470	14,430.31	2008
Economic & Community Development	ACTUALS	6029	162	5473	0.04	2008
Economic & Community Development	ACTUALS	6048	162	5473	2,267.24	2008
Economic & Community Development	ACTUALS	6061	162	5473	329.44	2008
Economic & Community Development	ACTUALS	6064	162	5473	2,988.22	2008
Economic & Community Development	ACTUALS	6088	162	5473	6,623.50	2008
Economic & Community Development	ACTUALS	6089	162	5473	9,870.80	2008
Economic & Community Development	ACTUALS	6094	162	5473	2,208.92	2008
Economic & Community Development	ACTUALS	6104	162	5473	1,933.16	2008
Economic & Community Development	ACTUALS	6105	162	5473	377.29	2008
Economic & Community Development	ACTUALS	6109	162	5473	1,254.93	2008
Economic & Community Development	ACTUALS	6110	162	5473	6,280.56	2008
Economic & Community Development	ACTUALS	6145	162	5473	5,211.88	2008
Economic & Community Development	ACTUALS	6147	162	5473	19,894.85	2008
Economic & Community Development	ACTUALS	6181	162	5473	3,562.45	2008
Economic & Community Development	ACTUALS	6198	162	5473	5,167.17	2008

Department	Ledger	Acct	Fund	DeptID	Expended Total	Fiscal Year
Economic & Community Development	ACTUALS	6668	162	5473	120,853.27	2008
Economic & Community Development	ACTUALS	6091	261	53167G	1.00	2008
Economic & Community Development	ACTUALS	6095	261	53167G	4.00	2008
Economic & Community Development	ACTUALS	6103	261	53167G	15.00	2008
Economic & Community Development	ACTUALS	6105	261	53167G	2.00	2008
Economic & Community Development	ACTUALS	6110	261	53167G	4.00	2008
Economic & Community Development	ACTUALS	6022	261	5317G	4.00	2008
Economic & Community Development	ACTUALS	6061	261	5317G	4.00	2008
Economic & Community Development	ACTUALS	6091	261	5317G	32.00	2008
Economic & Community Development	ACTUALS	6095	261	5317G	106.00	2008
Economic & Community Development	ACTUALS	6103	261	5317G	365.00	2008
Economic & Community Development	ACTUALS	6105	261	5317G	54.00	2008
Economic & Community Development	ACTUALS	6109	261	5317G	3.00	2008
Economic & Community Development	ACTUALS	6110	261	5317G	111.00	2008
Economic & Community Development	ACTUALS	6022	231	53918G	4.00	2008
Economic & Community Development	ACTUALS	6061	231	53918G	4.00	2008
Economic & Community Development	ACTUALS	6091	231	53918G	29.00	2008
Economic & Community Development	ACTUALS	6095	231	53918G	91.00	2008
Economic & Community Development	ACTUALS	6103	231	53918G	313.00	2008
Economic & Community Development	ACTUALS	6105	231	53918G	46.00	2008
Economic & Community Development	ACTUALS	6109	231	53918G	2.00	2008
Economic & Community Development	ACTUALS	6110	231	53918G	96.00	2008
Economic & Community Development	ACTUALS	6145	231	53937G	470.67	2008
Economic & Community Development	ACTUALS	6147	231	53937G	1,459.59	2008
Economic & Community Development	ACTUALS	6022	231	53938G	8.00	2008
Economic & Community Development	ACTUALS	6061	231	53938G	8.00	2008
Economic & Community Development	ACTUALS	6091	231	53938G	58.00	2008
Economic & Community Development	ACTUALS	6095	231	53938G	187.00	2008
Economic & Community Development	ACTUALS	6103	231	53938G	641.00	2008
Economic & Community Development	ACTUALS	6105	231	53938G	96.00	2008
Economic & Community Development	ACTUALS	6109	231	53938G	5.00	2008
Economic & Community Development	ACTUALS	6110	231	53938G	196.00	2008
Economic & Community Development	ACTUALS	6145	231	53938G	339.31	2008
Economic & Community Development	ACTUALS	6147	231	53938G	1,344.76	2008
Economic & Community Development	ACTUALS	6145	231	53947G	352.42	2008
Economic & Community Development	ACTUALS	6147	231	53947G	1,386.78	2008
Economic & Community Development	ACTUALS	6022	231	53948G	7.00	2008
Economic & Community Development	ACTUALS	6061	231	53948G	8.00	2008
Economic & Community Development	ACTUALS	6091	231	53948G	49.00	2008
Economic & Community Development	ACTUALS	6095	231	53948G	157.00	2008
Economic & Community Development	ACTUALS	6103	231	53948G	540.00	2008
Economic & Community Development	ACTUALS	6105	231	53948G	81.00	2008
Economic & Community Development	ACTUALS	6109	231	53948G	5.00	2008
Economic & Community Development	ACTUALS	6110	231	53948G	164.00	2008
Economic & Community Development	ACTUALS	6145	231	53948G	186.71	2008
Economic & Community Development	ACTUALS	6147	231	53948G	739.88	2008
Economic & Community Development	ACTUALS	6091	231	53958G	10.00	2008
Economic & Community Development	ACTUALS	6095	231	53958G	50.00	2008
Economic & Community Development	ACTUALS	6103	231	53958G	190.00	2008
Economic & Community Development	ACTUALS	6110	231	53958G	50.00	2008
Economic & Community Development	ACTUALS	6022	231	53978G	10.00	2008
Economic & Community Development	ACTUALS	6061	231	53978G	10.00	2008
Economic & Community Development	ACTUALS	6091	231	53978G	20.00	2008
Economic & Community Development	ACTUALS	6095	231	53978G	60.00	2008

Department	Ledger	Acct	Fund	DeptID	Expended Total	Fiscal Year
Economic & Community Development	ACTUALS	6103	231	53978G	200.00	2008
Economic & Community Development	ACTUALS	6105	231	53978G	30.00	2008
Economic & Community Development	ACTUALS	6109	231	53978G	5.00	2008
Economic & Community Development	ACTUALS	6110	231	53978G	60.00	2008
Economic & Community Development	ACTUALS	6145	231	53978G	174.38	2008
Economic & Community Development	ACTUALS	6147	231	53978G	691.07	2008
Economic & Community Development	ACTUALS	6181	231	53978G	75.00	2008
Economic & Community Development	ACTUALS	6198	231	53978G	110.00	2008
Economic & Community Development	ACTUALS	6022	261	53979G	2.00	2008
Economic & Community Development	ACTUALS	6061	261	53979G	2.00	2008
Economic & Community Development	ACTUALS	6091	261	53979G	18.00	2008
Economic & Community Development	ACTUALS	6095	261	53979G	57.00	2008
Economic & Community Development	ACTUALS	6103	261	53979G	198.00	2008
Economic & Community Development	ACTUALS	6105	261	53979G	29.00	2008
Economic & Community Development	ACTUALS	6109	261	53979G	2.00	2008
Economic & Community Development	ACTUALS	6110	261	53979G	60.00	2008
Economic & Community Development	ACTUALS	6091	231	53988G	7.00	2008
Economic & Community Development	ACTUALS	6095	231	53988G	20.00	2008
Economic & Community Development	ACTUALS	6103	231	53988G	74.00	2008
Economic & Community Development	ACTUALS	6104	231	53988G	12.00	2008
Economic & Community Development	ACTUALS	6105	231	53988G	9.00	2008
Economic & Community Development	ACTUALS	6110	231	53988G	20.00	2008
Economic & Community Development	ACTUALS	6198	231	53988G	26.00	2008
Economic & Community Development	ACTUALS	6145	261	54630G	388.77	2008
Economic & Community Development	ACTUALS	6147	261	54630G	548.58	2008

Department	Ledger	Acct	Fund	DeptID	Expended Total	Fiscal Year
Anchorage Parks & Recreation	ACTUALS	6080	161	5114	126.09	2008
Anchorage Parks & Recreation	ACTUALS	6103	161	5114	20,140.15	2008
Anchorage Parks & Recreation	ACTUALS	6110	161	5114	1,020.11	2008
Anchorage Parks & Recreation	ACTUALS	6667	161	5114	14,585.09	2008
Anchorage Parks & Recreation	ACTUALS	6668	161	5114	2,734.64	2008
Anchorage Parks & Recreation	ACTUALS	6080	106	5480	302.59	2008
Anchorage Parks & Recreation	ACTUALS	6095	106	5480	2,161.67	2008
Anchorage Parks & Recreation	ACTUALS	6104	106	5480	161.09	2008
Anchorage Parks & Recreation	ACTUALS	6105	106	5480	817.29	2008
Anchorage Parks & Recreation	ACTUALS	6110	106	5480	3,508.53	2008
Anchorage Parks & Recreation	ACTUALS	6145	106	5480	42.25	2008
Anchorage Parks & Recreation	ACTUALS	6147	106	5480	612.66	2008
Anchorage Parks & Recreation	ACTUALS	6181	106	5480	332.77	2008
Anchorage Parks & Recreation	ACTUALS	6198	106	5480	482.65	2008
Anchorage Parks & Recreation	ACTUALS	6667	106	5480	188.48	2008
Anchorage Parks & Recreation	ACTUALS	6668	106	5480	13,127.79	2008
Anchorage Parks & Recreation	ACTUALS	6145	461	5498	0.05	2008
Anchorage Parks & Recreation	ACTUALS	6147	461	5498	0.74	2008
Anchorage Parks & Recreation	ACTUALS	6026	161	5501	9,228.81	2008
Anchorage Parks & Recreation	ACTUALS	6029	161	5501	52.47	2008
Anchorage Parks & Recreation	ACTUALS	6037	161	5501	34,599.89	2008
Anchorage Parks & Recreation	ACTUALS	6048	161	5501	52,816.41	2008
Anchorage Parks & Recreation	ACTUALS	6049	161	5501	14,266.32	2008
Anchorage Parks & Recreation	ACTUALS	6061	161	5501	300.30	2008
Anchorage Parks & Recreation	ACTUALS	6064	161	5501	2,390.55	2008
Anchorage Parks & Recreation	ACTUALS	6079	161	5501	45,797.35	2008
Anchorage Parks & Recreation	ACTUALS	6080	161	5501	57,754.46	2008
Anchorage Parks & Recreation	ACTUALS	6088	161	5501	5,298.82	2008
Anchorage Parks & Recreation	ACTUALS	6089	161	5501	7,896.69	2008
Anchorage Parks & Recreation	ACTUALS	6094	161	5501	1,767.09	2008
Anchorage Parks & Recreation	ACTUALS	6095	161	5501	72,066.97	2008
Anchorage Parks & Recreation	ACTUALS	6103	161	5501	33,643.20	2008
Anchorage Parks & Recreation	ACTUALS	6104	161	5501	1,235.07	2008
Anchorage Parks & Recreation	ACTUALS	6105	161	5501	1,320.36	2008
Anchorage Parks & Recreation	ACTUALS	6109	161	5501	1,255.03	2008
Anchorage Parks & Recreation	ACTUALS	6110	161	5501	7,268.64	2008
Anchorage Parks & Recreation	ACTUALS	6145	161	5501	700.09	2008
Anchorage Parks & Recreation	ACTUALS	6147	161	5501	10,148.31	2008
Anchorage Parks & Recreation	ACTUALS	6181	161	5501	2,144.37	2008
Anchorage Parks & Recreation	ACTUALS	6198	161	5501	3,110.17	2008
Anchorage Parks & Recreation	ACTUALS	6666	161	5501	34,428.41	2008
Anchorage Parks & Recreation	ACTUALS	6668	161	5501	12,044.45	2008
Anchorage Parks & Recreation	ACTUALS	6029	161	5502	0.06	2008
Anchorage Parks & Recreation	ACTUALS	6048	161	5502	3,854.34	2008
Anchorage Parks & Recreation	ACTUALS	6064	161	5502	5,079.98	2008
Anchorage Parks & Recreation	ACTUALS	6088	161	5502	11,260.01	2008
Anchorage Parks & Recreation	ACTUALS	6089	161	5502	16,780.43	2008
Anchorage Parks & Recreation	ACTUALS	6094	161	5502	3,755.11	2008
Anchorage Parks & Recreation	ACTUALS	6104	161	5502	4,779.21	2008
Anchorage Parks & Recreation	ACTUALS	6105	161	5502	1,508.95	2008
Anchorage Parks & Recreation	ACTUALS	6110	161	5502	16,403.52	2008
Anchorage Parks & Recreation	ACTUALS	6145	161	5502	2,237.94	2008
Anchorage Parks & Recreation	ACTUALS	6147	161	5502	32,465.62	2008
Anchorage Parks & Recreation	ACTUALS	6181	161	5502	9,359.96	2008

Department	Ledger	Acct	Fund	DeptID	Expended Total	Fiscal Year
Anchorage Parks & Recreation	ACTUALS	6198	161	5502	13,576.08	2008
Anchorage Parks & Recreation	ACTUALS	6666	161	5502	30,196.01	2008
Anchorage Parks & Recreation	ACTUALS	6667	161	5502	3,036.50	2008
Anchorage Parks & Recreation	ACTUALS	6668	161	5502	639,259.45	2008
Anchorage Parks & Recreation	ACTUALS	6048	161	5504	453.42	2008
Anchorage Parks & Recreation	ACTUALS	6061	161	5504	138.75	2008
Anchorage Parks & Recreation	ACTUALS	6064	161	5504	597.67	2008
Anchorage Parks & Recreation	ACTUALS	6080	161	5504	-274.42	2008
Anchorage Parks & Recreation	ACTUALS	6088	161	5504	1,324.73	2008
Anchorage Parks & Recreation	ACTUALS	6089	161	5504	1,974.15	2008
Anchorage Parks & Recreation	ACTUALS	6094	161	5504	441.78	2008
Anchorage Parks & Recreation	ACTUALS	6104	161	5504	322.18	2008
Anchorage Parks & Recreation	ACTUALS	6105	161	5504	565.88	2008
Anchorage Parks & Recreation	ACTUALS	6110	161	5504	3,609.10	2008
Anchorage Parks & Recreation	ACTUALS	6145	161	5504	634.16	2008
Anchorage Parks & Recreation	ACTUALS	6147	161	5504	9,195.95	2008
Anchorage Parks & Recreation	ACTUALS	6181	161	5504	726.18	2008
Anchorage Parks & Recreation	ACTUALS	6198	161	5504	1,053.21	2008
Anchorage Parks & Recreation	ACTUALS	6666	161	5504	76,797.30	2008
Anchorage Parks & Recreation	ACTUALS	6668	161	5504	26,866.82	2008
Anchorage Parks & Recreation	ACTUALS	6029	161	5506	0.07	2008
Anchorage Parks & Recreation	ACTUALS	6048	161	5506	2,720.72	2008
Anchorage Parks & Recreation	ACTUALS	6061	161	5506	2,011.51	2008
Anchorage Parks & Recreation	ACTUALS	6064	161	5506	3,585.85	2008
Anchorage Parks & Recreation	ACTUALS	6080	161	5506	-1,097.69	2008
Anchorage Parks & Recreation	ACTUALS	6088	161	5506	7,948.19	2008
Anchorage Parks & Recreation	ACTUALS	6089	161	5506	11,845.01	2008
Anchorage Parks & Recreation	ACTUALS	6094	161	5506	2,650.65	2008
Anchorage Parks & Recreation	ACTUALS	6104	161	5506	5,101.43	2008
Anchorage Parks & Recreation	ACTUALS	6105	161	5506	2,200.56	2008
Anchorage Parks & Recreation	ACTUALS	6109	161	5506	179.27	2008
Anchorage Parks & Recreation	ACTUALS	6110	161	5506	9,862.30	2008
Anchorage Parks & Recreation	ACTUALS	6145	161	5506	1,563.12	2008
Anchorage Parks & Recreation	ACTUALS	6147	161	5506	22,482.81	2008
Anchorage Parks & Recreation	ACTUALS	6181	161	5506	10,006.62	2008
Anchorage Parks & Recreation	ACTUALS	6198	161	5506	14,514.12	2008
Anchorage Parks & Recreation	ACTUALS	6048	161	5507	226.76	2008
Anchorage Parks & Recreation	ACTUALS	6061	161	5507	165.12	2008
Anchorage Parks & Recreation	ACTUALS	6064	161	5507	298.78	2008
Anchorage Parks & Recreation	ACTUALS	6080	161	5507	-274.40	2008
Anchorage Parks & Recreation	ACTUALS	6088	161	5507	662.38	2008
Anchorage Parks & Recreation	ACTUALS	6089	161	5507	987.07	2008
Anchorage Parks & Recreation	ACTUALS	6094	161	5507	220.92	2008
Anchorage Parks & Recreation	ACTUALS	6104	161	5507	322.14	2008
Anchorage Parks & Recreation	ACTUALS	6105	161	5507	125.77	2008
Anchorage Parks & Recreation	ACTUALS	6110	161	5507	2,662.25	2008
Anchorage Parks & Recreation	ACTUALS	6145	161	5507	301.52	2008
Anchorage Parks & Recreation	ACTUALS	6147	161	5507	4,365.75	2008
Anchorage Parks & Recreation	ACTUALS	6181	161	5507	835.79	2008
Anchorage Parks & Recreation	ACTUALS	6198	161	5507	1,212.23	2008
Anchorage Parks & Recreation	ACTUALS	6666	161	5507	16,634.64	2008
Anchorage Parks & Recreation	ACTUALS	6668	161	5507	5,819.47	2008
Anchorage Parks & Recreation	ACTUALS	6048	161	5508	1,360.35	2008
Anchorage Parks & Recreation	ACTUALS	6061	161	5508	361.36	2008

Department	Ledger	Acct	Fund	DeptID	Expended Total	Fiscal Year
Anchorage Parks & Recreation	ACTUALS	6064	161	5508	1,792.95	2008
Anchorage Parks & Recreation	ACTUALS	6080	161	5508	-274.43	2008
Anchorage Parks & Recreation	ACTUALS	6088	161	5508	3,974.13	2008
Anchorage Parks & Recreation	ACTUALS	6089	161	5508	5,922.52	2008
Anchorage Parks & Recreation	ACTUALS	6094	161	5508	1,325.27	2008
Anchorage Parks & Recreation	ACTUALS	6104	161	5508	912.86	2008
Anchorage Parks & Recreation	ACTUALS	6105	161	5508	125.75	2008
Anchorage Parks & Recreation	ACTUALS	6109	161	5508	5,737.18	2008
Anchorage Parks & Recreation	ACTUALS	6110	161	5508	7,520.20	2008
Anchorage Parks & Recreation	ACTUALS	6145	161	5508	577.67	2008
Anchorage Parks & Recreation	ACTUALS	6147	161	5508	8,405.04	2008
Anchorage Parks & Recreation	ACTUALS	6181	161	5508	1,906.09	2008
Anchorage Parks & Recreation	ACTUALS	6198	161	5508	2,764.57	2008
Anchorage Parks & Recreation	ACTUALS	6668	161	5508	13,918.47	2008
Anchorage Parks & Recreation	ACTUALS	6029	161	5602	0.07	2008
Anchorage Parks & Recreation	ACTUALS	6048	161	5602	4,081.03	2008
Anchorage Parks & Recreation	ACTUALS	6061	161	5602	1,283.23	2008
Anchorage Parks & Recreation	ACTUALS	6064	161	5602	5,378.77	2008
Anchorage Parks & Recreation	ACTUALS	6088	161	5602	11,922.35	2008
Anchorage Parks & Recreation	ACTUALS	6089	161	5602	17,767.55	2008
Anchorage Parks & Recreation	ACTUALS	6094	161	5602	3,976.04	2008
Anchorage Parks & Recreation	ACTUALS	6104	161	5602	3,007.17	2008
Anchorage Parks & Recreation	ACTUALS	6105	161	5602	2,892.20	2008
Anchorage Parks & Recreation	ACTUALS	6109	161	5602	17,390.75	2008
Anchorage Parks & Recreation	ACTUALS	6110	161	5602	32,052.29	2008
Anchorage Parks & Recreation	ACTUALS	6145	161	5602	1,649.55	2008
Anchorage Parks & Recreation	ACTUALS	6147	161	5602	20,993.22	2008
Anchorage Parks & Recreation	ACTUALS	6181	161	5602	6,081.15	2008
Anchorage Parks & Recreation	ACTUALS	6198	161	5602	8,820.37	2008
Anchorage Parks & Recreation	ACTUALS	6666	161	5602	280,097.52	2008
Anchorage Parks & Recreation	ACTUALS	6667	161	5602	595.20	2008
Anchorage Parks & Recreation	ACTUALS	6668	161	5602	684,373.45	2008
Anchorage Parks & Recreation	ACTUALS	6029	161	5603	0.11	2008
Anchorage Parks & Recreation	ACTUALS	6048	161	5603	5,668.18	2008
Anchorage Parks & Recreation	ACTUALS	6061	161	5603	1,485.79	2008
Anchorage Parks & Recreation	ACTUALS	6064	161	5603	7,470.58	2008
Anchorage Parks & Recreation	ACTUALS	6080	161	5603	-274.42	2008
Anchorage Parks & Recreation	ACTUALS	6088	161	5603	16,558.84	2008
Anchorage Parks & Recreation	ACTUALS	6089	161	5603	24,677.08	2008
Anchorage Parks & Recreation	ACTUALS	6094	161	5603	5,522.19	2008
Anchorage Parks & Recreation	ACTUALS	6104	161	5603	3,597.81	2008
Anchorage Parks & Recreation	ACTUALS	6105	161	5603	4,338.25	2008
Anchorage Parks & Recreation	ACTUALS	6109	161	5603	5,378.56	2008
Anchorage Parks & Recreation	ACTUALS	6110	161	5603	18,526.06	2008
Anchorage Parks & Recreation	ACTUALS	6145	161	5603	2,074.20	2008
Anchorage Parks & Recreation	ACTUALS	6147	161	5603	30,014.83	2008
Anchorage Parks & Recreation	ACTUALS	6181	161	5603	6,777.05	2008
Anchorage Parks & Recreation	ACTUALS	6198	161	5603	9,829.66	2008
Anchorage Parks & Recreation	ACTUALS	6667	161	5603	5,515.58	2008
Anchorage Parks & Recreation	ACTUALS	6668	161	5603	35,124.87	2008
Anchorage Parks & Recreation	ACTUALS	6029	161	5604	0.14	2008
Anchorage Parks & Recreation	ACTUALS	6048	161	5604	8,162.15	2008
Anchorage Parks & Recreation	ACTUALS	6061	161	5604	2,863.96	2008
Anchorage Parks & Recreation	ACTUALS	6064	161	5604	10,757.55	2008

2008 Expend - GAAP - ICP Units.xls
CSP IGCs--all units

Department	Ledger	Acct	Fund	DeptID	Expended Total	Fiscal Year
Anchorage Parks & Recreation	ACTUALS	6080	161	5604	-1,097.69	2008
Anchorage Parks & Recreation	ACTUALS	6088	161	5604	23,844.73	2008
Anchorage Parks & Recreation	ACTUALS	6089	161	5604	35,535.00	2008
Anchorage Parks & Recreation	ACTUALS	6094	161	5604	7,951.95	2008
Anchorage Parks & Recreation	ACTUALS	6104	161	5604	7,249.34	2008
Anchorage Parks & Recreation	ACTUALS	6105	161	5604	754.44	2008
Anchorage Parks & Recreation	ACTUALS	6109	161	5604	14,522.16	2008
Anchorage Parks & Recreation	ACTUALS	6110	161	5604	23,200.99	2008
Anchorage Parks & Recreation	ACTUALS	6145	161	5604	1,485.49	2008
Anchorage Parks & Recreation	ACTUALS	6147	161	5604	21,507.02	2008
Anchorage Parks & Recreation	ACTUALS	6181	161	5604	15,505.46	2008
Anchorage Parks & Recreation	ACTUALS	6198	161	5604	22,489.71	2008
Anchorage Parks & Recreation	ACTUALS	6666	161	5604	36,349.95	2008
Anchorage Parks & Recreation	ACTUALS	6668	161	5604	461,803.05	2008
Anchorage Parks & Recreation	ACTUALS	6080	101	5611	90.07	2008
Anchorage Parks & Recreation	ACTUALS	6095	101	5611	125.31	2008
Anchorage Parks & Recreation	ACTUALS	6110	101	5611	187.54	2008

Department	Ledger	Acct	Fund	DeptID	Expended Total	Fiscal Year
Neighborhoods	ACTUALS	6061	231	15206G	1.00	2008
Neighborhoods	ACTUALS	6091	231	15206G	8.00	2008
Neighborhoods	ACTUALS	6095	231	15206G	14.00	2008
Neighborhoods	ACTUALS	6103	231	15206G	65.00	2008
Neighborhoods	ACTUALS	6104	231	15206G	274.00	2008
Neighborhoods	ACTUALS	6105	231	15206G	10.00	2008
Neighborhoods	ACTUALS	6110	231	15206G	24.00	2008
Neighborhoods	ACTUALS	6145	231	15206G	15.71	2008
Neighborhoods	ACTUALS	6147	231	15206G	62.23	2008
Neighborhoods	ACTUALS	6181	231	15206G	614.00	2008
Neighborhoods	ACTUALS	6198	231	15206G	894.00	2008
Neighborhoods	ACTUALS	6145	241	15233G	28.39	2008
Neighborhoods	ACTUALS	6147	241	15233G	56.51	2008
Neighborhoods	ACTUALS	6145	241	15234G	0.62	2008
Neighborhoods	ACTUALS	6147	241	15234G	1.43	2008
Neighborhoods	ACTUALS	6145	241	15235G	20.46	2008
Neighborhoods	ACTUALS	6147	241	15235G	43.43	2008
Neighborhoods	ACTUALS	6145	241	15236G	17.84	2008
Neighborhoods	ACTUALS	6147	241	15236G	35.76	2008
Neighborhoods	ACTUALS	6145	241	15237G	243.49	2008
Neighborhoods	ACTUALS	6147	241	15237G	531.58	2008
Neighborhoods	ACTUALS	6666	241	15237G	33,073.20	2008
Neighborhoods	ACTUALS	6668	241	15237G	11,669.40	2008
Neighborhoods	ACTUALS	6022	241	15238G	257.00	2008
Neighborhoods	ACTUALS	6061	241	15238G	281.00	2008
Neighborhoods	ACTUALS	6091	241	15238G	1,789.00	2008
Neighborhoods	ACTUALS	6095	241	15238G	5,721.00	2008
Neighborhoods	ACTUALS	6103	241	15238G	19,642.00	2008
Neighborhoods	ACTUALS	6104	241	15238G	746.00	2008
Neighborhoods	ACTUALS	6105	241	15238G	2,946.00	2008
Neighborhoods	ACTUALS	6109	241	15238G	175.00	2008
Neighborhoods	ACTUALS	6110	241	15238G	5,999.00	2008
Neighborhoods	ACTUALS	6145	241	15238G	15.90	2008
Neighborhoods	ACTUALS	6147	241	15238G	30.43	2008
Neighborhoods	ACTUALS	6181	241	15238G	1,126.00	2008
Neighborhoods	ACTUALS	6198	241	15238G	1,618.00	2008
Neighborhoods	ACTUALS	6666	241	15238G	2,746.29	2008
Neighborhoods	ACTUALS	6668	241	15238G	861.68	2008
Neighborhoods	ACTUALS	6145	241	15244G	1.17	2008
Neighborhoods	ACTUALS	6147	241	15244G	2.21	2008
Neighborhoods	ACTUALS	6145	241	15247G	81.39	2008
Neighborhoods	ACTUALS	6147	241	15247G	173.52	2008
Neighborhoods	ACTUALS	6022	241	15248G	130.00	2008
Neighborhoods	ACTUALS	6091	241	15248G	903.00	2008
Neighborhoods	ACTUALS	6095	241	15248G	2,889.00	2008
Neighborhoods	ACTUALS	6103	241	15248G	9,918.00	2008
Neighborhoods	ACTUALS	6104	241	15248G	124.00	2008
Neighborhoods	ACTUALS	6105	241	15248G	1,488.00	2008
Neighborhoods	ACTUALS	6109	241	15248G	88.00	2008
Neighborhoods	ACTUALS	6110	241	15248G	3,029.00	2008
Neighborhoods	ACTUALS	6181	241	15248G	188.00	2008
Neighborhoods	ACTUALS	6198	241	15248G	270.00	2008
Neighborhoods	ACTUALS	6145	231	15267G	10.65	2008
Neighborhoods	ACTUALS	6147	231	15267G	21.23	2008

Department	Ledger	Acct	Fund	DeptID	Expended Total	Fiscal Year
Neighborhoods	ACTUALS	6022	231	15268G	565.00	2008
Neighborhoods	ACTUALS	6061	231	15268G	618.00	2008
Neighborhoods	ACTUALS	6091	231	15268G	3,935.00	2008
Neighborhoods	ACTUALS	6095	231	15268G	12,586.00	2008
Neighborhoods	ACTUALS	6103	231	15268G	33,210.00	2008
Neighborhoods	ACTUALS	6104	231	15268G	2,543.00	2008
Neighborhoods	ACTUALS	6105	231	15268G	6,481.00	2008
Neighborhoods	ACTUALS	6109	231	15268G	385.00	2008
Neighborhoods	ACTUALS	6110	231	15268G	13,757.00	2008
Neighborhoods	ACTUALS	6145	231	15268G	997.71	2008
Neighborhoods	ACTUALS	6147	231	15268G	2,269.71	2008
Neighborhoods	ACTUALS	6181	231	15268G	3,838.00	2008
Neighborhoods	ACTUALS	6198	231	15268G	5,515.00	2008
Neighborhoods	ACTUALS	6145	231	15277G	263.04	2008
Neighborhoods	ACTUALS	6147	231	15277G	530.68	2008
Neighborhoods	ACTUALS	6022	231	15278G	46.00	2008
Neighborhoods	ACTUALS	6061	231	15278G	50.00	2008
Neighborhoods	ACTUALS	6091	231	15278G	322.00	2008
Neighborhoods	ACTUALS	6095	231	15278G	1,031.00	2008
Neighborhoods	ACTUALS	6103	231	15278G	3,539.00	2008
Neighborhoods	ACTUALS	6104	231	15278G	1,533.00	2008
Neighborhoods	ACTUALS	6105	231	15278G	530.00	2008
Neighborhoods	ACTUALS	6109	231	15278G	32.00	2008
Neighborhoods	ACTUALS	6110	231	15278G	1,080.00	2008
Neighborhoods	ACTUALS	6145	231	15278G	186.75	2008
Neighborhoods	ACTUALS	6147	231	15278G	382.73	2008
Neighborhoods	ACTUALS	6181	231	15278G	2,313.00	2008
Neighborhoods	ACTUALS	6198	231	15278G	3,325.00	2008
Neighborhoods	ACTUALS	6022	231	15308G	9.00	2008
Neighborhoods	ACTUALS	6061	231	15308G	10.00	2008
Neighborhoods	ACTUALS	6091	231	15308G	67.00	2008
Neighborhoods	ACTUALS	6095	231	15308G	215.00	2008
Neighborhoods	ACTUALS	6103	231	15308G	741.00	2008
Neighborhoods	ACTUALS	6104	231	15308G	31.00	2008
Neighborhoods	ACTUALS	6105	231	15308G	111.00	2008
Neighborhoods	ACTUALS	6109	231	15308G	6.00	2008
Neighborhoods	ACTUALS	6110	231	15308G	226.00	2008
Neighborhoods	ACTUALS	6145	231	15308G	81.16	2008
Neighborhoods	ACTUALS	6147	231	15308G	188.97	2008
Neighborhoods	ACTUALS	6181	231	15308G	47.00	2008
Neighborhoods	ACTUALS	6198	231	15308G	67.00	2008

2008 Expend - GAAP - ICP Units.xls
IGC expend-all units

IGC Expenditures Treated as Direct Costs

Department	Ledger	Acct	Fund	DeptID	Expended Total	Fiscal Year
Economic & Community Development	ACTUALS	6085	101	5105	1,588.92	2008
Economic & Community Development	ACTUALS	6086	101	5105	2,163.84	2008
Economic & Community Development	ACTUALS	6145	101	5105	8,918.21	2008
Economic & Community Development	ACTUALS	6147	101	5105	33,903.74	2008
Economic & Community Development	ACTUALS	6145	101	5118	1,594.17	2008
Economic & Community Development	ACTUALS	6147	101	5118	6,084.41	2008
Economic & Community Development	ACTUALS	6145	162	5119	270.68	2008
Economic & Community Development	ACTUALS	6147	162	5119	950.60	2008
Economic & Community Development	ACTUALS	6085	101	5355	10,209.55	2008
Economic & Community Development	ACTUALS	6086	101	5355	776.12	2008
Economic & Community Development	ACTUALS	6145	101	5355	7,266.12	2008
Economic & Community Development	ACTUALS	6147	101	5355	27,925.66	2008
Economic & Community Development	ACTUALS	6085	101	5364	595.90	2008
Economic & Community Development	ACTUALS	6145	101	5364	19,417.42	2008
Economic & Community Development	ACTUALS	6147	101	5364	74,040.17	2008
Economic & Community Development	ACTUALS	6085	101	5371	2,581.97	2008
Economic & Community Development	ACTUALS	6145	101	5371	18,143.77	2008
Economic & Community Development	ACTUALS	6147	101	5371	69,230.57	2008
Economic & Community Development	ACTUALS	6085	101	5372	6,951.55	2008
Economic & Community Development	ACTUALS	6145	101	5372	13,348.32	2008
Economic & Community Development	ACTUALS	6147	101	5372	50,944.51	2008
Economic & Community Development	ACTUALS	6085	101	5373	13,853.44	2008
Economic & Community Development	ACTUALS	6145	101	5373	6,957.89	2008
Economic & Community Development	ACTUALS	6147	101	5373	26,649.56	2008
Economic & Community Development	ACTUALS	6085	101	5381	248.25	2008
Economic & Community Development	ACTUALS	6145	101	5381	8,401.04	2008
Economic & Community Development	ACTUALS	6147	101	5381	32,044.14	2008
Economic & Community Development	ACTUALS	6085	101	5382	744.78	2008
Economic & Community Development	ACTUALS	6145	101	5382	1,305.04	2008
Economic & Community Development	ACTUALS	6147	101	5382	4,979.40	2008
Economic & Community Development	ACTUALS	6085	162	5470	943.46	2008
Economic & Community Development	ACTUALS	6145	162	5470	9,656.67	2008
Economic & Community Development	ACTUALS	6147	162	5470	37,276.45	2008
Economic & Community Development	ACTUALS	6085	162	5473	49.62	2008
Economic & Community Development	ACTUALS	6145	162	5473	5,211.88	2008
Economic & Community Development	ACTUALS	6147	162	5473	19,894.85	2008
Economic & Community Development	ACTUALS	6001	461	5481	25,083.76	2008
Economic & Community Development	ACTUALS	6145	231	53937G	470.67	2008
Economic & Community Development	ACTUALS	6147	231	53937G	1,459.59	2008
Economic & Community Development	ACTUALS	6145	231	53938G	339.31	2008
Economic & Community Development	ACTUALS	6147	231	53938G	1,344.76	2008
Economic & Community Development	ACTUALS	6145	231	53947G	352.42	2008
Economic & Community Development	ACTUALS	6147	231	53947G	1,386.78	2008
Economic & Community Development	ACTUALS	6145	231	53948G	186.71	2008
Economic & Community Development	ACTUALS	6147	231	53948G	739.88	2008
Economic & Community Development	ACTUALS	6085	231	53978G	2,115.00	2008
Economic & Community Development	ACTUALS	6145	231	53978G	174.38	2008
Economic & Community Development	ACTUALS	6147	231	53978G	691.07	2008
Economic & Community Development	ACTUALS	6085	231	53988G	182.25	2008

2008 Expend - GAAP - ICP Units.xls
IGC expend-all units

IGC Expenditures Treated as Direct Costs

Department	Ledger	Acct	Fund	DeptID	Expended Total	Fiscal Year
Economic & Community Developmen	ACTUALS	6145	261	54630G	388.77	2008
Economic & Community Developmen	ACTUALS	6147	261	54630G	548.58	2008

2008 Expend - GAAP - ICP Units.xls
IGC expend-all units

IGC Expenditures Treated as Direct Costs

Department	Ledger	Acct	Fund	DeptID	Expended Total	Fiscal Year
Anchorage Parks & Recreation	ACTUALS	6001	461	5402	1,334.23	2008
Anchorage Parks & Recreation	ACTUALS	6001	401	5417	804.47	2008
Anchorage Parks & Recreation	ACTUALS	6001	461	5424	353.75	2008
Anchorage Parks & Recreation	ACTUALS	6001	461	5430	26,480.71	2008
Anchorage Parks & Recreation	ACTUALS	6001	461	5431	17,833.17	2008
Anchorage Parks & Recreation	ACTUALS	6001	461	5435	1,586.74	2008
Anchorage Parks & Recreation	ACTUALS	6001	461	5436	42,060.91	2008
Anchorage Parks & Recreation	ACTUALS	6145	106	5480	42.25	2008
Anchorage Parks & Recreation	ACTUALS	6147	106	5480	612.66	2008
Anchorage Parks & Recreation	ACTUALS	6001	461	5492	-0.02	2008
Anchorage Parks & Recreation	ACTUALS	6001	461	5498	161,732.76	2008
Anchorage Parks & Recreation	ACTUALS	6145	461	5498	0.05	2008
Anchorage Parks & Recreation	ACTUALS	6147	461	5498	0.74	2008
Anchorage Parks & Recreation	ACTUALS	6085	161	5501	1,092.40	2008
Anchorage Parks & Recreation	ACTUALS	6086	161	5501	4,092.47	2008
Anchorage Parks & Recreation	ACTUALS	6145	161	5501	700.09	2008
Anchorage Parks & Recreation	ACTUALS	6147	161	5501	10,148.31	2008
Anchorage Parks & Recreation	ACTUALS	6085	161	5502	99.31	2008
Anchorage Parks & Recreation	ACTUALS	6145	161	5502	2,237.94	2008
Anchorage Parks & Recreation	ACTUALS	6147	161	5502	32,465.62	2008
Anchorage Parks & Recreation	ACTUALS	6001	161	5504	5,796.97	2008
Anchorage Parks & Recreation	ACTUALS	6085	161	5504	99.33	2008
Anchorage Parks & Recreation	ACTUALS	6145	161	5504	634.16	2008
Anchorage Parks & Recreation	ACTUALS	6147	161	5504	9,195.95	2008
Anchorage Parks & Recreation	ACTUALS	6001	161	5506	97.66	2008
Anchorage Parks & Recreation	ACTUALS	6085	161	5506	99.32	2008
Anchorage Parks & Recreation	ACTUALS	6145	161	5506	1,563.12	2008
Anchorage Parks & Recreation	ACTUALS	6147	161	5506	22,482.81	2008
Anchorage Parks & Recreation	ACTUALS	6085	161	5507	744.74	2008
Anchorage Parks & Recreation	ACTUALS	6145	161	5507	301.52	2008
Anchorage Parks & Recreation	ACTUALS	6147	161	5507	4,365.75	2008
Anchorage Parks & Recreation	ACTUALS	6085	161	5508	148.96	2008
Anchorage Parks & Recreation	ACTUALS	6145	161	5508	577.67	2008
Anchorage Parks & Recreation	ACTUALS	6147	161	5508	8,405.04	2008
Anchorage Parks & Recreation	ACTUALS	6085	161	5602	16,087.88	2008
Anchorage Parks & Recreation	ACTUALS	6145	161	5602	1,649.55	2008
Anchorage Parks & Recreation	ACTUALS	6147	161	5602	20,993.22	2008
Anchorage Parks & Recreation	ACTUALS	6085	161	5603	8,540.40	2008
Anchorage Parks & Recreation	ACTUALS	6145	161	5603	2,074.20	2008
Anchorage Parks & Recreation	ACTUALS	6147	161	5603	30,014.83	2008
Anchorage Parks & Recreation	ACTUALS	6085	161	5604	1,142.05	2008
Anchorage Parks & Recreation	ACTUALS	6145	161	5604	1,485.49	2008
Anchorage Parks & Recreation	ACTUALS	6147	161	5604	21,507.02	2008
Anchorage Parks & Recreation	ACTUALS	6001	462	5626	4,018.49	2008

2008 Expend - GAAP - ICP Units.xls
IGC expend-all units

IGC Expenditures Treated as Direct Costs

Department	Ledger	Acct	Fund	DeptID	Expended Total	Fiscal Year
Neighborhoods	ACTUALS	6145	231	15206G	15.71	2008
Neighborhoods	ACTUALS	6147	231	15206G	62.23	2008
Neighborhoods	ACTUALS	6145	241	15233G	28.39	2008
Neighborhoods	ACTUALS	6147	241	15233G	56.51	2008
Neighborhoods	ACTUALS	6145	241	15234G	0.62	2008
Neighborhoods	ACTUALS	6147	241	15234G	1.43	2008
Neighborhoods	ACTUALS	6001	241	15235G	26,699.85	2008
Neighborhoods	ACTUALS	6145	241	15235G	20.46	2008
Neighborhoods	ACTUALS	6147	241	15235G	43.43	2008
Neighborhoods	ACTUALS	6145	241	15236G	17.84	2008
Neighborhoods	ACTUALS	6147	241	15236G	35.76	2008
Neighborhoods	ACTUALS	6085	241	15237G	1,367.22	2008
Neighborhoods	ACTUALS	6145	241	15237G	243.49	2008
Neighborhoods	ACTUALS	6147	241	15237G	531.58	2008
Neighborhoods	ACTUALS	6145	241	15238G	15.90	2008
Neighborhoods	ACTUALS	6147	241	15238G	30.43	2008
Neighborhoods	ACTUALS	6145	241	15244G	1.17	2008
Neighborhoods	ACTUALS	6147	241	15244G	2.21	2008
Neighborhoods	ACTUALS	6145	241	15247G	81.39	2008
Neighborhoods	ACTUALS	6147	241	15247G	173.52	2008
Neighborhoods	ACTUALS	6145	231	15267G	10.65	2008
Neighborhoods	ACTUALS	6147	231	15267G	21.23	2008
Neighborhoods	ACTUALS	6085	231	15268G	6,058.65	2008
Neighborhoods	ACTUALS	6145	231	15268G	997.71	2008
Neighborhoods	ACTUALS	6147	231	15268G	2,269.71	2008
Neighborhoods	ACTUALS	6085	231	15277G	90.00	2008
Neighborhoods	ACTUALS	6145	231	15277G	263.04	2008
Neighborhoods	ACTUALS	6147	231	15277G	530.68	2008
Neighborhoods	ACTUALS	6145	231	15278G	186.75	2008
Neighborhoods	ACTUALS	6147	231	15278G	382.73	2008
Neighborhoods	ACTUALS	6145	231	15308G	81.16	2008
Neighborhoods	ACTUALS	6147	231	15308G	188.97	2008

2008 Expend - GAAP - ICP Units.xls
Unallowable expend, dir + indir

Department	Ledger	Acct	Fund	DeptID	Expended Total	Fiscal Year
Economic & Community Development	ACTUALS	3815	401	1619	10,598.45	2008
Economic & Community Development	ACTUALS	5201	401	1619	500,000.00	2008
Economic & Community Development	ACTUALS	5401	401	1633	221,741.16	2008
Economic & Community Development	ACTUALS	5411	401	1633	9,131.12	2008
Economic & Community Development	ACTUALS	3111	101	5105	393.21	2008
Economic & Community Development	ACTUALS	3804	101	5105	115.00	2008
Economic & Community Development	ACTUALS	3815	101	5105	107,480.00	2008
Economic & Community Development	ACTUALS	6073	101	5105	85,689.99	2008
Economic & Community Development	ACTUALS	6076	101	5105	23,198.40	2008
Economic & Community Development	ACTUALS	3815	101	5107	1,148,500.00	2008
Economic & Community Development	ACTUALS	3815	101	5109	514,449.00	2008
Economic & Community Development	ACTUALS	3815	101	5118	92,265.00	2008
Economic & Community Development	ACTUALS	4101	301	5120	100,000.00	2008
Economic & Community Development	ACTUALS	4102	301	5120	236,812.50	2008
Economic & Community Development	ACTUALS	4101	101	5122	90,000.00	2008
Economic & Community Development	ACTUALS	4102	101	5122	13,953.62	2008
Economic & Community Development	ACTUALS	4103	101	5122	9.90	2008
Economic & Community Development	ACTUALS	3815	101	5123	236,450.00	2008
Economic & Community Development	ACTUALS	5401	401	5124	8,655.56	2008
Economic & Community Development	ACTUALS	5411	401	5124	53,798.37	2008
Economic & Community Development	ACTUALS	5604	401	5124	32,467.34	2008
Economic & Community Development	ACTUALS	3901	740	5142	2,440.00	2008
Economic & Community Development	ACTUALS	3815	101	5210	3,968,668.29	2008
Economic & Community Development	ACTUALS	3901	101	5355	51,357.00	2008
Economic & Community Development	ACTUALS	5411	101	5371	1,099.35	2008
Economic & Community Development	ACTUALS	5603	101	5372	8,582.39	2008
Economic & Community Development	ACTUALS	5401	101	5381	7,720.00	2008
Economic & Community Development	ACTUALS	5411	101	5382	11,817.23	2008
Economic & Community Development	ACTUALS	5412	101	5382	1,838.39	2008
Economic & Community Development	ACTUALS	5604	101	5382	62,058.85	2008
Economic & Community Development	ACTUALS	3815	162	5470	29,000.00	2008
Economic & Community Development	ACTUALS	5603	162	5470	8,701.37	2008
Economic & Community Development	ACTUALS	4101	162	5471	197,400.00	2008
Economic & Community Development	ACTUALS	4102	162	5471	173,191.74	2008
Economic & Community Development	ACTUALS	4103	162	5471	85.34	2008
Economic & Community Development	ACTUALS	3901	162	5474	2,639,870.00	2008
Economic & Community Development	ACTUALS	5411	231	53917G	5,570.82	2008
Economic & Community Development	ACTUALS	3815	231	54826G	13,500.00	2008
Economic & Community Development	ACTUALS	5302	261	54846G	73,507.72	2008

2008 Expend - GAAP - ICP Units.xls
Unallowable expend, dir + indir

Department	Ledger	Acct	Fund	DeptID	Expended Total	Fiscal Year
Anchorage Parks & Recreation	ACTUALS	5401	462	1682	7,200.00	2008
Anchorage Parks & Recreation	ACTUALS	5602	462	1682	81,426.00	2008
Anchorage Parks & Recreation	ACTUALS	4101	161	5121	1,435,741.82	2008
Anchorage Parks & Recreation	ACTUALS	4102	161	5121	1,154,601.38	2008
Anchorage Parks & Recreation	ACTUALS	4103	161	5121	487.00	2008
Anchorage Parks & Recreation	ACTUALS	4112	161	5121	64,070.00	2008
Anchorage Parks & Recreation	ACTUALS	4113	161	5121	3,932.00	2008
Anchorage Parks & Recreation	ACTUALS	5302	461	5402	314,125.65	2008
Anchorage Parks & Recreation	ACTUALS	5402	461	5402	6,470.00	2008
Anchorage Parks & Recreation	ACTUALS	5302	401	5417	48,848.25	2008
Anchorage Parks & Recreation	ACTUALS	5301	461	5430	49,228.00	2008
Anchorage Parks & Recreation	ACTUALS	3901	461	5432	1.45	2008
Anchorage Parks & Recreation	ACTUALS	5401	461	5436	10,000.00	2008
Anchorage Parks & Recreation	ACTUALS	5101	462	5477	43,067.74	2008
Anchorage Parks & Recreation	ACTUALS	5301	462	5478	15,971.60	2008
Anchorage Parks & Recreation	ACTUALS	5101	462	5479	579,204.57	2008
Anchorage Parks & Recreation	ACTUALS	5301	462	5479	499,999.00	2008
Anchorage Parks & Recreation	ACTUALS	3815	106	5480	79,758.00	2008
Anchorage Parks & Recreation	ACTUALS	3901	106	5480	200,000.00	2008
Anchorage Parks & Recreation	ACTUALS	5302	461	5492	189,630.02	2008
Anchorage Parks & Recreation	ACTUALS	5302	461	5497	451,035.99	2008
Anchorage Parks & Recreation	ACTUALS	5603	461	5497	7,777.00	2008
Anchorage Parks & Recreation	ACTUALS	5302	461	5498	341,939.79	2008
Anchorage Parks & Recreation	ACTUALS	3818	161	5501	2,768.90	2008
Anchorage Parks & Recreation	ACTUALS	5401	161	5502	80,634.46	2008
Anchorage Parks & Recreation	ACTUALS	5603	161	5502	16,786.17	2008
Anchorage Parks & Recreation	ACTUALS	3111	161	5504	8,738.50	2008
Anchorage Parks & Recreation	ACTUALS	3804	161	5504	37.00	2008
Anchorage Parks & Recreation	ACTUALS	5401	161	5504	7,890.00	2008
Anchorage Parks & Recreation	ACTUALS	5411	161	5504	1,606.67	2008
Anchorage Parks & Recreation	ACTUALS	5603	161	5504	5,497.47	2008
Anchorage Parks & Recreation	ACTUALS	5411	161	5506	3,823.51	2008
Anchorage Parks & Recreation	ACTUALS	5603	161	5506	5,032.83	2008
Anchorage Parks & Recreation	ACTUALS	5411	161	5602	4,308.46	2008
Anchorage Parks & Recreation	ACTUALS	5603	161	5602	6,756.24	2008
Anchorage Parks & Recreation	ACTUALS	5604	161	5602	7,663.85	2008
Anchorage Parks & Recreation	ACTUALS	3815	101	5611	98,000.00	2008
Anchorage Parks & Recreation	ACTUALS	3815	161	5613	561,680.00	2008
Anchorage Parks & Recreation	ACTUALS	5301	462	5626	18,110.40	2008
Anchorage Parks & Recreation	ACTUALS	5301	462	5627	372,532.63	2008

2008 Expend - GAAP - ICP Units.xls
Unallowable expend, dir + indir

Department	Ledger	Acct	Fund	DeptID	Expended Total	Fiscal Year
Neighborhoods	ACTUALS	3815	241	1508G	68,367.33	2008
Neighborhoods	ACTUALS	3815	241	15241G	152,873.61	2008
Neighborhoods	ACTUALS	3815	241	15242G	48,419.58	2008
Neighborhoods	ACTUALS	3815	241	15243G	65,451.84	2008
Neighborhoods	ACTUALS	3815	241	15244G	3,505.94	2008
Neighborhoods	ACTUALS	3815	241	15245G	347,437.91	2008
Neighborhoods	ACTUALS	3815	241	15246G	280,795.15	2008
Neighborhoods	ACTUALS	3815	241	15247G	219,611.65	2008
Neighborhoods	ACTUALS	3815	241	15248G	576,542.55	2008
Neighborhoods	ACTUALS	3815	241	15257G	10,000.00	2008
Neighborhoods	ACTUALS	3815	241	15258G	10,298.00	2008
Neighborhoods	ACTUALS	3815	231	15268G	4,990.00	2008
Neighborhoods	ACTUALS	4106	241	15295G	173,395.30	2008
Neighborhoods	ACTUALS	3815	241	1596G	44,240.00	2008

INTRAGOVERNMENTAL CHARGE-OUT METHODOLOGIES

INTRAGOVERNMENTAL CHARGES METHODOLOGIES

DEPARTMENT NAME: Economic & Community Development *CONTACT:* Linda Brooks

DIVISION NAME: Administration *TELEPHONE:* 343-4359

BUDGET UNIT (DEPTID NUMBER AND NAME): 5105 OECD Administration

APPROVED BY: _____
(Signature of Department Director)

SERVICES PROVIDED:

Provides policy direction, administrative services, and overall management of departments, divisions, grants, contracts, and Municipal-owned facilities that are under the Office of Economic & Community Development so that policies, goals, and objectives of the Mayor and the Assembly are achieved.

BUDGET PREPARATION METHODOLOGY:

Major functions:
(1) Oversee operations of the Planning Department, Heritage Land Bank (HLB), Community Development, Port, Library, Museum, and Parks & Recreation (2) oversee contractors who manage major Municipal-owned facilities such as Sullivan Arena, Egan Convention Center, and Performing Arts Center (3) manage Municipal grants that are made to a variety of community, recreational, and arts non-profit groups (4) take the lead on a variety of economic development projects such as a new convention center, "E" Street corridor project, Mt. View Redevelopment, Glacier Winner Creek development in Girdwood, etc.

IGCs were calculated by estimating the amount of OECD staff time spent working in each of the four major functional areas. Staff costs associated with work done in function area one (1), overseeing various MOA departments and divisions, are to be allocated out to those departments and divisions. Costs are allocated out to the departments/divisions proportionately based on the size of each department/division's personnel budget.

Staff costs associated with work done in function area two (2), overseeing major facility contracts, are allocated out to the reserve funds and facility budgets for those facilities. Each facility's reserve fund revenues is the variable used to scale IGCs to each facility to the facility's ability to pay (i.e. Sullivan Arena should pay more in IGCs than McDonald Arena.)

No IGCs are charged for staff costs associated with work done in function area three (3).

Staff costs incurred in area four (4) are mostly absorbed by the Areawide General Fund, but 8.4% of staff costs are charged to the Capital Overhead reflecting upon work done by the office to advance the Municipality's capital projects.

CHARGE-OUT METHODOLOGY: ☐ Allocating ☐ Non-allocating ☒ Combination

43.7% of Dept ID 5105's costs will be allocated out per the above methodology. The remaining 56.3% is not to be allocated out and thus remain in the Areawide General Fund.

REVISION DATE: _____

OMB DIRECTOR SIGNATURE: _____ 2006

INTRAGOVERNMENTAL CHARGES METHODOLOGIES

DEPARTMENT NAME: Economic & Community Development *CONTACT:* Lynette Kuykendall

DIVISION NAME: Museum of History and Art *TELEPHONE:* 343-6177

BUDGET UNIT (DEPTID NUMBER AND NAME): 5210 Museum

APPROVED BY: _____
(Signature of Department Director)

SERVICES PROVIDED:

The Museum 1) coordinates the Art in Public Places projects for the Municipality and the Anchorage School District and 2) rents parking space in the Museum garage.

BUDGET PREPARATION METHODOLOGY:

Budgeted amounts are based on the following:

1) For Art in Public Places, the estimates are developed using prior year timesheets (by project) and construction schedules. This estimate is budgeted to the state grant reserve account as it is not known what level of effort will be expended for each project or what projects will be active during the year.

2) For the parking garage, costs are developed based on established fee schedules and number of spaces required. These costs are entered into the budget preparation allocation table as a "flat rate" charge.

CHARGE-OUT METHODOLOGY: ☐ Allocating ☒ Non-allocating ☐ Combination

1) For Art in Public Places, records are kept on the time spent on each project. Actual costs are billed to each project utilizing journal entries for Municipality projects.

2) For garage parking, using departments are billed for required parking spaces utilizing a journal entry. Billing is computed at the established fee schedule for each vehicle.

REVISION DATE: _____

OMB DIRECTOR SIGNATURE: _____

2004

INTRAGOVERNMENTAL CHARGES METHODOLOGIES

DEPARTMENT NAME: Anchorage Parks and Recreation ***CONTACT:*** Elizabeth Stanley

DIVISION NAME: Administration ***TELEPHONE:*** 343-4501

BUDGET UNIT (DEPTID NUMBER AND NAME): 5501 Administration

APPROVED BY: _____
(Signature of Department Director)

SERVICES PROVIDED:

Administrative services, such as personnel, payroll, budgeting, and financial reporting, are provided for Girdwood and Eagle River parks & recreation programs.

BUDGET PREPARATION METHODOLOGY:

Budgeted amounts are based on prior year actual costs, adjusted for any known changes in levels of service or cost of service. These estimates are entered into the budget preparation allocation table as a flat rate charge.

CHARGE-OUT METHODOLOGY: ☐ Allocating ☒ Non-allocating ☐ Combination

Actual charges are accumulated as the job progresses. Costs are then charged to the requesting budget unit through a journal entry.

REVISION DATE: _____

OMB DIRECTOR SIGNATURE: _____

2006

INTRAGOVERNMENTAL CHARGES METHODOLOGIES

DEPARTMENT NAME: Anchorage Parks and Recreation ***CONTACT:*** Elizabeth Stanley

DIVISION NAME: Parks ***TELEPHONE:*** 343-4501

BUDGET UNIT (DEPTID NUMBER AND NAME): 5504 Park Planning

APPROVED BY: _____
(Signature of Department Director)

SERVICES PROVIDED:

Park planning services are provided to Girdwood and Eagle River parks and recreation programs.

Management services are provided for projects funded by grants and contributions.

BUDGET PREPARATION METHODOLOGY:

Budgeted amounts are based on estimated costs to provide services. These estimates are entered into the budget preparation allocation table as a flat rate charge.

CHARGE-OUT METHODOLOGY: ☐ Allocating ☒ Non-allocating ☐ Combination

Actual charges are accumulated as the job progresses. Costs are then charged to the requesting budget unit through a journal entry.

REVISION DATE: _____

OMB DIRECTOR SIGNATURE: _____

1/2
2006

INTRAGOVERNMENTAL CHARGES METHODOLOGIES

DEPARTMENT NAME: Anchorage Parks and Recreation ***CONTACT:*** Elizabeth Stanley

DIVISION NAME: Parks ***TELEPHONE:*** 343-4501

BUDGET UNIT (DEPTID NUMBER AND NAME): 5504 Park Planning

APPROVED BY: _____
(Signature of Department Director)

SERVICES PROVIDED:

Park planning services are provided to Capital Improvement Plan

Management services are provided for projects funded by State and Federal legistrative grants, Municipal bonds and contributions.

BUDGET PREPARATION METHODOLOGY:

Budgeted amounts are based on estimated costs to provide services. These estimates are entered into the budget preparation allocation table as a flat rate charge.

CHARGE-OUT METHODOLOGY: ☐ Allocating ☒ Non-allocating ☐ Combination

Actual charges are accumulated as the job progresses. Costs are then charged to the requesting budget unit through a journal entry.

REVISION DATE: _____

OMB DIRECTOR SIGNATURE: _____

2/2
2006

INTRAGOVERNMENTAL CHARGES METHODOLOGIES

DEPARTMENT NAME: Anchorage Parks and Recreation ***CONTACT:*** Elizabeth Stanley

DIVISION NAME: Parks ***TELEPHONE:*** 343-4501

BUDGET UNIT (DEPTID NUMBER AND NAME): 5506 Horticulture

APPROVED BY: _____
(Signature of Department Director)

SERVICES PROVIDED:

Landscaping services are provided to municipal agencies outside of Anchorage Parks & Recreation Service Area.

BUDGET PREPARATION METHODOLOGY:

Budgeted amounts are based on estimated costs, using prior year actual costs, and adjusting for any known changes in level of services or cost of service. These estimates are entered into the budget preparation allocation table as a flat rate charge.

CHARGE-OUT METHODOLOGY: ☐ Allocating ☒ Non-allocating ☐ Combination

A "per unit" charge is computed for various horticulture services (acre of turf, tree maintenance, flower production, flower maintenance, hanging basket). Each requesting budget unit is charged by journal entry at year end for services received during year.

REVISION DATE: _____ 2006

OMB DIRECTOR SIGNATURE: _____

INTRAGOVERNMENTAL CHARGES METHODOLOGIES

DEPARTMENT NAME: Office of Economic and Community Development ***CONTACT:*** Carolyn Bloom

DIVISION NAME: Parks & Recreation ***TELEPHONE:*** 343-4501

BUDGET UNIT (DEPTID NUMBER AND NAME): 5507 Volunteer Program

APPROVED BY: _____
(Signature of Department Director)

SERVICES PROVIDED:

Volunteer Programs staff members assist Girdwood and Eagle River Parks and Recreation Service areas with their beautification and other volunteer programs.

BUDGET PREPARATION METHODOLOGY:

Budgeted amounts are based on prior year actual costs, adjusted for any known changes in levels of service or cost of service. These estimates are entered into the budget preparation allocation table as a flat rate charge.

CHARGE-OUT METHODOLOGY: ☐ Allocating ☒ Non-allocating ☐ Combination

Actual charges are accumulated as the job progresses. Costs are then charged to the requesting budget unit through a journal entry.

REVISION DATE: _____

OMB DIRECTOR SIGNATURE: _____

2004

INTRAGOVERNMENTAL CHARGES METHODOLOGIES

DEPARTMENT NAME: Anchorage Parks and Recreation ***CONTACT:*** Elizabeth Stanley

DIVISION NAME: Parks ***TELEPHONE:*** 343-4501

BUDGET UNIT (DEPTID NUMBER AND NAME): 5508 Community Work Service

APPROVED BY: _____
(Signature of Department Director)

SERVICES PROVIDED:

Community Work Service crews, with supervisors, are provided to municipal agencies outside of Anchorage Parks & Recreation Service Area.

BUDGET PREPARATION METHODOLOGY:

Budgeted amounts are based on estimated costs, using prior year actual costs, and adjusting for any known changes in level of services or cost of service. These estimates are entered into the budget preparation allocation table as a flat rate charge.

CHARGE-OUT METHODOLOGY: ☐ Allocating ☒ Non-allocating ☐ Combination

Actual charges are accumulated as each job progresses. Costs are then charged to the requesting budget uint through a journal entry.

REVISION DATE: _____

OMB DIRECTOR SIGNATURE: _____ 2006

INTRAGOVERNMENTAL CHARGES METHODOLOGIES

DEPARTMENT NAME: Anchorage Parks and Recreation ***CONTACT:*** Elizabeth Stanley

DIVISION NAME: Recreation ***TELEPHONE:*** 343-4501

BUDGET UNIT (DEPTID NUMBER AND NAME): 5602 Recreation, Park District Admin. Facility Operaiton

APPROVED BY: _____
(Signature of Department Director)

SERVICES PROVIDED:

Park and Facility Rentals within the Anchorage Parks & Recreation Service Area.

BUDGET PREPARATION METHODOLOGY:

Budgeted amounts are based on estimated costs, using prior year actual costs, and adjusting for any known changes in level of services or cost of service. These estimates are entered into the budget preparation allocation table as a flat rate charge.

CHARGE-OUT METHODOLOGY: ☐ Allocating ☒ Non-allocating ☐ Combination

Park and Facility Rental Rate per hour or day use.

REVISION DATE: _____

OMB DIRECTOR SIGNATURE: _____

2006

INTRAGOVERNMENTAL CHARGES METHODOLOGIES

DEPARTMENT NAME: Office of Economic and Community Development ***CONTACT:*** Cindy Liggett

DIVISION NAME: Parks and Recreation ***TELEPHONE:*** 343-4599

BUDGET UNIT (DEPTID NUMBER AND NAME): 5603 Recreation Facilities

APPROVED BY: _____
(Signature of Department Director)

SERVICES PROVIDED:

Responsible for the operation of recreation facilities and parks which include renting facilities and equipment to other Municipal agencies.

BUDGET PREPARATION METHODOLOGY:

Budgeted amounts are based on prior year actual costs, adjusted for any known changes in levels of service or cost of service. These estimates are entered into the budget preparation allocation table as a flat rate charge.

CHARGE-OUT METHODOLOGY: ☐ Allocating ☒ Non-allocating ☐ Combination

Charges for scheduled uses are computed according to the current fee schedule, recorded on use permits and charged to the appropriate budget unit using a journal entry.

REVISION DATE: _____

OMB DIRECTOR SIGNATURE: _____

2004

INTRAGOVERNMENTAL CHARGES METHODOLOGIES

DEPARTMENT NAME: Anchorage Parks & Recreational ***CONTACT:*** Elizabeth Stanley

DIVISION NAME: Recreation ***TELEPHONE:*** 343-4501

BUDGET UNIT (DEPTID NUMBER AND NAME): 5604 Aquatics

APPROVED BY: _____
(Signature of Department Director)

SERVICES PROVIDED:

Aquatic services are provided to the Anchorage Fire Department to allowed AFD dive and emergency water rescue teams to conduct regular training in the swimming pools.

BUDGET PREPARATION METHODOLOGY:

Budgeted amounts are based on estimated costs, using prior year actual costs, and adjusting for any known changes in level of services or cost of service. These estimates are entered into the budget preparation allocation table as a flat rate charge.

Pool Rental Rate is $100.00 per hour.
AFD projected use is 10 hours for 2006

CHARGE-OUT METHODOLOGY: ☐ Allocating ☒ Non-allocating ☐ Combination

A "per hour" charge is computed for swimming pool rentals. Each requesting budget unit is charged by journal entry at year end for services received during year.

REVISION DATE: _____

OMB DIRECTOR SIGNATURE: _____ 2006