

# 2019 Proposed Capital Improvement Budget

# 2019 - 2024 Proposed Capital Improvement Program



**Municipality of Anchorage, Alaska**  
Ethan Berkowitz, Mayor



# Municipality of Anchorage

Ethan Berkowitz, Mayor

October 2, 2018

Dear Residents:

I am pleased to present the proposed 2019 Capital Improvement Budget (CIB) and the proposed 2019-2024 Capital Improvement Program (CIP) for the Municipality of Anchorage.

The CIP supports the maintenance and development of infrastructure so that Anchorage has the foundation for a strong economy and vibrant community. This document includes proposed capital funding support with local bonds, and state and federal funds. In many cases, proposed bond funds leverage matching non-local dollars. Separate capital budgets exist for the Anchorage School District proposed improvements and the municipally-owned utilities.

While the CIB proposes a list of projects in 2019 for consideration, the community establishes a proposed local bond package for voters' consideration after the Assembly approves the CIB. The proposed April 2019 bond packages are developed to include projects in the CIB.

Reduced state support for local and state-owned facilities and infrastructure requires Anchorage to be more self-reliant and innovative in order to responsibly invest in and maintain our roads, parks and facilities.

Please review the capital budget and offer your comments and suggestions. A variety of projects are available for consideration, including our transportation system (roads, trails and transit), public buildings, indoor and outdoor recreation facilities, as well as capital needs for enhanced public safety.

The Municipal Assembly will hold public work sessions and hearings on the capital budget in October. The Municipal Clerk's office will send notices for those meetings. We look forward to working with you to maintain, build and grow Anchorage.

Regards, and thank you,

Ethan Berkowitz

## **MUNICIPALITY OF ANCHORAGE**

### **ETHAN BERKOWITZ, MAYOR**

#### **ASSEMBLY**

Forrest Dunbar, Chair (2019)	Amy Demboski (2019)	Felix Rivera (2020)
Christopher Constant (2020)	Fred Dyson (2020)	Dick Traini, (2019)
Eric Croft (2019)	Suzanne LaFrance (2020)	John Weddleton (2019)
Austin Quinn-Davidson (2020)	Pete Petersen (2020)	

#### **BUDGET ADVISORY COMMISSION**

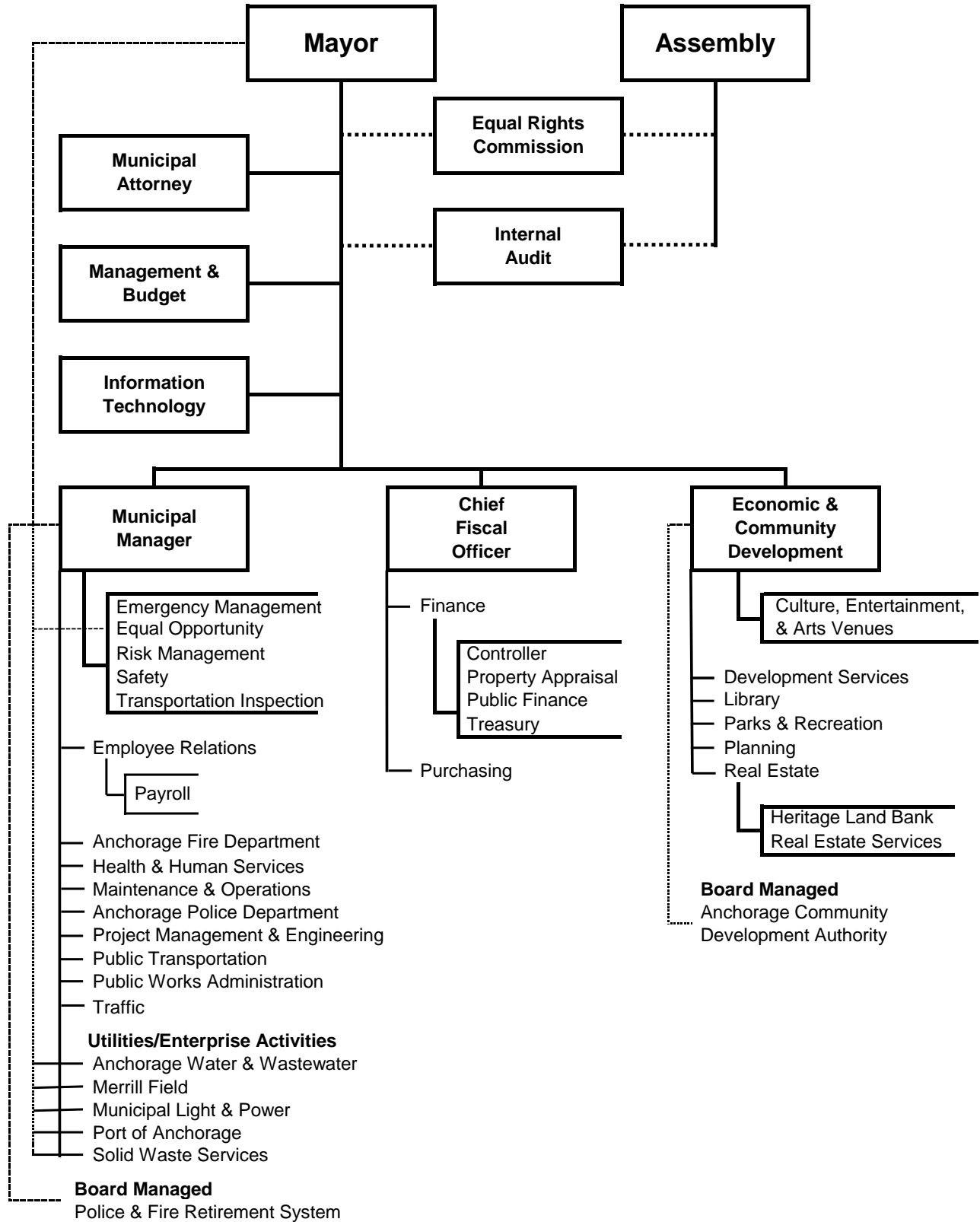
Alfred Tamagni, Chair (2018)	Lyndea Kelleher (2021)	Carla McConnell (2019)
Lois Epstein (2020)	Jonathan King (2019)	Alyssa Rodrigues (2021)
Tasha Hotch (2019)	Nolan Klouda (2020)	Jedediah Smith (2020)
	Karl von Lührte (2018)	

#### **OFFICE OF MANAGEMENT AND BUDGET**

	Lance Wilber, Director	
Marilyn Banzhaf	Christine Chesnut	Leilah Lawyer
	Courtney Petersen	



# MUNICIPALITY OF ANCHORAGE



## 2019 Capital Improvement Budget 2019 - 2024 Capital Improvement Program

### Table of Contents

	<u>Page</u>
<b>CAPITAL OVERVIEW</b> .....	1
<b>CAPITAL IMPROVEMENT BUDGET</b>	<b>CIB</b>
Department Summary by Funding Source .....	1
Department Summary by Division and Funding Source.....	2
Bond Funding Requests by Department .....	4
State Funding Requests by Department .....	7
Federal Funding Requests by Department.....	8
Other Funding Requests by Department.....	9
All Projects Alphabetically .....	11
<b>CAPITAL IMPROVEMENT PROGRAM</b>	<b>CIP</b>
Department Summary by Year .....	1
Department Summary by Division and Year .....	2
Department Summary by Funding Source .....	4
Department Summary by Division and Funding Source.....	5
Bond Funding Requests by Department .....	7
State Funding Requests by Department .....	11
Federal Funding Requests by Department.....	15
Other Funding Requests by Department.....	16
All Projects Alphabetically .....	18
<b>ECONOMIC &amp; COMMUNITY DEVELOPMENT DEPARTMENT</b>	<b>ECD</b>
Capital Improvement Budget.....	1
Capital Improvement Program .....	2
Project Details .....	3
<b>FIRE DEPARTMENT</b>	<b>FD</b>
Capital Improvement Budget.....	1
Capital Improvement Program .....	2
Project Details .....	4
<b>HEALTH DEPARTMENT</b>	<b>HHS</b>
Capital Improvement Budget.....	1
Capital Improvement Program .....	2
Project Details .....	3
<b>INFORMATION TECHNOLOGY DEPARTMENT</b>	<b>IT</b>
Capital Improvement Budget.....	1
Capital Improvement Program .....	2
Project Details .....	4

## Table of Contents

---

	<u>Page</u>
<b>LIBRARY DEPARTMENT</b>	<b>LIB</b>
Capital Improvement Budget .....	1
Capital Improvement Program .....	2
Project Details .....	3
<b>MAINTENANCE &amp; OPERATIONS</b>	<b>MO</b>
Capital Improvement Budget .....	1
Capital Improvement Program .....	2
Project Details .....	5
<b>PARKS &amp; RECREATION DEPARTMENT</b>	<b>PR</b>
Capital Improvement Budget .....	1
Capital Improvement Program .....	2
Project Details .....	6
<b>POLICE DEPARTMENT</b>	<b>PD</b>
Capital Improvement Budget .....	1
Capital Improvement Program .....	2
Project Details .....	3
<b>PROJECT MANAGEMENT &amp; ENGINEERING</b>	<b>PME</b>
Capital Improvement Budget .....	1
Capital Improvement Program .....	2
Project Details .....	17
<b>PUBLIC TRANSPORTATION DEPARTMENT</b>	<b>PT</b>
Capital Improvement Budget .....	1
Capital Improvement Program .....	2
Project Details .....	3
<b>TRAFFIC</b>	<b>TD</b>
Capital Improvement Budget .....	1
Capital Improvement Program .....	2
Project Details .....	3
<b>STATE ROAD PROJECTS</b>	<b>SOA</b>
Project Details .....	1

## Capital Overview

---

The capital budget consists of capital projects, which are a set of activities that maintain or improve a city asset, often referred to as infrastructure—from buildings, to park trails, to roads. These activities can be new construction, expansion, renovation, or replacement of existing infrastructure. Project costs can include the cost of land, engineering, architectural planning, and contractual services required to complete the project.

Capital projects also include purchase of infrastructure, plant, and equipment that meet the following thresholds:

Land	Capitalize All
Buildings	> \$100,000
Building Improvements	> \$50,000
Land Improvements	> \$50,000
Machinery & Equipment	> \$5,000
Vehicles	> \$5,000
Office Furniture and Fixtures	> \$5,000
Computer Software and Hardware	> \$1,000
Infrastructure	> \$1,000,000
Library Collections	Capitalize All
Art Objects	Capitalize All

## Project Budget

---

The Municipality has two documents that govern planning and funding of capital projects:

- Capital Improvement Budget (CIB) identifies project scope, funding sources, and cost for the upcoming fiscal year; and
- Capital Improvement Program (CIP) has a longer-term outlook that identifies projects for the next six years, including the upcoming fiscal year.

## Planning Process

---

Management & Budget (OMB) prepares a draft of the upcoming year's CIB in March. For each proposed project title, the CIB lists its scope, funding source, amount, and timeline to complete the project. The Mayor's proposed capital budget includes projects identified by municipal departments and citizens that reflect his priorities, which are projects that protect the public's safety and take care of the existing infrastructure.

Starting in March, a survey is distributed to local community councils who prioritize projects as well as identify additional needs. In July, the Mayor's priorities are communicated to departments. By August, municipal departments combine the community council priorities, the Mayor's priorities, and the conditions of existing infrastructure to develop a proposed CIB/CIP draft for the Mayor. The Mayor might then request additional information and make changes, which are reflected in the CIB and CIP that is submitted to the Assembly as the proposed CIB and proposed CIP by the codified due date in early October.

## Approval Process

---

The Anchorage Municipal Code (AMC) states the timeline for approval of the CIB and CIP:

- 120 days before the end of the fiscal year the Assembly must be provided a preliminary summary of the CIB and CIP (AMC 6.10.040). This summary is high-level and includes the total of the projects by department, year, and funding source;
- 90 days prior to the end of the fiscal year the proposed CIB and CIP are submitted to the Assembly (Section 13.03); and
- The Planning and Zoning Commission is required to review the capital budgets and make recommendations to the Assembly (AMC 21.10.015.A.6).

Once the proposed budgets are formally introduced in early October, the Assembly may hold work sessions to discuss the proposed budgets presented. Two public hearings are also required, which may be held in October and November, at which the public can testify.

In late November or early December, the Assembly takes final action on the proposed budgets. As part of this process, the Assembly can revise and adjust the capital budgets. The general government capital budget/capital program will be adopted at least 21 days prior to the end of the fiscal year of the Municipality (AMC 6.10.040).



## Annual Capital Improvement Budget (CIB)<sup>[1]</sup> and Capital Improvement Program (CIP)<sup>[2]</sup> Development Process

Approximate Timing of Events

	JAN	FEB	MAR	APR	MAY	JUN	JUL	AUG	SEP	OCT	NOV	DEC
	<b>CIB/CIP REVIEW</b>											
<b>BUDGET PROCESS</b>			Community Council Survey developed	Community Council (CC) Survey distributed  CC Survey results received		MOA Depts begin developing CIB/CIP	MOA Depts generate complete draft of CIB/CIP	OMB analysis  Mayor review/comments	Preliminary and proposed CIB/CP prepared and introduced to Assembly -- Commissions review	Work sessions, Assembly comments, and Public hearings	Assembly amendments  Final approval	Approved CIB/CIP published
<b>BONDS</b>	Final administration Bond propositions developed and introduced to Assembly	Bond proposition hearing - Assembly approves ballot propositions	Final Bond fact sheet distributed	Bond vote/ election	Bond election certified	Assembly appropriation of Bonds						Bond propositions drafted (from approved CIB/CIP)
<b>STATE [3] / FEDERAL GRANTS</b>	Legislative program approved by Assembly and delivered to Legislators	Federal funding priorities developed/ delivered to Congress	Liaison with Legislature during session	Capital Budget Bill passed	Governor reviews Capital Budget Bill	State Grants awarded  Assembly AR Approved (effective 7/1)						Legislative program developed

3

[1] Refers to the current budget year, i.e., the next calendar year

[2] Refers to the six year program including the current budget year and an additional five years

[3] Grant funding requests are detailed in the CIB/CIP; State grant requests are subsequently summarized for the Legislature in a document referred to as the MOA Legislative Program; grants approved by the Legislature are included in the Capital Budget bill and forwarded to the Governor; grants included in the Capital Budget bill and not vetoed by the Governor become effective July 1.

2019 Proposed General Government Capital Budget  
**Municipality of Anchorage**  
**Operating & Capital Budgets -- General Government / Utilities / Enterprises**  
**2019 Budget Preparation Calendar (Preliminary) - May 2018**

Action	Date	Category
Community Council Surveys Available Online	Mar 1	Capital
Community Council surveys due to OMB	May 31	Capital
Rollover of QwesticaBudget prior-year revised to budget-year proposed operating and capital	June	All
Qwestica budget available to departments	June 6	All
OMB request CIB/CIP projects from Departments	June 18	Capital
All Department preliminary capital budget changes to CIB due to OMB	June 29	Capital
OMB distributes Mayor's funding guidance and priorities to departments	June 25-29	Operating
OMB review, analyze, compile preliminary CIB to Mayor	July 2-13	Capital
Mayor's first preliminary review of list of projects	July 16-17	Capital
Send preliminary CIB to Finance for fund certification	July 18-20	Capital
CIB discussion with Mayor	July 23-27	Capital
AEDC to provide data for Six-Year Fiscal Program	July 27	Operating
All departments submit proposed changes to operating budgets to OMB	July 30	Operating
OMB compiles summaries of department operating budget changes for Mayor review	July 31-Aug 3	All
Planning & Zoning Commission preview of preliminary working draft CIB/CIP for GG by coordinating with Departments	Aug 6	Capital
Treasury to provide to OMB preliminary revenue projections	Aug 8	Operating
Public Finance to provide fund balance, bond rating, and financial strategies data for Six-Year Fiscal Program	Aug 10	Operating
Treasury to provide revenue data for Six-Year Fiscal Program	Aug 10	Operating
Mayor's decisions on proposed CIB/CIP to OMB	Aug 13	Capital
OMB Completes Proposed CIB/CIP book	Aug 20	Capital
Mayor meets with departments and reviews budget proposals and PVRs	Aug 6-17	All
Service Area budgets due to OMB	Aug 17	Operating
O&M projections due to OMB (OMB to send out file prior to this date)	Aug 17	Operating
Public Finance to provide OMB: review of utility/enterprise 8 year summaries and revenue/expense statements, with focus on: debt, debt/equity ratios, cash pool, cash pool earnings, etc.	Aug	All
Initial assessed value projection due to OMB from Prop. Appraisal	Aug	Operating
Preliminary Tax Cap Calculation by OMB to Mayor	Aug 17	Operating
OMB submits Six-Year Fiscal Program to Mayor	Aug 20	All
Mayor's final decisions on operating budget	Aug 24	Operating
OMB run IGCs	Aug 24	Operating
<b>("120 Day Memo")</b> Mayor's Preliminary budget information to Assembly and online (revenues, tax limit, service priorities, reorganizations, utility/enterprise business plans, update to utility/enterprise strategic plans, and proposed CIPs) { note: due Sat. Sept 1 by code, Monday Sept 3rd MOA holiday}	Aug 31	<b>A</b> All
OMB finalizes Proposed CIB/CIP book and Assembly documents	Sept 4-7	Capital

2019 Proposed General Government Capital Budget  
**Municipality of Anchorage**  
**Operating & Capital Budgets -- General Government / Utilities / Enterprises**  
**2019 Budget Preparation Calendar (Preliminary) - May 2018**

Action	Date		Category
OMB completes GG operating and utility/enterprise budget books and Six-Year Fiscal Program	Sept 10-14		All
OMB completes assembly documents for GG operating and utility/enterprise budgets and Six-Year Fiscal Program	Sept 17-21		All
Assembly worksession, Overview & Highlights of Proposed Budgets	Sept 28		All
<b>OMB submits budgets</b> and Six-Year Fiscal Program to Assembly and online (NLT October 2)	Oct 2	<b>B</b>	All
Formal introduction of Mayor's budgets to Assembly	Oct 9		All
Planning & Zoning Commission recommendations on CIB/CIP; (first Monday after Assembly introduction of Mayor's CIB/CIP)	Oct 15		Capital
Assembly Worksession - General Government Operating & Capital	Oct 19		All
<b>Assembly Public Hearing # 1</b> on proposed budgets	Oct 23	<b>C</b>	All
Assembly Worksession - Utilities/Enterp. Budgets & Legislative Program	Oct 26		Utl / Ent / Leg
<b>Assembly Public Hearing # 2</b> on proposed budgets	Nov 7		All
Assembly Worksession - Assembly proposed amendments	Nov 15-16		All
Administration prepares S-Version	Nov 14-19		All
Assembly Meeting - Assembly amendments and adoption of budgets	Nov 20	<b>D</b>	All
OMB / IT upload adopted budget into financial system for budget year use	Dec 3		Operating

**Note:** All dates are subject to change.

**A**

6.10.040 Submittal and adoption of municipal operating and capital budget. **September**

**A. At least 120 days before the end of the fiscal year the Mayor shall submit to the Assembly the following:**

1. A preliminary general government capital budget/capital program and utilities capital budget/capital program.
2. Proposed utility business plans and update to utility strategic plans.
3. Preliminary general government revenue plan, tax limitation, and administration service priorities.
4. Major departmental consolidations, reorganizations or establishments necessitating changes to Chapter 3.10 or 3.20, pertaining to executive organization, and required by proposed budgets for the next fiscal year.

**B**

**Section 13.02. Six-Year Fiscal Program. October**

At least 90 days before the end of the fiscal year of the municipality the mayor shall submit to the assembly, with recommendations from the planning commission, a six-year program for public services, fiscal policies and capital improvements of the municipality. The program shall include estimates of the effect of capital improvement projects on maintenance, operation and personnel costs. The assembly shall hold at least one public hearing on the six-year program prior to adoption.

**Section 13.03. Operating and capital budget. October**

At least 90 days before the end of the fiscal year of the municipality the Mayor shall submit to the Assembly a proposed operating and capital budget for the next fiscal year. The form and content of the budget shall be consistent with the proposed six-year program. The Mayor shall submit with the budget an analysis of the fiscal implications of all tax levies and programs.

**C**

**Section 13.04. Budget hearing.**

The Assembly shall hold at least two public hearings on the proposed operating and capital budget for the next fiscal year, including one hearing at least 21 days after the budget is submitted to the Assembly, and one hearing at least seven but not more than 14 days prior to the adoption of the budget.

**D**

**6.10.040 Submittal and adoption of municipal operating and capital budget.**

**B.** The general government capital budget/capital program will be adopted at least 21 days prior to the end of the fiscal year of the municipality.

## Funding Sources

---

**General Obligation (GO) Bonds** - GO bonds require voter approval and are placed before voters at the April election. Once approved and the bonds are sold, re-payment is included in the operating budget as debt service. As part of the bond approval process, the Municipality is required to disclose to voters any operations & maintenance (O&M) costs associated with each project. O&M and debt service to repay the bonds are excluded from the Municipality's tax limit.

Bond funding is used to purchase "bricks and mortar" type items with long useful lives. Bond funding can also be used to extend the life of an asset, but not repair it. Bond funding cannot generally be used to purchase assets with very short lives, but if there are sufficient long term assets being financed at the same time, a review can be done to verify that there is sufficient amortization in the early years to repay the debt on those short term items.

Annual debt issuance will be in accordance with the Municipality's formal Debt Management Policy approved by the Anchorage Assembly on July 12, 2016 on Assembly Resolution AR 2016-190, As Amended.

See page 7 for history of voter approved GO bonds.

**State Grants** - Requests for state funding are included in the Municipality's "Legislative Program" that is compiled by the Mayor, approved by the Assembly, and submitted to Anchorage area legislators and the Governor. The goal is to have funding for these projects included in the State of Alaska's capital budget as grants to the Municipality. If approved, these grants are typically effective on July 1, the start of the State's fiscal year.

See page 8 for history of State legislative grants awarded to the Municipality.

**Federal grants** - Applied for on an individual project basis and awarded based on the Federal agency's timetable.

**Other** - Other funding sources include mill levy and operating contributions that are approved in the Municipality's operating budget and are available as early as January. Also, tax-exempt financing, inter-fund loans, or donations are typical in this category. For tax-exempt financing, the term of the loan should not exceed the useful life of the asset nor the period over which it is depreciated (tangible asset) or amortized (intangible asset).

These other types of funding sources are primarily used when projects do not qualify for bonding or state or federal grants or the bonding or state or federal grant options have been exhausted. If the project is approved, the Assembly will decide on the terms and rates for the loans at the appropriation.

## Operations & Maintenance (O&M)

---

Capital investments may generate operating costs and these costs are often times absorbed within the operating budget as on-going. However, these costs may reduce or increase as decisions and actions regarding the control and upkeep are made with the goal of increasing efficiency, reliability, and safety. Efficiency investments will often reduce overall operating cost. Reliability and safety investments might increase overall operating cost. Capturing these costs at the initiative level will help ensure sound decisions.

## General Obligation Bond Propositions History of Voter Approved

(in millions)

Year	Roads and Transit	Public Safety	Parks and Recreation, Library, and Museum	Total
2018	35.6	4.6	7.3	47.5
2017	36.9	4.0	3.7	44.6
2016	36.6	7.9	3.4	47.9
2015	17.3	8.3	2.8	28.3
2014	22.1	2.5	2.6	27.1
2013	21.1	2.1	2.5	25.6
2012	27.5	1.6	2.8	31.8
2011	30.9	2.3	-	33.2
2010	31.3	1.9	-	33.2
2009	40.2	2.5	-	42.7
2008	45.5	4.7	8.9	59.1
2007	36.4	7.0	5.0	48.4
2006	41.1	2.0	-	43.1
2005	46.4	0.5	-	46.9
2004	46.5	8.9	-	55.4
2003	40.0	2.9	-	42.9
2002	34.7	10.7	1.0	46.4
2001	33.9	8.3	4.8	47.0
2000	28.8	6.3	8.0	43.1
<b>Total</b>	<b>652.7</b>	<b>89.0</b>	<b>52.6</b>	<b>794.2</b>

**State Legislative Grants  
History of Awards to the Municipality of Anchorage**

Year	Capital Bill No.	Fire	Police	Health & Human Services	Transit	Project Management & Engineering	Parks & Rec, Library, Museum	Facilities/ Misc	Other *	Total
2018	SB 142	-	2,000,000	-	-	-	-	-	20,000,000	22,000,000
2017	SB 23**	-	-	-	-	-	-	-	-	-
2016	SB 138**	-	-	-	-	-	-	-	-	-
2015	SB 26**	-	-	-	-	-	-	-	-	-
2014	SB 119	-	-	-	-	37,936,581	250,000	41,948,370	-	80,134,951
2013	SB 18	1,550,000	-	-	-	65,910,244	1,313,000	38,492,500	-	107,265,744
2012	SB 160	3,266,700	3,100,000	-	1,075,000	106,125,250	6,963,150	31,267,375	98,500,000	250,297,475
2011	SB 46	1,477,100	3,466,300	-	-	49,527,850	80,000	551,150	30,000,000	85,102,400
2010	SB 230	150,000	450,000	-	250,000	47,901,000	2,206,000	13,125,000	10,155,000	74,237,000
2009	SB 75	-	-	-	-	-	-	1,000,000	-	1,000,000
2008	SB 221/256	54,400	40,000	-	-	81,895,500	1,620,000	16,491,000	2,940,000	103,040,900
2007	SB 53	190,000	567,500	-	1,300,000	39,102,000	1,525,000	2,120,000	4,111,000	48,915,500
2006	SB 231	9,197,500	236,000	-	320,000	28,125,000	11,065,800	2,500,000	10,000,000	61,444,300
2005	SB 46	666,500	100,000	-	-	35,325,000	615,000	7,000,000	1,010,000	44,716,500
2004	SB 283	-	100,000	-	-	424,000	-	-	125,000	649,000
2003	SB 100	-	75,000	-	-	1,169,083	50,000	-	-	1,294,083
2002	SB 2006	440,000	-	55,000	-	7,217,252	30,000	2,150,000	376,294	10,268,546
2001	SB 29	367,800	30,000	200,000	-	8,336,000	125,167	1,250,000	-	10,308,967
2000	SB 192	484,000	500,000	-	-	820,000	1,568,398	970,000	-	4,342,398
1999	SB 32	1,180,000	-	-	-	400,000	1,600,000	1,110,000	-	4,290,000
1998	SB 231	25,000	-	-	-	2,048,996	1,994,484	1,131,158	-	5,199,638
1998	SB 231	-	-	-	-	(1,253,446)	-	-	-	(1,253,446)
1997	SB 107	245,000	-	-	-	1,553,464	1,704,000	2,980,000	-	6,482,464
1997	SB 107	-	-	-	-	(230,421)	(18,793)	-	-	(249,214)
<b>Total</b>		<b>19,294,000</b>	<b>10,664,800</b>	<b>255,000</b>	<b>2,945,000</b>	<b>512,333,353</b>	<b>32,691,206</b>	<b>164,086,553</b>	<b>177,217,294</b>	<b>919,487,206</b>

\* Includes grants to Port of Alaska

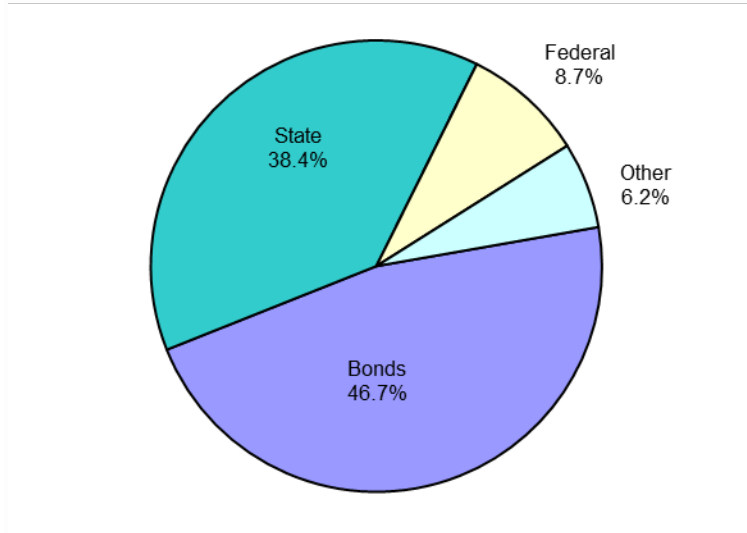
\*\* The Municipality did not receive any State Legislative grants in 2015 (SFY 2016), 2016 (SFY 2017) and 2017 (SFY 2018).

## 2019 Capital Improvement Budget

### 2019 Proposed Funding Sources

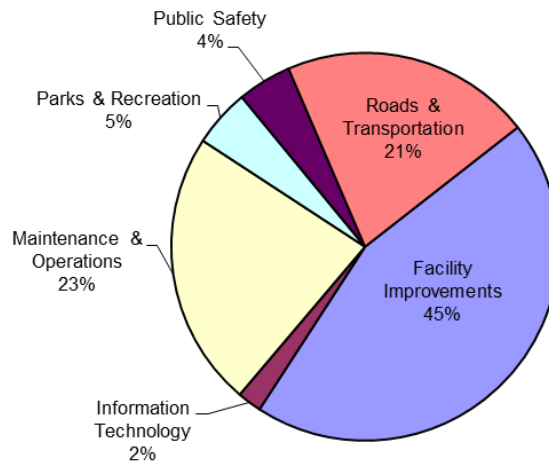
Funds	\$ (millions)	%
Bonds	\$ 54.4	46.7%
State	\$ 44.7	38.4%
Federal	\$ 10.1	8.7%
Other	\$ 7.2	6.2%
<b>Total</b>	<b>\$ 116.5 *</b>	<b>100.0%</b>

\*Does not sum to total due to rounding



### 2019 Project Totals by Functioning Group (in thousands)

Category	\$	%
Facility Improvements	\$ 52,100	45%
Information Technology	\$ 2,362	2%
Maintenance & Operations	\$ 26,800	23%
Parks & Recreation	\$ 5,620	5%
Public Safety	\$ 5,256	5%
Roads & Transportation	\$ 24,351	21%
<b>Total</b>	<b>\$ 116,489</b>	<b>100%</b>



## Significant Non-Routine Capital Projects

---

Most of the approved capital budget is for routine-projects such as paving roads and rehabilitation of municipal facilities. There are a few significant non-routine projects that are one-time in nature; some may have significant impact on the operating budget as defined in the project details.

### Academy Dr/Vanguard Dr Area Traffic Circulation Improvements – Brayton Dr to Abbott Rd – \$3,000,000

This project will upgrade Academy Drive/Vanguard Road to urban collector standards. The improvements will be coordinated with the state project that will construct a 92nd Avenue underpass at the Seward Highway. Improvements are expected to include new pavement and drainage, pedestrian facilities on both sides, street lighting to current standards, and landscaping. A traffic light or roundabout at the intersection with Abbott Road may be included with the project. The 2019 and 2020 bond amounts are for right-of-way acquisition and are necessary to keep the project on schedule ahead of the State of Alaska (SOA) Department of Transportation's planned underpass in the 92nd Avenue alignment. (Project Management & Engineering Department, page PME - 35)

### Anchorage Area-Wide Radio Network Infrastructure Upgrade – \$2,950,000

Upgrade the Anchorage Area-Wide Area Radio Network (AWARN) infrastructure to comply with mandates for Alaskan public safety communications interoperability. This funding request will be used to replace 13 microwave links that connect interagency (Anchorage Police Department, Anchorage Fire Department, and other municipal departments) voice and data radio communication sites together. These links allow mobile personnel throughout the Municipality to communicate among themselves as well as other governmental agencies. The existing equipment was purchased between 1999 and 2006 it is obsolete, no longer supported by manufacturers and becoming undependable. (Maintenance & Operations Department, page MO - 7)

### Anchorage Senior Center – \$2,222,000

This project will replace approximately 8,000 sqft of carpet within the senior center that with regular wear and tear has become a tripping hazard for seniors. The project includes renovation of the bathrooms to bring them to Americans with Disabilities Act (ADA) compliant. Includes compliance for commode height, railings, sink and door accessibility and flooring. The roof has reached its useful life and deterioration of the structure contributes to frequent roof leaks requiring repairs and patches. The aging roof and garage facility will be addressed during this project. (Health & Human Services Department, page HHS - 3)

### APD Headquarters Evidence/Crime Lab Remodel – \$3,500,000

This funding will remodel the current headquarters building at 4501 Elmore Rd. The first level will convert into mainly warehouse space when Detectives and Patrol Administration relocate to the new headquarters building downtown. The crime lab will be expanded to double its current size and the evidence area will be expanded from approximately 4,500 sqft to 30,000 sqft allowing at least one of the outside evidence warehouses to be vacated. (Anchorage Police Department, page PD - 4)

### Campbell Woods Subd Area Road and Drainage Improvements – \$4,000,000

This project will construct drainage improvements in the Campbell Woods subdivision area. The existing storm drain in Edinburgh Drive is undersized. High ground water in the area has led to flooding in residential crawl spaces and cracking/frost heaving of the road surface. The storm drain in Edinburgh Drive is expected to be replaced, in addition, a new connection running south from Lennox Circle will also be constructed. Reconstructing most



of the roads in the subdivision is also expected. The construction is anticipated to be completed in four phases and funding will be pursued accordingly. (Project Management & Engineering Department, page PME - 47)

**Chugiak Senior Center – \$791,000**

This project includes replacing carpet due to buckling and detaching creating safety concerns; includes both administrative and assisted living areas. This funding will be used for parking lot repair, resurfacing, and paving the gravel lot. As well as constructing covered carports for residents to address safety concerns. (Health & Human Services Department, page HHS - 5)

**Reka Dr Southside Separated Pedestrian Facility and Storm Drain Replacement – Bragaw St to Pine St – \$5,200,000**

Construction will improve pedestrian safety and address deteriorating pavement. In addition, it was determined the storm drain pipe in Reka Drive is in a state of imminent collapse. One segment was already replaced in an emergency fix after a failure. This project will construct a separated sidewalk along the south side of this collector street, serving students at Russian Jack Elementary School. The storm drain will also be replaced. A pavement overlay and traffic calming may also be included in the scope. The 2019 bond funding is for a 2019 construction start. (Project Management & Engineering Department, page PME - 136)

**Tudor Centre Dr/Diplomacy Dr Area Resurfacing – \$2,500,000**

These roads require an enormous amount of time in maintenance; they are plagued by potholes that demand constant attention. The roads were rated Condition F in the 2014 Governmental Accounting Standards Board (GASB) road survey. This funding would resurface these roads by rotomilling, reclaiming, or overlaying and bring all pedestrian facilities into Americans with Disabilities Act (ADA) compliance. (Project Management & Engineering Department, page PME - 156)

## 2019 - 2024 Capital Improvement Program

The 2019-2024 Capital Improvement Program (CIP) is a compilation of capital projects proposed for design and/or construction, or purchase and installation during the next six years. For each project proposed, the following items have been included:

- a narrative description of each project;
- the estimated cost of the project or phase of the project;
- the financial effect of the project on operation and maintenance costs

The 2019-2024 CIP was formulated with the participation of Community Councils. Many recommendations have been incorporated into the CIP and noted on the projects of the Community Councils' priority ranking. Informational meetings and review sessions will be held with interested citizen groups, the Planning and Zoning Commission, and the Assembly. Also reflected in the document are needs identified by the staff of the general government departments who would oversee the projects.

Anchorage School District and municipal utility and enterprise departments present separate capital budget/program documents; historical financial data reflected in this document does not include the Anchorage School District or municipal utilities, unless specifically noted.

### 2019 – 2024 O&M

As capital requests are reviewed, awareness of potential operating costs associated with projects is identified at an individual project detail level for the year(s) after the work is complete. For 2019 – 2024 CIP O&M, the identified costs are increases to the operating budget due to addition of facilities expansion (utilities, etc) and road improvements (street maintenance). Yearly costs by departments are projected as follows:

### 2019 - 2024 Capital Improvement Program Operations & Maintenance Estimate

(In Thousands)

Department	2019	2020	2021	2022	2023	2024	Total
Information Technology	829	1,562	1,899	2,048	2,206	2,172	10,716
Library	-	500	500	500	500	-	2,000
Maintenance & Operations	1	56	102	118	117	117	511
Parks & Recreation	166	192	190	186	152	92	978
Project Management & Engineering	189	189	223	223	223	50	1,097
Traffic	20	35	35	35	35	-	160
<b>Total</b>	<b>1,205</b>	<b>2,534</b>	<b>2,949</b>	<b>3,110</b>	<b>3,233</b>	<b>2,431</b>	<b>15,462</b>

## 2019 Capital Improvement Budget Department Summary by Funding Source

(in thousands)

<b>Department</b>	<b>Bonds</b>	<b>State</b>	<b>Federal</b>	<b>Other</b>	<b>Total</b>
Economic & Community Development	-	-	-	225	225
Fire	4,530	-	-	226	4,756
Health & Human Services	3,013	-	-	60	3,073
Information Technology	-	-	-	2,137	2,137
Library	1,160	2,300	-	-	3,460
Maintenance & Operations	4,290	42,401	-	2,826	49,517
Parks & Recreation	3,950	-	1,400	1,120	6,470
Police	3,500	-	-	-	3,500
Project Management & Engineering	31,000	-	-	600	31,600
Public Transportation	1,506	-	8,745	-	10,251
Traffic	1,500	-	-	-	1,500
<b>Total</b>	<b>54,449</b>	<b>44,701</b>	<b>10,145</b>	<b>7,194</b>	<b>116,489</b>

## 2019 Capital Improvement Budget Department Summary by Division and Funding Source

(in thousands)

Department	Bonds	State	Federal	Other	Total
<b>Economic &amp; Community Development</b>					
ECD Administration	-	-	-	225	225
<b>Economic &amp; Community Development</b>	<b>-</b>	<b>-</b>	<b>-</b>	<b>225</b>	<b>225</b>
<b>Fire</b>					
FD Administration	3,480	-	-	226	3,706
FD Emergency Operations	1,050	-	-	-	1,050
<b>Fire</b>	<b>4,530</b>	<b>-</b>	<b>-</b>	<b>226</b>	<b>4,756</b>
<b>Health &amp; Human Services</b>					
H&HS Administration	-	-	-	60	60
H&HS Public Health Initiatives and Partnerships	3,013	-	-	-	3,013
<b>Health &amp; Human Services</b>	<b>3,013</b>	<b>-</b>	<b>-</b>	<b>60</b>	<b>3,073</b>
<b>Information Technology</b>					
IT Application Services	-	-	-	164	164
IT Data Services	-	-	-	225	225
IT SAP Services	-	-	-	350	350
IT Security	-	-	-	500	500
IT Technology Services	-	-	-	898	898
<b>Information Technology</b>	<b>-</b>	<b>-</b>	<b>-</b>	<b>2,137</b>	<b>2,137</b>
<b>Library</b>					
Library	1,160	2,300	-	-	3,460
<b>Library</b>	<b>1,160</b>	<b>2,300</b>	<b>-</b>	<b>-</b>	<b>3,460</b>
<b>Maintenance &amp; Operations</b>					
MO Maintenance & Operations	4,290	42,401	-	2,826	49,517
<b>Maintenance &amp; Operations</b>	<b>4,290</b>	<b>42,401</b>	<b>-</b>	<b>2,826</b>	<b>49,517</b>
<b>Parks &amp; Recreation</b>					
P&R Anch Administration	3,950	-	1,400	-	5,350
P&R Eagle River/Chugiak	-	-	-	1,120	1,120
<b>Parks &amp; Recreation</b>	<b>3,950</b>	<b>-</b>	<b>1,400</b>	<b>1,120</b>	<b>6,470</b>
<b>Police</b>					
PD Admin & Resources	3,500	-	-	-	3,500
<b>Police</b>	<b>3,500</b>	<b>-</b>	<b>-</b>	<b>-</b>	<b>3,500</b>
<b>Project Management &amp; Engineering</b>					
PME Project Management & Engineering	31,000	-	-	600	31,600
<b>Project Management &amp; Engineering</b>	<b>31,000</b>	<b>-</b>	<b>-</b>	<b>600</b>	<b>31,600</b>
<b>Public Transportation</b>					
PTD Administration	200	-	2,250	-	2,450
PTD Operations & Maintenance	1,306	-	6,495	-	7,801
<b>Public Transportation</b>	<b>1,506</b>	<b>-</b>	<b>8,745</b>	<b>-</b>	<b>10,251</b>

## 2019 Capital Improvement Budget Department Summary by Division and Funding Source

(in thousands)

<b>Department</b>	<b>Bonds</b>	<b>State</b>	<b>Federal</b>	<b>Other</b>	<b>Total</b>
<b>Traffic</b>					
TR Traffic Engineering	1,500	-	-	-	1,500
<b>Traffic</b>	<b>1,500</b>	<b>-</b>	<b>-</b>	<b>-</b>	<b>1,500</b>
<b>Total</b>	<b>54,449</b>	<b>44,701</b>	<b>10,145</b>	<b>7,194</b>	<b>116,489</b>

## 2019 Capital Improvement Budget Bond Funding Requests by Department

(in thousands)

Projects	Bonds	State	Federal	Other	Total
<b>Fire</b>					
FD Administration					
Decontamination and Rehabilitation Vehicle	250	-	-	-	250
Fire Air Resources Equipment Replacement	750	-	-	226	976
Fire Engine Replacement	800	-	-	-	800
Fire Ladder Truck Replacement	1,400	-	-	-	1,400
Fire Lifepack 12 Cardiac Monitors the Lucas CPR	280	-	-	-	280
Chest Compression Systems Replacement					
FD Emergency Operations					
Fire Ambulance Replacement	1,050	-	-	-	1,050
<b>Fire</b>	<b>4,530</b>	<b>-</b>	<b>-</b>	<b>226</b>	<b>4,756</b>
<b>Health &amp; Human Services</b>					
H&HS Public Health Initiatives and Partnerships					
Anchorage Senior Center	2,222	-	-	-	2,222
Chugiak Senior Center	791	-	-	-	791
<b>Health &amp; Human Services</b>	<b>3,013</b>	<b>-</b>	<b>-</b>	<b>-</b>	<b>3,013</b>
<b>Library</b>					
Library					
Girdwood Library - Rehabilitation and Upgrades (for 10 Year Anniversary)	135	-	-	-	135
Loussac Library - Elevator Modernization	950	-	-	-	950
Mountain View Library - Safety Rehabilitation and Upgrades (for 10 Year Anniversary)	75	-	-	-	75
<b>Library</b>	<b>1,160</b>	<b>-</b>	<b>-</b>	<b>-</b>	<b>1,160</b>
<b>Maintenance &amp; Operations</b>					
MO Maintenance & Operations					
Anchorage Area-Wide Radio Network Infrastructure Upgrade	2,950	-	-	-	2,950
Anchorage Memorial Cemetery	350	-	-	-	350
Facility Safety/Code Upgrades	490	-	-	-	490
Porcupine Building Roof Replacement	500	-	-	-	500
<b>Maintenance &amp; Operations</b>	<b>4,290</b>	<b>-</b>	<b>-</b>	<b>-</b>	<b>4,290</b>
<b>Parks &amp; Recreation</b>					
P&R Anch Administration					
Campbell Creek Trail Rehabilitation and Way Finding	750	-	-	-	750
Chester Creek Complex Facility Safety, Security and ADA Upgrades	400	-	-	-	400
Cuddy Family Midtown Park Warming Facility	250	-	-	-	250
Dave Rose Park - Parking Lot Expansion	50	-	-	-	50
Elderberry Park	500	-	-	-	500
Facility Safety Upgrades	200	-	-	-	200
Government Hill Community-wide Park Plan and Improvements	150	-	-	-	150
Hamilton Park Trail and Playground Renovation	200	-	-	-	200
Northeast Connector Trail	300	-	1,400	-	1,700

## 2019 Capital Improvement Budget Bond Funding Requests by Department

(in thousands)

Projects	Bonds	State	Federal	Other	Total
Russian Jack Springs Park Safety and ADA Improvements	350	-	-	-	350
Tikishla Park	400	-	-	-	400
Ure Park Improvements	100	-	-	-	100
William B Lyons Park Playground Installation	300	-	-	-	300
<b>Parks &amp; Recreation</b>	<b>3,950</b>	<b>-</b>	<b>1,400</b>	<b>-</b>	<b>5,350</b>
<b>Police</b>					
PD Admin & Resources					
APD Headquarters Evidence/Crime Lab Remodel	3,500	-	-	-	3,500
<b>Police</b>	<b>3,500</b>	<b>-</b>	<b>-</b>	<b>-</b>	<b>3,500</b>
<b>Project Management &amp; Engineering</b>					
PME Project Management & Engineering					
120th Ave Upgrade - Johns Rd to Old Seward Hwy	1,000	-	-	-	1,000
15th Ave Surface Rehab - Minnesota Dr to Gambell St	500	-	-	-	500
4th Ave Signals and Lighting Upgrade - A St to E St	3,000	-	-	-	3,000
Academy Dr/Vanguard Dr Area Traffic Circulation Improvements - Brayton Dr to Abbott Rd	3,000	-	-	-	3,000
ADA Improvements	500	-	-	-	500
Alaska Railroad Crossing Rehabs	500	-	-	-	500
ARDSA Alley Paving	300	-	-	-	300
ARDSA Street Light Improvements	250	-	-	-	250
Campbell Woods Subd Area Road and Drainage Improvements	4,000	-	-	-	4,000
Commercial Dr Surface Rehab - 3rd Ave to Mountain View Dr	500	-	-	-	500
E 68th Ave/Greenwood Dr Area Drainage Improvements	300	-	-	-	300
Flooding, Glaciation, and Drainage Annual Program	1,400	-	-	-	1,400
Four Seasons Mobile Home Park Area Storm Drain Improvements	400	-	-	-	400
Image Dr/Reflection Dr Area Road Reconstruction	2,000	-	-	-	2,000
Intersection Resurfacing	100	-	-	-	100
Kwik Log Subdivision Area Surface Rehab	150	-	-	-	150
Low Impact Development Annual Program	250	-	-	-	250
Mesquite Cir and E 80th Ave Area Lighting Improvements	500	-	-	-	500
Old Seward Hwy Surface Rehab - Tudor Rd to International Airport Rd	500	-	-	-	500
Pedestrian Safety and Rehab Annual Program	1,000	-	-	-	1,000
Recycled Asphalt Pavement (RAP) and Subbase Rehabilitation	600	-	-	-	600
Reka Dr Southside Separated Pedestrian Facility and Storm Drain Replacement - Bragaw St to Pine St	5,200	-	-	-	5,200
Road and Storm Drain Improvements Annual Program	1,000	-	-	-	1,000
Sound Barrier/Retaining Wall Replacement	250	-	-	-	250
Storm Drain Condition Assessment and Rehabilitation Program	1,000	-	-	-	1,000

## 2019 Capital Improvement Budget Bond Funding Requests by Department

(in thousands)

Projects	Bonds	State	Federal	Other	Total
Tall Spruce/Whitehall/Crawford/Terry Resurfacing	300	-	-	-	300
Tudor Centre Dr/Diplomacy Dr Area Resurfacing	2,500	-	-	-	2,500
<b>Project Management &amp; Engineering</b>	<b>31,000</b>	-	-	-	<b>31,000</b>
<b>Public Transportation</b>					
PTD Administration					
C St and 7th Ave Bus Stop Improvement	200	-	1,000	-	1,200
PTD Operations & Maintenance					
Bus Stop Improvements	76	-	380	-	456
Capital Vehicle Maintenance	40	-	200	-	240
ITS/Automated Operating Systems	400	-	2,000	-	2,400
Support Equipment	40	-	200	-	240
Transit Facility Rehab/Upgrades	390	-	2,000	-	2,390
Transit Fleet Vehicle Replacement	360	-	1,715	-	2,075
<b>Public Transportation</b>	<b>1,506</b>	-	<b>7,495</b>	-	<b>9,001</b>
<b>Traffic</b>					
TR Traffic Engineering					
Anchorage Signal System, Signage, and Safety Improvements	250	-	-	-	250
Intersection Safety and Congestion Relief Annual Program	250	-	-	-	250
School Zone Safety	500	-	-	-	500
Traffic Calming and Safety Improvements	500	-	-	-	500
<b>Traffic</b>	<b>1,500</b>	-	-	-	<b>1,500</b>
<b>Total</b>	<b>54,449</b>	-	<b>8,895</b>	<b>226</b>	<b>63,570</b>



## 2019 Capital Improvement Budget State Funding Requests by Department

(in thousands)

Projects	State	Bonds	Federal	Other	Total
<b>Library</b>					
Library					
Downtown Library	2,300	-	-	-	2,300
<b>Library</b>	<b>2,300</b>	<b>-</b>	<b>-</b>	<b>-</b>	<b>2,300</b>
<b>Maintenance &amp; Operations</b>					
MO Maintenance & Operations					
AFD Vehicle Maintenance Facility Upgrades	500	-	-	-	500
Anchorage Golf Course	6,250	-	-	-	6,250
Anchorage Historical Properties Renovations	2,920	-	-	-	2,920
Anchorage Senior Center Renovations	3,680	-	-	-	3,680
Anchorage Senior Center Sky Light Replacement	250	-	-	-	250
APDES Stormwater Maintenance Equipment	2,600	-	-	-	2,600
Ben Boeke Ice Arena Upgrades	745	-	-	-	745
Chugiak Senior Center Phase II and III	5,080	-	-	-	5,080
Dempsey Anderson Ice Arena Upgrades	680	-	-	-	680
Dena'ina Center	1,125	-	-	-	1,125
Deteriorated Properties Remediation	900	-	-	-	900
Egan Center Upgrades	225	-	-	-	225
Fleet Maintenance Shop	750	-	-	-	750
Girdwood Multipurpose Community Facility	2,856	-	-	-	2,856
Major Municipal Facility Fire Alarm System Replacement Phase III	500	-	-	-	500
Major Municipal Facility Upgrade Projects - Deferred	1,200	-	-	-	1,200
Performing Arts Center Upgrades	3,700	-	-	-	3,700
Pool Filtration System	2,000	-	-	-	2,000
Reeve Blvd Street Maintenance Facility	2,300	-	-	-	2,300
Replace Glacier City Hall and Little Bears Facilities - Girdwood	1,500	-	-	-	1,500
Security Fencing at Old ANMC Hospital Property	200	-	-	-	200
Sullivan Arena Facility Upgrades	940	-	-	-	940
Underground Contaminated Site Remediation	1,500	-	-	-	1,500
<b>Maintenance &amp; Operations</b>	<b>42,401</b>	<b>-</b>	<b>-</b>	<b>-</b>	<b>42,401</b>
<b>Total</b>	<b>44,701</b>	<b>-</b>	<b>-</b>	<b>-</b>	<b>44,701</b>

## 2019 Capital Improvement Budget Federal Funding Requests by Department

(in thousands)

Projects	Federal	Bonds	State	Other	Total
<b>Parks &amp; Recreation</b>					
P&R Anch Administration					
Northeast Connector Trail	1,400	300	-	-	1,700
<b>Parks &amp; Recreation</b>	<b>1,400</b>	<b>300</b>	<b>-</b>	<b>-</b>	<b>1,700</b>
<b>Public Transportation</b>					
PTD Administration					
Bus Storage Roof Repair	1,250	-	-	-	1,250
C St and 7th Ave Bus Stop Improvement	1,000	200	-	-	1,200
PTD Operations & Maintenance					
Bus Stop Improvements	380	76	-	-	456
Capital Vehicle Maintenance	200	40	-	-	240
ITS/Automated Operating Systems	2,000	400	-	-	2,400
Support Equipment	200	40	-	-	240
Transit Facility Rehab/Upgrades	2,000	390	-	-	2,390
Transit Fleet Vehicle Replacement	1,715	360	-	-	2,075
<b>Public Transportation</b>	<b>8,745</b>	<b>1,506</b>	<b>-</b>	<b>-</b>	<b>10,251</b>
<b>Total</b>	<b>10,145</b>	<b>1,806</b>	<b>-</b>	<b>-</b>	<b>11,951</b>

## 2019 Capital Improvement Budget Other Funding Requests by Department

(in thousands)

Projects	Other	Bonds	State	Federal	Total
<b>Economic &amp; Community Development</b>					
ECD Administration					
Geographic Information Systems (GIS) Image Update	225	-	-	-	225
<b>Economic &amp; Community Development</b>	<b>225</b>	<b>-</b>	<b>-</b>	<b>-</b>	<b>225</b>
<b>Fire</b>					
FD Administration					
Fire Air Resources Equipment Replacement	226	750	-	-	976
<b>Fire</b>	<b>226</b>	<b>750</b>	<b>-</b>	<b>-</b>	<b>976</b>
<b>Health &amp; Human Services</b>					
H&HS Administration					
Animal Care and Control Facility Kennel Flooring Replacement	60	-	-	-	60
<b>Health &amp; Human Services</b>	<b>60</b>	<b>-</b>	<b>-</b>	<b>-</b>	<b>60</b>
<b>Information Technology</b>					
IT Application Services					
Application Services Hardware and Software	67	-	-	-	67
ASM and AFM Security Modules for F-5	97	-	-	-	97
IT Data Services					
Records Management Storage	225	-	-	-	225
IT SAP Services					
SAP Infrastructure Development	350	-	-	-	350
IT Security					
Security Hardware and Software Refresh	500	-	-	-	500
IT Technology Services					
Database Infrastructure Replacement	100	-	-	-	100
Desktop Life Cycle Management	20	-	-	-	20
Network/Equipment Life Cycle Management	300	-	-	-	300
PBX Phone System Life Cycle Management	75	-	-	-	75
Server and Storage Hardware and Software Life Cycle Management	403	-	-	-	403
<b>Information Technology</b>	<b>2,137</b>	<b>-</b>	<b>-</b>	<b>-</b>	<b>2,137</b>
<b>Maintenance &amp; Operations</b>					
MO Maintenance & Operations					
1% for Art Conservation	50	-	-	-	50
Fleet Maintenance Replacement Purchases	2,300	-	-	-	2,300
Major Municipal Facility Upgrade Projects	476	-	-	-	476
<b>Maintenance &amp; Operations</b>	<b>2,826</b>	<b>-</b>	<b>-</b>	<b>-</b>	<b>2,826</b>
<b>Parks &amp; Recreation</b>					
P&R Eagle River/Chugiak					
Beach Lake Lodge and Cabin Improvements	100	-	-	-	100
Beach Lake Road Improvements	400	-	-	-	400
Chugiak Pool Improvements and Equipment	250	-	-	-	250
Dog Park(s) Planning and Development	300	-	-	-	300
Security Cameras	70	-	-	-	70

## 2019 Capital Improvement Budget Other Funding Requests by Department

(in thousands)

<b>Projects</b>	<b>Other</b>	<b>Bonds</b>	<b>State</b>	<b>Federal</b>	<b>Total</b>
<b>Parks &amp; Recreation</b>	<b>1,120</b>	-	-	-	<b>1,120</b>
<b>Project Management &amp; Engineering</b>					
PME Project Management & Engineering					
Eagle River/Chugiak Road and Drainage Rehab	600	-	-	-	600
<b>Project Management &amp; Engineering</b>	<b>600</b>	-	-	-	<b>600</b>
<b>Total</b>	<b>7,194</b>	<b>750</b>	-	-	<b>7,944</b>

## 2019 Capital Improvement Budget All Projects - Alphabetically

(in thousands)

Projects	Department	Bonds	State	Federal	Other	Total
1% for Art Conservation	MO	-	-	-	50	50
120th Ave Upgrade - Johns Rd to Old Seward Hwy	PME	1,000	-	-	-	1,000
15th Ave Surface Rehab - Minnesota Dr to Gambell St	PME	500	-	-	-	500
4th Ave Signals and Lighting Upgrade - A St to E St	PME	3,000	-	-	-	3,000
Academy Dr/Vanguard Dr Area Traffic Circulation Improvements - Brayton Dr to Abbott Rd	PME	3,000	-	-	-	3,000
ADA Improvements	PME	500	-	-	-	500
AFD Vehicle Maintenance Facility Upgrades	MO	-	500	-	-	500
Alaska Railroad Crossing Rehabs	PME	500	-	-	-	500
Anchorage Area-Wide Radio Network Infrastructure Upgrade	MO	2,950	-	-	-	2,950
Anchorage Golf Course	MO	-	6,250	-	-	6,250
Anchorage Historical Properties Renovations	MO	-	2,920	-	-	2,920
Anchorage Memorial Cemetery	MO	350	-	-	-	350
Anchorage Senior Center	HHS	2,222	-	-	-	2,222
Anchorage Senior Center Renovations	MO	-	3,680	-	-	3,680
Anchorage Senior Center Sky Light Replacement	MO	-	250	-	-	250
Anchorage Signal System, Signage, and Safety Improvements	TR	250	-	-	-	250
Animal Care and Control Facility Kennel Flooring Replacement	HHS	-	-	-	60	60
APD Headquarters Evidence/Crime Lab Remodel	PD	3,500	-	-	-	3,500
APDES Stormwater Maintenance Equipment	MO	-	2,600	-	-	2,600
Application Services Hardware and Software	IT	-	-	-	67	67
ARDSA Alley Paving	PME	300	-	-	-	300
ARDSA Street Light Improvements	PME	250	-	-	-	250
ASM and AFM Security Modules for F-5	IT	-	-	-	97	97
Beach Lake Lodge and Cabin Improvements	PR	-	-	-	100	100
Beach Lake Road Improvements	PR	-	-	-	400	400
Ben Boeke Ice Arena Upgrades	MO	-	745	-	-	745
Bus Stop Improvements	PT	76	-	380	-	456
Bus Storage Roof Repair	PT	-	-	1,250	-	1,250
C St and 7th Ave Bus Stop Improvement	PT	200	-	1,000	-	1,200
Campbell Creek Trail Rehabilitation and Way Finding	PR	750	-	-	-	750
Campbell Woods Subd Area Road and Drainage Improvements	PME	4,000	-	-	-	4,000
Capital Vehicle Maintenance	PT	40	-	200	-	240
Chester Creek Complex Facility Safety, Security and ADA Upgrades	PR	400	-	-	-	400
Chugiak Pool Improvements and Equipment	PR	-	-	-	250	250
Chugiak Senior Center	HHS	791	-	-	-	791
Chugiak Senior Center Phase II and III	MO	-	5,080	-	-	5,080
Commercial Dr Surface Rehab - 3rd Ave to Mountain View Dr	PME	500	-	-	-	500
Cuddy Family Midtown Park Warming Facility	PR	250	-	-	-	250
Database Infrastructure Replacement	IT	-	-	-	100	100
Dave Rose Park - Parking Lot Expansion	PR	50	-	-	-	50
Decontamination and Rehabilitation Vehicle	FD	250	-	-	-	250
Dempsey Anderson Ice Arena Upgrades	MO	-	680	-	-	680
Dena'ina Center	MO	-	1,125	-	-	1,125
Desktop Life Cycle Management	IT	-	-	-	20	20
Deteriorated Properties Remediation	MO	-	900	-	-	900
Dog Park(s) Planning and Development	PR	-	-	-	300	300
Downtown Library	LIB	-	2,300	-	-	2,300
E 68th Ave/Greenwood Dr Area Drainage Improvements	PME	300	-	-	-	300
Eagle River/Chugiak Road and Drainage Rehab	PME	-	-	-	600	600
Egan Center Upgrades	MO	-	225	-	-	225
Elderberry Park	PR	500	-	-	-	500
Facility Safety Upgrades	PR	200	-	-	-	200

DS - Development Services; FD - Fire; HHS - Health & Human Services; IT - Information Technology; LIB - Library; MO - Maintenance & Operations; OECD - Economic & Community Development; PD - Police; PME - Project Management & Engineering; PR - Parks & Recreation; PT - Public Transportation; TR - Traffic;

## 2019 Capital Improvement Budget All Projects - Alphabetically

(in thousands)

Projects	Department	Bonds	State	Federal	Other	Total
Facility Safety/Code Upgrades	MO	490	-	-	-	490
Fire Air Resources Equipment Replacement	FD	750	-	-	226	976
Fire Ambulance Replacement	FD	1,050	-	-	-	1,050
Fire Engine Replacement	FD	800	-	-	-	800
Fire Ladder Truck Replacement	FD	1,400	-	-	-	1,400
Fire Lifepack 12 Cardiac Monitors the Lucas CPR Chest Compression Systems Replacement	FD	280	-	-	-	280
Fleet Maintenance Replacement Purchases	MO	-	-	-	2,300	2,300
Fleet Maintenance Shop	MO	-	750	-	-	750
Flooding, Glaciation, and Drainage Annual Program	PME	1,400	-	-	-	1,400
Four Seasons Mobile Home Park Area Storm Drain Improvements	PME	400	-	-	-	400
Geographic Information Systems (GIS) Image Update	OECD	-	-	-	225	225
Girdwood Library - Rehabilitation and Upgrades (for 10 Year Anniversary)	LIB	135	-	-	-	135
Girdwood Multipurpose Community Facility	MO	-	2,856	-	-	2,856
Government Hill Community-wide Park Plan and Improvements	PR	150	-	-	-	150
Hamilton Park Trail and Playground Renovation	PR	200	-	-	-	200
Image Dr/Reflection Dr Area Road Reconstruction	PME	2,000	-	-	-	2,000
Intersection Resurfacing	PME	100	-	-	-	100
Intersection Safety and Congestion Relief Annual Program	TR	250	-	-	-	250
ITS/Automated Operating Systems	PT	400	-	2,000	-	2,400
Kwik Log Subdivision Area Surface Rehab	PME	150	-	-	-	150
Loussac Library - Elevator Modernization	LIB	950	-	-	-	950
Low Impact Development Annual Program	PME	250	-	-	-	250
Major Municipal Facility Fire Alarm System Replacement Phase III	MO	-	500	-	-	500
Major Municipal Facility Upgrade Projects	MO	-	-	-	476	476
Major Municipal Facility Upgrade Projects - Deferred	MO	-	1,200	-	-	1,200
Mesquite Cir and E 80th Ave Area Lighting Improvements	PME	500	-	-	-	500
Mountain View Library - Safety Rehabilitation and Upgrades (for 10 Year Anniversary)	LIB	75	-	-	-	75
Network/Equipment Life Cycle Management	IT	-	-	-	300	300
Northeast Connector Trail	PR	300	-	1,400	-	1,700
Old Seward Hwy Surface Rehab - Tudor Rd to International Airport Rd	PME	500	-	-	-	500
PBX Phone System Life Cycle Management	IT	-	-	-	75	75
Pedestrian Safety and Rehab Annual Program	PME	1,000	-	-	-	1,000
Performing Arts Center Upgrades	MO	-	3,700	-	-	3,700
Pool Filtration System	MO	-	2,000	-	-	2,000
Porcupine Building Roof Replacement	MO	500	-	-	-	500
Records Management Storage	IT	-	-	-	225	225
Recycled Asphalt Pavement (RAP) and Subbase Rehabilitation	PME	600	-	-	-	600
Reeve Blvd Street Maintenance Facility	MO	-	2,300	-	-	2,300
Reka Dr Southside Separated Pedestrian Facility and Storm Drain Replacement - Bragaw St to Pine St	PME	5,200	-	-	-	5,200
Replace Glacier City Hall and Little Bears Facilities - Girdwood	MO	-	1,500	-	-	1,500
Road and Storm Drain Improvements Annual Program	PME	1,000	-	-	-	1,000
Russian Jack Springs Park Safety and ADA Improvements	PR	350	-	-	-	350
SAP Infrastructure Development	IT	-	-	-	350	350
School Zone Safety	TR	500	-	-	-	500
Security Cameras	PR	-	-	-	70	70
Security Fencing at Old ANMC Hospital Property	MO	-	200	-	-	200
Security Hardware and Software Refresh	IT	-	-	-	500	500

DS - Development Services; FD - Fire; HHS - Health & Human Services; IT - Information Technology; LIB - Library; MO - Maintenance & Operations; OECD - Economic & Community Development; PD - Police; PME - Project Management & Engineering; PR - Parks & Recreation; PT - Public Transportation; TR - Traffic;

## 2019 Capital Improvement Budget All Projects - Alphabetically

(in thousands)

<b>Projects</b>	<b>Department</b>	<b>Bonds</b>	<b>State</b>	<b>Federal</b>	<b>Other</b>	<b>Total</b>
Server and Storage Hardware and Software Life Cycle Management	IT	-	-	-	403	403
Sound Barrier/Retaining Wall Replacement	PME	250	-	-	-	250
Storm Drain Condition Assessment and Rehabilitation Program	PME	1,000	-	-	-	1,000
Sullivan Arena Facility Upgrades	MO	-	940	-	-	940
Support Equipment	PT	40	-	200	-	240
Tall Spruce/Whitehall/Crawford/Terry Resurfacing	PME	300	-	-	-	300
Tikishla Park	PR	400	-	-	-	400
Traffic Calming and Safety Improvements	TR	500	-	-	-	500
Transit Facility Rehab/Upgrades	PT	390	-	2,000	-	2,390
Transit Fleet Vehicle Replacement	PT	360	-	1,715	-	2,075
Tudor Centre Dr/Diplomacy Dr Area Resurfacing	PME	2,500	-	-	-	2,500
Underground Contaminated Site Remediation	MO	-	1,500	-	-	1,500
Ure Park Improvements	PR	100	-	-	-	100
William B Lyons Park Playground Installation	PR	300	-	-	-	300
<b>Total</b>		<b>54,449</b>	<b>44,701</b>	<b>10,145</b>	<b>7,194</b>	<b>116,489</b>

DS - Development Services; FD - Fire; HHS - Health & Human Services; IT - Information Technology; LIB - Library; MO - Maintenance & Operations; OECD - Economic & Community Development; PD - Police; PME - Project Management & Engineering; PR - Parks & Recreation; PT - Public Transportation; TR - Traffic;

## 2019 - 2024 Capital Improvement Program Department Summary by Year

(in thousands)

<b>Department</b>	<b>2019</b>	<b>2020</b>	<b>2021</b>	<b>2022</b>	<b>2023</b>	<b>2024</b>	<b>Total</b>
Economic & Community Development	225	-	-	-	-	-	225
Fire	4,756	8,240	4,125	3,635	3,160	2,610	26,526
Health & Human Services	3,073	2,265	-	-	-	-	5,338
Information Technology	2,137	2,128	695	795	695	695	7,145
Library	3,460	4,550	10,000	30,000	-	-	48,010
Maintenance & Operations	49,517	31,075	19,587	14,727	16,366	8,758	140,030
Parks & Recreation	6,470	4,850	5,100	3,650	3,300	3,600	26,970
Police	3,500	18,100	1,000	-	-	-	22,600
Project Management & Engineering	31,600	71,020	174,580	133,300	213,350	101,050	724,900
Public Transportation	10,251	4,285	2,237	1,272	1,272	1,272	20,589
Traffic	1,500	2,650	2,650	2,650	2,150	2,150	13,750
<b>Total</b>	<b>116,489</b>	<b>149,163</b>	<b>219,974</b>	<b>190,029</b>	<b>240,293</b>	<b>120,135</b>	<b>1,036,083</b>



## 2019 - 2024 Capital Improvement Program Department Summary by Division and Year

(in thousands)

Department	2019	2020	2021	2022	2023	2024	Total
<b>Economic &amp; Community Development</b>							
ECD Administration	225	-	-	-	-	-	225
<b>Economic &amp; Community Development</b>	<b>225</b>	<b>-</b>	<b>-</b>	<b>-</b>	<b>-</b>	<b>-</b>	<b>225</b>
<b>Fire</b>							
FD Administration	3,706	7,540	3,075	2,935	2,110	1,910	21,276
FD Emergency Operations	1,050	700	1,050	700	1,050	700	5,250
<b>Fire</b>	<b>4,756</b>	<b>8,240</b>	<b>4,125</b>	<b>3,635</b>	<b>3,160</b>	<b>2,610</b>	<b>26,526</b>
<b>Health &amp; Human Services</b>							
H&HS Administration	60	2,265	-	-	-	-	2,325
H&HS Public Health Initiatives and Partnerships	3,013	-	-	-	-	-	3,013
<b>Health &amp; Human Services</b>	<b>3,073</b>	<b>2,265</b>	<b>-</b>	<b>-</b>	<b>-</b>	<b>-</b>	<b>5,338</b>
<b>Information Technology</b>							
IT Application Services	164	-	-	-	-	-	164
IT Data Services	225	-	-	-	-	-	225
IT SAP Services	350	1,433	-	-	-	-	1,783
IT Security	500	100	100	100	100	100	1,000
IT Technology Services	898	595	595	695	595	595	3,973
<b>Information Technology</b>	<b>2,137</b>	<b>2,128</b>	<b>695</b>	<b>795</b>	<b>695</b>	<b>695</b>	<b>7,145</b>
<b>Library</b>							
Library	3,460	4,550	10,000	30,000	-	-	48,010
<b>Library</b>	<b>3,460</b>	<b>4,550</b>	<b>10,000</b>	<b>30,000</b>	<b>-</b>	<b>-</b>	<b>48,010</b>
<b>Maintenance &amp; Operations</b>							
MO Maintenance & Operations	49,517	31,075	19,587	14,727	16,366	8,758	140,030
<b>Maintenance &amp; Operations</b>	<b>49,517</b>	<b>31,075</b>	<b>19,587</b>	<b>14,727</b>	<b>16,366</b>	<b>8,758</b>	<b>140,030</b>
<b>Parks &amp; Recreation</b>							
P&R Anch Administration	5,350	3,750	3,950	3,250	2,800	3,100	22,200
P&R Eagle River/Chugiak	1,120	1,100	1,150	400	500	500	4,770
<b>Parks &amp; Recreation</b>	<b>6,470</b>	<b>4,850</b>	<b>5,100</b>	<b>3,650</b>	<b>3,300</b>	<b>3,600</b>	<b>26,970</b>
<b>Police</b>							
PD Admin & Resources	3,500	18,100	1,000	-	-	-	22,600
<b>Police</b>	<b>3,500</b>	<b>18,100</b>	<b>1,000</b>	<b>-</b>	<b>-</b>	<b>-</b>	<b>22,600</b>
<b>Project Management &amp; Engineering</b>							
PME Project Management & Engineering	31,600	71,020	174,580	133,300	213,350	101,050	724,900
<b>Project Management &amp; Engineering</b>	<b>31,600</b>	<b>71,020</b>	<b>174,580</b>	<b>133,300</b>	<b>213,350</b>	<b>101,050</b>	<b>724,900</b>
<b>Public Transportation</b>							
PTD Administration	2,450	-	-	-	-	-	2,450
PTD Operations & Maintenance	7,801	4,285	2,237	1,272	1,272	1,272	18,139

## 2019 - 2024 Capital Improvement Program Department Summary by Division and Year

(in thousands)

Department	2019	2020	2021	2022	2023	2024	Total
Public Transportation	10,251	4,285	2,237	1,272	1,272	1,272	20,589
<b>Traffic</b>							
TR Traffic Engineering	1,500	2,650	2,650	2,650	2,150	2,150	13,750
Traffic	1,500	2,650	2,650	2,650	2,150	2,150	13,750
<b>Total</b>	<b>116,489</b>	<b>149,163</b>	<b>219,974</b>	<b>190,029</b>	<b>240,293</b>	<b>120,135</b>	<b>1,036,083</b>

## 2019 - 2024 Capital Improvement Program Department Summary by Funding Source

(in thousands)

<b>Department</b>	<b>Bonds</b>	<b>State</b>	<b>Federal</b>	<b>Other</b>	<b>Total</b>
Economic & Community Development	-	-	-	225	225
Fire	26,300	-	-	226	26,526
Health & Human Services	5,278	-	-	60	5,338
Information Technology	-	-	-	7,145	7,145
Library	8,210	4,800	-	35,000	48,010
Maintenance & Operations	14,290	89,056	-	36,684	140,030
Parks & Recreation	20,800	-	1,400	4,770	26,970
Police	22,600	-	-	-	22,600
Project Management & Engineering	335,870	385,430	-	3,600	724,900
Public Transportation	3,213	-	17,376	-	20,589
Traffic	13,750	-	-	-	13,750
<b>Total</b>	<b>450,311</b>	<b>479,286</b>	<b>18,776</b>	<b>87,710</b>	<b>1,036,083</b>

## 2019 - 2024 Capital Improvement Program Department Summary by Division and Funding Source

(in thousands)

Department	Bonds	State	Federal	Other	Total
<b>Economic &amp; Community Development</b>					
ECD Administration	-	-	-	225	225
<b>Economic &amp; Community Development</b>	<b>-</b>	<b>-</b>	<b>-</b>	<b>225</b>	<b>225</b>
<b>Fire</b>					
FD Administration	21,050	-	-	226	21,276
FD Emergency Operations	5,250	-	-	-	5,250
<b>Fire</b>	<b>26,300</b>	<b>-</b>	<b>-</b>	<b>226</b>	<b>26,526</b>
<b>Health &amp; Human Services</b>					
H&HS Administration	2,265	-	-	60	2,325
H&HS Public Health Initiatives and Partnerships	3,013	-	-	-	3,013
<b>Health &amp; Human Services</b>	<b>5,278</b>	<b>-</b>	<b>-</b>	<b>60</b>	<b>5,338</b>
<b>Information Technology</b>					
IT Application Services	-	-	-	164	164
IT Data Services	-	-	-	225	225
IT SAP Services	-	-	-	1,783	1,783
IT Security	-	-	-	1,000	1,000
IT Technology Services	-	-	-	3,973	3,973
<b>Information Technology</b>	<b>-</b>	<b>-</b>	<b>-</b>	<b>7,145</b>	<b>7,145</b>
<b>Library</b>					
Library	8,210	4,800	-	35,000	48,010
<b>Library</b>	<b>8,210</b>	<b>4,800</b>	<b>-</b>	<b>35,000</b>	<b>48,010</b>
<b>Maintenance &amp; Operations</b>					
MO Maintenance & Operations	14,290	89,056	-	36,684	140,030
<b>Maintenance &amp; Operations</b>	<b>14,290</b>	<b>89,056</b>	<b>-</b>	<b>36,684</b>	<b>140,030</b>
<b>Parks &amp; Recreation</b>					
P&R Anch Administration	20,800	-	1,400	-	22,200
P&R Eagle River/Chugiak	-	-	-	4,770	4,770
<b>Parks &amp; Recreation</b>	<b>20,800</b>	<b>-</b>	<b>1,400</b>	<b>4,770</b>	<b>26,970</b>
<b>Police</b>					
PD Admin & Resources	22,600	-	-	-	22,600
<b>Police</b>	<b>22,600</b>	<b>-</b>	<b>-</b>	<b>-</b>	<b>22,600</b>
<b>Project Management &amp; Engineering</b>					
PME Project Management & Engineering	335,870	385,430	-	3,600	724,900
<b>Project Management &amp; Engineering</b>	<b>335,870</b>	<b>385,430</b>	<b>-</b>	<b>3,600</b>	<b>724,900</b>
<b>Public Transportation</b>					
PTD Administration	200	-	2,250	-	2,450
PTD Operations & Maintenance	3,013	-	15,126	-	18,139
<b>Public Transportation</b>	<b>3,213</b>	<b>-</b>	<b>17,376</b>	<b>-</b>	<b>20,589</b>

## 2019 - 2024 Capital Improvement Program Department Summary by Division and Funding Source

(in thousands)

<b>Department</b>	<b>Bonds</b>	<b>State</b>	<b>Federal</b>	<b>Other</b>	<b>Total</b>
<b>Traffic</b>					
TR Traffic Engineering	13,750	-	-	-	13,750
<b>Traffic</b>	<b>13,750</b>	<b>-</b>	<b>-</b>	<b>-</b>	<b>13,750</b>
<b>Total</b>	<b>450,311</b>	<b>479,286</b>	<b>18,776</b>	<b>87,710</b>	<b>1,036,083</b>

## 2019 - 2024 Capital Improvement Program Bond Funding Requests by Department

(in thousands)

Projects	2019	2020	2021	2022	2023	2024	Total
<b>Fire</b>							
FD Administration							
Decontamination and Rehabilitation Vehicle	250	-	-	-	-	-	250
Fire Air Resources Equipment Replacement	750	750	750	-	-	-	2,250
Fire Engine Replacement	800	2,500	1,600	800	800	1,600	8,100
Fire Ladder Truck Replacement	1,400	-	-	1,400	-	-	2,800
Fire Lifepack 12 Cardiac Monitors the Lucas CPR Chest Compression Systems Replacement	280	290	300	310	310	310	1,800
Fire Water Tender Replacement	-	-	425	425	-	-	850
HAZMAT Response Vehicle	-	-	-	-	1,000	-	1,000
Shop Expansion	-	4,000	-	-	-	-	4,000
FD Emergency Operations							
Fire Ambulance Replacement	1,050	700	1,050	700	1,050	700	5,250
<b>Fire</b>	<b>4,530</b>	<b>8,240</b>	<b>4,125</b>	<b>3,635</b>	<b>3,160</b>	<b>2,610</b>	<b>26,300</b>
<b>Health &amp; Human Services</b>							
H&HS Administration							
Public Health Facility Replacement FF&E	-	2,265	-	-	-	-	2,265
H&HS Public Health Initiatives and Partnerships							
Anchorage Senior Center	2,222	-	-	-	-	-	2,222
Chugiak Senior Center	791	-	-	-	-	-	791
<b>Health &amp; Human Services</b>	<b>3,013</b>	<b>2,265</b>	<b>-</b>	<b>-</b>	<b>-</b>	<b>-</b>	<b>5,278</b>
<b>Library</b>							
Library							
Girdwood Library - Rehabilitation and Upgrades (for 10 Year Anniversary)	135	-	-	-	-	-	135
Loussac Library - Elevator Modernization	950	-	-	-	-	-	950
Loussac Library Phase Two	-	-	5,000	-	-	-	5,000
Mountain View Library - Safety Rehabilitation and Upgrades (for 10 Year Anniversary)	75	1,000	-	-	-	-	1,075
Muldoon Library Tenant Improvement at New Location	-	800	-	-	-	-	800
South Anchorage - Library Materials Dispenser	-	250	-	-	-	-	250
<b>Library</b>	<b>1,160</b>	<b>2,050</b>	<b>5,000</b>	<b>-</b>	<b>-</b>	<b>-</b>	<b>8,210</b>
<b>Maintenance &amp; Operations</b>							
MO Maintenance & Operations							
Anchorage Area-Wide Radio Network Infrastructure Upgrade	2,950	-	-	-	-	-	2,950
Anchorage Memorial Cemetery	350	-	-	-	-	-	350
Facility Safety/Code Upgrades	490	2,000	2,000	2,000	2,000	2,000	10,490
Porcupine Building Roof Replacement	500	-	-	-	-	-	500
<b>Maintenance &amp; Operations</b>	<b>4,290</b>	<b>2,000</b>	<b>2,000</b>	<b>2,000</b>	<b>2,000</b>	<b>2,000</b>	<b>14,290</b>
<b>Parks &amp; Recreation</b>							
P&R Anch Administration							
Athletic Field Safety Improvements	-	-	-	150	150	150	450
Campbell Creek Trail Rehabilitation and Way Finding	750	750	750	-	-	-	2,250
Centennial Camper Park	-	250	500	-	-	-	750
Chanshtnu Muldoon Park, Phase III	-	500	250	250	-	-	1,000
Chester Creek Complex Facility Safety, Security and ADA Upgrades	400	-	500	750	750	500	2,900
Cuddy Family Midtown Park Warming Facility	250	-	-	-	-	-	250
Dave Rose Park - Parking Lot Expansion	50	-	-	-	-	-	50
Davis Park Upgrades	-	-	350	-	-	-	350

## 2019 - 2024 Capital Improvement Program Bond Funding Requests by Department

(in thousands)

Projects	2019	2020	2021	2022	2023	2024	Total
Elderberry Park	500	250	-	-	-	-	750
Facility Safety Upgrades	200	100	100	-	-	-	400
Far North Bicentennial Park Trail Safety Upgrades	-	-	250	-	-	500	750
Government Hill Community-wide Park Plan and Improvements	150	100	150	-	-	300	700
Hamilton Park Trail and Playground Renovation	200	-	-	-	-	-	200
Multi-Use Trails Bridge Upgrades	-	-	-	250	250	500	1,000
Northeast Connector Trail	300	-	-	-	-	-	300
Parking Lot Upgrades	-	-	-	-	250	250	500
Playground Development - All-Inclusive	-	-	-	600	900	900	2,400
Russian Jack Springs Park Safety and ADA Improvements	350	500	500	500	500	-	2,350
South Anchorage Sports Park, Phase III, Construction of Bike Park	-	-	500	-	-	-	500
Spennard Recreation Center Improvements	-	-	-	750	-	-	750
Storck Park Winter Use Trail Improvements	-	-	100	-	-	-	100
Taku Park Improvements	-	500	-	-	-	-	500
Tikishla Park	400	350	-	-	-	-	750
University Lake Park	-	250	-	-	-	-	250
Ure Park Improvements	100	200	-	-	-	-	300
William B Lyons Park Playground Installation	300	-	-	-	-	-	300
<b>Parks &amp; Recreation</b>	<b>3,950</b>	<b>3,750</b>	<b>3,950</b>	<b>3,250</b>	<b>2,800</b>	<b>3,100</b>	<b>20,800</b>
<b>Police</b>							
PD Admin & Resources							
APD Alternate Dispatch Relocation to APD Training Center	-	-	1,000	-	-	-	1,000
APD Headquarters Evidence/Crime Lab Remodel	3,500	-	-	-	-	-	3,500
APD Headquarters Expansion - Phase III - Facility Improvement Project	-	12,500	-	-	-	-	12,500
Southcentral Law Enforcement Tactical Range Academic Facility	-	5,600	-	-	-	-	5,600
<b>Police</b>	<b>3,500</b>	<b>18,100</b>	<b>1,000</b>	<b>-</b>	<b>-</b>	<b>-</b>	<b>22,600</b>
<b>Project Management &amp; Engineering</b>							
PME Project Management & Engineering							
120th Ave Upgrade - Johns Rd to Old Seward Hwy	1,000	-	8,000	-	-	-	9,000
15th Ave Surface Rehab - Minnesota Dr to Gambell St	500	-	3,200	-	-	-	3,700
2nd Ave/Nelchina St Area Storm Drain Improvements Phase II	-	2,600	-	-	-	-	2,600
36th Ave Resurfacing - Old Seward Hwy to Lake Otis Pkwy	-	3,500	-	-	4,000	-	7,500
42nd Ave Upgrade - Lake Otis Pkwy to Florina St	-	2,000	-	9,500	-	-	11,500
46th Ave Upgrade - Folker St to MOA Elmore Campus	-	-	-	-	2,000	-	2,000
48th Ave/Cordova St Reconstruction Old Seward Hwy to International Airport Rd	-	1,500	-	-	8,000	-	9,500
4th Ave and Reeve Blvd Area Drainage Improvements	-	400	-	-	-	-	400
4th Ave Signals and Lighting Upgrade - A St to E St	3,000	2,000	-	-	-	-	5,000
64th Ave and Meadow St Area Drainage Improvements	-	3,000	-	-	-	-	3,000
88th Ave Surface Rehab - Abbott Rd to Lake Otis Pkwy	-	500	1,000	-	-	-	1,500
Academy Dr/Vanguard Dr Area Traffic Circulation Improvements - Brayton Dr to Abbott Rd	3,000	3,000	6,550	-	-	-	12,550
ADA Improvements	500	500	500	500	500	500	3,000
Alaska Railroad Crossing Rehabs	500	500	500	500	500	500	3,000
ARDSA Alley Paving	300	1,000	1,000	1,000	1,000	1,000	5,300
ARDSA Street Light Improvements	250	500	500	500	500	500	2,750
Barnan Subd Area Drainage Improvements	-	500	1,500	-	-	-	2,000

## 2019 - 2024 Capital Improvement Program Bond Funding Requests by Department

(in thousands)

Projects	2019	2020	2021	2022	2023	2024	Total
Boundary Ave Surface Rehab - Oklahoma St to Muldoon Rd	-	-	500	1,500	-	-	2,000
Campbell Woods Subd Area Road and Drainage Improvements	4,000	4,800	-	5,700	-	-	14,500
Caravelle Dr Surface Rehab - Raspberry Rd to Jewel Lake Rd	-	-	500	-	2,000	-	2,500
Chester Creek Flooding - Lagoon to A St	-	2,100	-	-	-	-	2,100
Chugach Way Upgrade - Spenard Rd to Arctic Blvd	-	-	-	-	750	1,500	2,250
Columbine St Area Drainage Improvements	-	-	-	1,000	-	5,000	6,000
Commercial Dr Surface Rehab - 3rd Ave to Mountain View Dr	500	3,000	-	-	-	-	3,500
Country Woods Subdivision Area Road Reconstruction	-	-	750	2,250	6,000	6,000	15,000
Dowling and Sunchase Bus Turnout/Stop	-	200	-	-	-	-	200
Downtown Lighting and Signals Upgrades	-	-	2,000	2,000	2,000	2,000	8,000
Duben Ave Upgrade - Muldoon Rd to Bolin St	-	1,000	-	8,200	-	-	9,200
E 20th Ave Pedestrian Improvements - Tikishla Park to Bragraw St	-	3,250	-	-	-	-	3,250
E 68th Ave/Greenwood Dr Area Drainage Improvements	300	-	-	-	-	-	300
Fish Creek Improvements Phase V - Cook Inlet to Lake Otis Pkwy	-	500	-	-	-	-	500
Flooding, Glaciation, and Drainage Annual Program	1,400	2,000	2,000	2,000	2,000	2,000	11,400
Four Seasons Mobile Home Park Area Storm Drain Improvements	400	1,600	-	-	-	-	2,000
Geneva Woods South Subd Area Drainage Improvements	-	400	1,600	-	-	-	2,000
Image Dr/Reflection Dr Area Road Reconstruction	2,000	7,500	-	-	-	-	9,500
Intersection Resurfacing	100	150	150	150	150	150	850
Juneau St/Karluk St Area Storm Drain Improvements - 16th Ave to 20th Ave	-	1,300	-	-	-	-	1,300
Klatt Rd Surface Rehab Phase II - Puma St to Spyglass Cir	-	-	200	1,800	-	-	2,000
Kwik Log Subdivision Area Surface Rehab	150	-	-	-	-	-	150
Lake Otis Pkwy Surface Rehab - Abbott Rd to Huffman Rd	-	1,000	4,000	4,000	-	-	9,000
Lakehurst Dr Area Drainage Improvements Phase IV	-	200	-	-	-	-	200
Lakeridge Subd Area Drainage Improvements	-	400	1,600	-	-	-	2,000
Low Impact Development Annual Program	250	250	250	250	250	250	1,500
Lower Ship Creek Trail Connections	-	-	1,000	-	-	-	1,000
M St Improvements - 4th Ave to 5th Ave	-	2,000	-	-	-	-	2,000
Mesquite Cir and E 80th Ave Area Lighting Improvements	500	-	-	-	-	-	500
Midtown Corridor Improvements, Denali St Area - Fireweed to Tudor Rd	-	-	3,000	2,000	9,000	9,000	23,000
Mountain View Dr/Bragaw St Surface Rehab - Taylor St to McCarrey St	-	1,300	-	-	-	-	1,300
Nichols St Area Drainage	-	100	-	-	-	-	100
Northern Lights Blvd Eastbound Capacity Improvements - Lake Otis Pkwy to Bragaw St	-	-	-	-	-	1,000	1,000
Ocean Dock Rd Upgrade - Port Entrance to Whitney Rd	-	750	1,250	-	3,000	-	5,000
Old Seward Hwy Surface Rehab - Tudor Rd to International Airport Rd	500	2,000	-	-	-	-	2,500
Pedestrian Safety and Rehab Annual Program	1,000	1,000	1,000	1,000	1,000	1,000	6,000
Pleasant Valley Subdivision Area Road and Drainage Rehab	-	3,000	-	-	5,000	-	8,000
Potter Valley Rd Surface Rehab - Old Seward Hwy to Greece Dr	-	-	300	-	3,000	-	3,300



## 2019 - 2024 Capital Improvement Program Bond Funding Requests by Department

(in thousands)

Projects	2019	2020	2021	2022	2023	2024	Total
Providence Dr Surface Rehab - Lake Otis Pkwy to Elmore Rd	-	500	2,100	-	-	-	2,600
Quinhagak St Upgrade - E Dowling Rd to Askeland Dr	-	-	-	-	1,500	4,000	5,500
Railroad Overpass Rehabilitation at W Northern Lights Blvd and E 76th Ave	-	870	-	-	-	-	870
Recycled Asphalt Pavement (RAP) and Subbase Rehabilitation	600	1,000	1,000	1,000	1,000	1,000	5,600
Reka Dr Southside Separated Pedestrian Facility and Storm Drain Replacement - Bragaw St to Pine St	5,200	-	-	-	-	-	5,200
Road and Storm Drain Improvements Annual Program	1,000	2,000	2,000	2,000	2,000	2,000	11,000
Silver Spruce Dr Area Drainage	-	50	-	-	-	-	50
Sound Barrier/Retaining Wall Replacement	250	250	250	250	250	250	1,500
Sperstad Subdivision Area Road Reconstruction	-	750	-	3,500	-	-	4,250
Spinnaker Dr Area Storm Drain Improvements	-	-	-	1,100	-	-	1,100
Spruce St Upgrade/Extension - Dowling Rd to 68th Ave	-	-	5,000	4,900	-	-	9,900
Storm Drain Condition Assessment and Rehabilitation Program	1,000	1,000	1,000	1,000	1,000	1,000	6,000
Tall Spruce/Whitehall/Crawford/Terry Resurfacing	300	-	-	-	-	-	300
Tudor Centre Dr/Diplomacy Dr Area Resurfacing	2,500	-	-	-	-	-	2,500
Turnagain St Upgrade - Northern Lights Blvd to 35th Ave	-	-	-	-	-	2,000	2,000
W 32nd and E 33rd Ave Upgrades - Arctic Blvd to Old Seward Hwy	-	2,000	4,000	4,000	4,000	-	14,000
Waldron/Alpenhorn Surface Rehab - Brayton Dr to Lake Otis Pkwy	-	400	1,600	-	-	-	2,000
Whitney Dr Upgrade - North C St to Post Rd	-	-	-	750	2,250	9,000	12,000
Zodiac Manor Subd Area Surface Rehab Phase 1	-	300	-	-	-	-	300
<b>Project Management &amp; Engineering</b>	<b>31,000</b>	<b>70,420</b>	<b>59,800</b>	<b>62,350</b>	<b>62,650</b>	<b>49,650</b>	<b>335,870</b>
<b>Public Transportation</b>							
PTD Administration							
C St and 7th Ave Bus Stop Improvement	200	-	-	-	-	-	200
PTD Operations & Maintenance							
Bus Stop Improvements	76	98	42	92	92	92	492
Capital Vehicle Maintenance	40	-	-	-	-	-	40
ITS/Automated Operating Systems	400	340	44	40	40	40	904
Support Equipment	40	40	40	40	40	40	240
Transit Facility Rehab/Upgrades	390	200	-	-	-	-	590
Transit Fleet Vehicle Replacement	360	20	247	40	40	40	747
<b>Public Transportation</b>	<b>1,506</b>	<b>698</b>	<b>373</b>	<b>212</b>	<b>212</b>	<b>212</b>	<b>3,213</b>
<b>Traffic</b>							
TR Traffic Engineering							
Anchorage Signal System, Signage, and Safety Improvements	250	650	650	650	650	650	3,500
Intersection Safety and Congestion Relief Annual Program	250	500	500	500	500	500	2,750
School Zone Safety	500	500	500	500	-	-	2,000
Traffic Calming and Safety Improvements	500	1,000	1,000	1,000	1,000	1,000	5,500
<b>Traffic</b>	<b>1,500</b>	<b>2,650</b>	<b>2,650</b>	<b>2,650</b>	<b>2,150</b>	<b>2,150</b>	<b>13,750</b>
<b>Total</b>	<b>54,449</b>	<b>110,173</b>	<b>78,898</b>	<b>74,097</b>	<b>72,972</b>	<b>59,722</b>	<b>450,311</b>

## 2019 - 2024 Capital Improvement Program State Funding Requests by Department

(in thousands)

Projects	2019	2020	2021	2022	2023	2024	Total
<b>Library</b>							
Library							
Downtown Library	2,300	-	-	-	-	-	2,300
Loussac Library Phase Two	-	1,000	-	-	-	-	1,000
Mountain View Library - Safety Rehabilitation and Upgrades (for 10 Year Anniversary)	-	1,500	-	-	-	-	1,500
<b>Library</b>	<b>2,300</b>	<b>2,500</b>	<b>-</b>	<b>-</b>	<b>-</b>	<b>-</b>	<b>4,800</b>
<b>Maintenance &amp; Operations</b>							
MO Maintenance & Operations							
AFD Vehicle Maintenance Facility Upgrades	500	-	-	-	-	-	500
Anchorage Golf Course	6,250	500	625	1,500	2,500	-	11,375
Anchorage Historical Properties Renovations	2,920	-	-	-	-	-	2,920
Anchorage Senior Center Renovations	3,680	-	-	-	-	-	3,680
Anchorage Senior Center Sky Light Replacement	250	-	-	-	-	-	250
APDES Stormwater Maintenance Equipment	2,600	-	-	-	-	-	2,600
Ben Boeke Ice Arena Upgrades	745	225	1,070	100	275	-	2,415
CBERRRSA Snow Storage Site Development	-	-	1,000	-	3,000	-	4,000
Chugiak Senior Center Phase II and III	5,080	-	-	-	-	-	5,080
Dempsey Anderson Ice Arena Upgrades	680	275	225	175	250	-	1,605
Dena'ina Center	1,125	1,000	275	250	200	-	2,850
Deteriorated Properties Remediation	900	-	-	-	-	-	900
Egan Center Upgrades	225	-	75	200	650	-	1,150
Fleet Maintenance Shop	750	-	-	-	-	-	750
Girdwood Multipurpose Community Facility	2,856	17,500	-	-	-	-	20,356
Major Municipal Facility Fire Alarm System Replacement Phase III	500	-	-	-	-	-	500
Major Municipal Facility Upgrade Projects - Deferred	1,200	1,415	1,350	1,200	450	1,200	6,815
Performing Arts Center Upgrades	3,700	1,875	1,900	2,000	1,850	-	11,325
Pool Filtration System	2,000	-	-	-	-	-	2,000
Reeve Blvd Street Maintenance Facility	2,300	-	-	-	-	-	2,300
Replace Glacier City Hall and Little Bears Facilities - Girdwood	1,500	-	-	-	-	-	1,500
Security Fencing at Old ANMC Hospital Property	200	-	-	-	-	-	200
Sullivan Arena Facility Upgrades	940	425	765	80	275	-	2,485
Underground Contaminated Site Remediation	1,500	-	-	-	-	-	1,500
<b>Maintenance &amp; Operations</b>	<b>42,401</b>	<b>23,215</b>	<b>7,285</b>	<b>5,505</b>	<b>9,450</b>	<b>1,200</b>	<b>89,056</b>
<b>Project Management &amp; Engineering</b>							
PME Project Management & Engineering							
11th Ave/12th Ave Area Road Reconstruction - East of Valley St	-	-	-	3,900	-	-	3,900
15th Ave at Sitka St Pedestrian Crossing Improvements	-	-	250	-	-	-	250
64th Ave Upgrade - Brayton Dr to Quinhagak St	-	-	6,000	-	-	-	6,000
68th Ave Reconstruction - Brayton Dr to Lake Otis Pkwy	-	-	-	3,000	-	10,000	13,000
7th Ave Surface Rehabilitation - L St to A St (not including G St to E St)	-	-	-	-	1,000	-	1,000

## 2019 - 2024 Capital Improvement Program State Funding Requests by Department

(in thousands)

Projects	2019	2020	2021	2022	2023	2024	Total
88th Ave Upgrade - Jewel Lake Park to Jewel Lake Rd	-	-	-	1,000	-	4,000	5,000
8th Ave at A St and C St Pedestrian Safety	-	-	250	-	-	-	250
Airport Heights Elementary School Walkway Connector - Condos to 16th Ave	-	-	100	-	-	-	100
Anchorage Safe Routes to Schools	-	-	2,000	2,000	2,000	2,000	8,000
Arlberg Ave Upgrade - Garmisch Rd to Aspen Mountain Rd	-	-	1,000	-	2,000	-	3,000
Birchtree/Elmore LRSA Road and Drainage	-	-	-	750	-	-	750
Boniface Pkwy Pedestrian Improvements - 22nd Ave to Debarr Rd	-	-	700	-	2,700	-	3,400
Brooks Rd/Chugiak Rd/Cross Rd Upgrade	-	-	1,500	-	4,000	-	5,500
Canyon Rd Improvements - Upper DeArmoun Rd to Chugach State Park	-	-	2,000	3,000	7,500	-	12,500
CBERRRSA Residential Pavement Rehabilitation	-	-	3,000	3,000	3,000	3,000	12,000
Chester Creek Cleanup	-	-	500	-	-	-	500
Chester Creek Sports Complex	-	-	11,500	-	-	-	11,500
Chugach State Park Access Improvements	-	-	500	500	500	500	2,000
Chugiak - Eagle River Areawide Aquifer Study	-	-	500	-	-	-	500
Chugiak - Eagle River Areawide Drainage Plan	-	-	500	-	-	-	500
Citation Rd Upgrade - Eagle River Lp Rd to Eagle River Ln	-	-	2,000	-	6,000	-	8,000
Cordova St ADA Improvements - 3rd Ave to 16th Ave	-	-	1,000	-	-	-	1,000
Cordova St Lighting Improvements - 3rd Ave to 16th Ave	-	-	-	-	1,000	-	1,000
Cordova St Trail Connections to Ship Creek and Chester Creek	-	-	-	500	-	1,000	1,500
Dale St Pedestrian Improvements - 40th Ave to Tudor Rd	-	-	900	-	-	-	900
Eagle River Ln Upgrade - Eagle River Rd to Ptarmigan Blvd	-	-	1,000	-	3,400	-	4,400
Eagle River Traffic Mitigation Phase I - Business Blvd to Eagle River Rd	-	-	1,000	-	25,000	-	26,000
Eagle River/Chugiak Road and Drainage Rehab	-	-	1,400	1,400	1,400	1,400	5,600
Eagle St Surface Rehab - 3rd Ave to 6th Ave	-	-	-	-	1,000	-	1,000
East Northern Lights Blvd Pedestrian Overpass ADA Improvements at Rogers Park Elementary	-	-	-	-	-	5,100	5,100
Elmrich Subdivision Area Drainage	-	-	100	-	-	-	100
Fairview Area Alley Paving	-	-	2,000	-	-	-	2,000
Fairview Area Lighting Upgrades	-	-	1,000	-	-	-	1,000
Fireweed Ln at Arctic Blvd Pedestrian Safety	-	-	200	-	500	-	700
Gilmore and Prosperity Estates Subd Area Road Resurfacing	-	-	2,000	-	-	-	2,000
Girdwood Airport Access Road Reconstruction	-	-	1,200	-	2,400	-	3,600
Girdwood Comprehensive Road and Drainage Study	-	-	280	-	-	-	280
Girdwood RSA Road and Drainage System Rehabilitation	-	-	2,500	-	-	-	2,500
Golden View Dr Safety Upgrades - Rabbit Creek Rd to Romania Dr	-	-	16,000	-	11,000	-	27,000
House District 27 Residential Pavement Rehabilitation	-	-	1,500	1,500	1,500	1,500	6,000

## 2019 - 2024 Capital Improvement Program State Funding Requests by Department

(in thousands)

Projects	2019	2020	2021	2022	2023	2024	Total
House District 28 Residential Pavement Rehabilitation	-	-	1,500	1,500	1,500	1,500	6,000
Lake Otis Pkwy Pedestrian Overpass ADA Improvements at Lake Otis Elementary	-	-	-	4,900	-	-	4,900
Laviento Dr Extension/Reconstruction - King St to 87th Ave	-	-	2,000	-	-	-	2,000
Little Campbell Creek Basin Improvements	-	-	1,000	1,000	1,000	1,000	4,000
Lois Dr Upgrade - Northern Lights Blvd to W 36th Ave	-	-	3,000	-	6,000	-	9,000
Lower Ship Creek Trail Connections	-	-	-	-	13,000	-	13,000
Maplewood St Trail Connection - Sitka St to Bannister Dr	-	-	500	-	1,000	-	1,500
Mary and Ellen Ave Area Storm Drainage	-	-	1,000	-	2,000	-	3,000
Mountain Air Dr/Hillside Dr Extension	-	-	2,000	7,000	-	-	9,000
Mountain View Area Traffic and Pedestrian Safety	-	-	500	-	-	-	500
Mountain View Dr Pedestrian Lighting Improvements Phase II - Lane St to Boniface Pkwy	-	-	500	-	2,000	-	2,500
North Fairview Bike and Pedestrian Safety Improvements	-	-	500	-	3,500	-	4,000
Northwood Dr Extension - Dimond Blvd to Strawberry Rd	-	-	3,000	-	14,000	-	17,000
Nunaka Valley Area Lighting Improvements	-	-	800	800	800	800	3,200
Oberg Rd Safety Trail - Deer Park Dr to Homestead Rd	-	-	500	-	-	-	500
Old Seward Hwy/Huffman Rd Area Local Road Rehab	-	-	1,000	-	-	-	1,000
Old Seward Hwy/Int'l Airport Rd Area Storm Reconstruction	-	-	500	-	3,000	-	3,500
Opal Dr Road and Drainage Rehab	-	-	-	1,000	-	-	1,000
Pedestrian Safety and Rehab Annual Program	-	-	1,000	1,000	1,000	1,000	4,000
Peters Creek Starner Bridge Replacement	-	-	4,000	-	-	-	4,000
Porcupine Trail Rd at Rabbit Creek Bridge Replacement	-	-	300	-	-	-	300
Queensgate Subdivision Area Road Reconstruction	-	-	-	9,000	-	-	9,000
Regal Mountain Dr Area Reconstruction	-	-	4,000	-	-	-	4,000
Rogers Park Elementary School Overpass Replacement	-	-	-	5,100	-	-	5,100
Senate District H Residential Pavement Rehabilitation	-	-	3,000	3,000	3,000	3,000	12,000
Senate District I Residential Pavement Rehabilitation	-	-	3,000	3,000	3,000	3,000	12,000
Senate District J Residential Pavement Rehabilitation	-	-	3,000	3,000	3,000	3,000	12,000
Senate District K Residential Pavement Rehabilitation	-	-	3,000	3,000	3,000	3,000	12,000
Senate District L Residential Pavement Rehabilitation	-	-	3,000	3,000	3,000	3,000	12,000
Senate District M Residential Pavement Rehabilitation	-	-	3,000	3,000	3,000	3,000	12,000
Small Boat Harbor Access Rd Upgrade - Ship Creek to Small Boat Harbor	-	-	1,000	-	-	-	1,000
South Addition Sidewalk Rehab	-	-	500	-	-	-	500
Spenard Area Railroad Crossing Pedestrian Safety Improvements	-	-	100	-	-	-	100
Stairway Replacement - Saturday Market to ARR Depot	-	-	350	-	-	-	350

## 2019 - 2024 Capital Improvement Program State Funding Requests by Department

(in thousands)

Projects	2019	2020	2021	2022	2023	2024	Total
Voyles Blvd Safety Trail - South Peters Creek Exit to Homestead Rd	-	-	500	-	-	-	500
W 13th Ave Retaining Wall Replacement at R St	-	-	50	250	-	-	300
W Dimond Blvd Upgrade Phase II - Jodhpur Rd to Westpark Dr	-	-	1,500	-	7,000	-	8,500
Wentworth St Surface Rehab - Northwestern Ave to South End	-	-	-	250	-	-	250
Wright St at E Tudor Rd Pedestrian Safety	-	-	200	-	400	-	600
<b>Project Management &amp; Engineering</b>	-	-	<b>114,180</b>	<b>70,350</b>	<b>150,100</b>	<b>50,800</b>	<b>385,430</b>
<b>Total</b>	<b>44,701</b>	<b>25,715</b>	<b>121,465</b>	<b>75,855</b>	<b>159,550</b>	<b>52,000</b>	<b>479,286</b>

## 2019 - 2024 Capital Improvement Program Federal Funding Requests by Department

(in thousands)

Projects	2019	2020	2021	2022	2023	2024	Total
<b>Parks &amp; Recreation</b>							
P&R Anch Administration							
Northeast Connector Trail	1,400	-	-	-	-	-	1,400
<b>Parks &amp; Recreation</b>	<b>1,400</b>	<b>-</b>	<b>-</b>	<b>-</b>	<b>-</b>	<b>-</b>	<b>1,400</b>
<b>Public Transportation</b>							
PTD Administration							
Bus Storage Roof Repair	1,250	-	-	-	-	-	1,250
C St and 7th Ave Bus Stop Improvement	1,000	-	-	-	-	-	1,000
PTD Operations & Maintenance							
Bus Stop Improvements	380	487	210	460	460	460	2,457
Capital Vehicle Maintenance	200	-	-	-	-	-	200
ITS/Automated Operating Systems	2,000	1,700	222	200	200	200	4,522
Support Equipment	200	200	200	200	200	200	1,200
Transit Facility Rehab/Upgrades	2,000	1,000	-	-	-	-	3,000
Transit Fleet Vehicle Replacement	1,715	200	1,232	200	200	200	3,747
<b>Public Transportation</b>	<b>8,745</b>	<b>3,587</b>	<b>1,864</b>	<b>1,060</b>	<b>1,060</b>	<b>1,060</b>	<b>17,376</b>
<b>Total</b>	<b>10,145</b>	<b>3,587</b>	<b>1,864</b>	<b>1,060</b>	<b>1,060</b>	<b>1,060</b>	<b>18,776</b>

## 2019 - 2024 Capital Improvement Program Other Funding Requests by Department

(in thousands)

Projects	2019	2020	2021	2022	2023	2024	Total
<b>Economic &amp; Community Development</b>							
ECD Administration							
Geographic Information Systems (GIS) Image Update	225	-	-	-	-	-	225
<b>Economic &amp; Community Development</b>	<b>225</b>	<b>-</b>	<b>-</b>	<b>-</b>	<b>-</b>	<b>-</b>	<b>225</b>
<b>Fire</b>							
FD Administration							
Fire Air Resources Equipment Replacement	226	-	-	-	-	-	226
<b>Fire</b>	<b>226</b>	<b>-</b>	<b>-</b>	<b>-</b>	<b>-</b>	<b>-</b>	<b>226</b>
<b>Health &amp; Human Services</b>							
H&HS Administration							
Animal Care and Control Facility Kennel Flooring Replacement	60	-	-	-	-	-	60
<b>Health &amp; Human Services</b>	<b>60</b>	<b>-</b>	<b>-</b>	<b>-</b>	<b>-</b>	<b>-</b>	<b>60</b>
<b>Information Technology</b>							
IT Application Services							
Application Services Hardware and Software	67	-	-	-	-	-	67
ASM and AFM Security Modules for F-5	97	-	-	-	-	-	97
IT Data Services							
Records Management Storage	225	-	-	-	-	-	225
IT SAP Services							
SAP Governance, Risk, and Compliance	-	523	-	-	-	-	523
SAP Infrastructure Development	350	-	-	-	-	-	350
SAP Test Data Migration Server	-	910	-	-	-	-	910
IT Security							
Enterprise SIEM Event Logging and Correlation	-	50	50	50	50	50	250
Security Hardware and Software Refresh	500	50	50	50	50	50	750
IT Technology Services							
Database Infrastructure Replacement	100	-	-	100	-	-	200
Desktop Life Cycle Management	20	20	20	20	20	20	120
Network/Equipment Life Cycle Management	300	300	300	300	300	300	1,800
PBX Phone System Life Cycle Management	75	75	75	75	75	75	450
Server and Storage Hardware and Software Life Cycle Management	403	200	200	200	200	200	1,403
<b>Information Technology</b>	<b>2,137</b>	<b>2,128</b>	<b>695</b>	<b>795</b>	<b>695</b>	<b>695</b>	<b>7,145</b>
<b>Library</b>							
Library							
Loussac Library Phase Two	-	-	5,000	30,000	-	-	35,000
<b>Library</b>	<b>-</b>	<b>-</b>	<b>5,000</b>	<b>30,000</b>	<b>-</b>	<b>-</b>	<b>35,000</b>
<b>Maintenance &amp; Operations</b>							
MO Maintenance & Operations							
1% for Art Conservation	50	-	-	-	-	-	50
Fleet Maintenance Replacement Purchases	2,300	5,384	9,826	6,746	4,440	5,082	33,778
Major Municipal Facility Upgrade Projects	476	476	476	476	476	476	2,856
<b>Maintenance &amp; Operations</b>	<b>2,826</b>	<b>5,860</b>	<b>10,302</b>	<b>7,222</b>	<b>4,916</b>	<b>5,558</b>	<b>36,684</b>
<b>Parks &amp; Recreation</b>							
P&R Eagle River/Chugiak							
Beach Lake Lodge and Cabin Improvements	100	-	-	-	-	-	100
Beach Lake Park NW ¼ Section 25	-	400	400	-	-	-	800

## 2019 - 2024 Capital Improvement Program Other Funding Requests by Department

(in thousands)

Projects	2019	2020	2021	2022	2023	2024	Total
Beach Lake Road Improvements	400	-	-	-	-	-	400
Chugiak Pool Improvements and Equipment	250	-	-	-	-	-	250
Dog Park(s) Planning and Development	300	-	-	-	-	-	300
Loretta French Park - Parking lot	-	-	-	50	-	-	50
Maintenance Equipment	-	200	-	-	-	-	200
Maintenance Shop - Fish Hatchery Road - Acquisition	-	500	250	250	-	-	1,000
McDonald Center - Driveway Rehabilitation	-	-	-	-	-	250	250
Mirror Lake - Parking Lot Rehabilitation and Striping	-	-	-	-	500	-	500
Oberg Soccer Fields - Parking Rehabilitation and Safety/Security Lighting	-	-	500	-	-	-	500
Peters Creek/Marianna Koehler - Parking rehabilitation	-	-	-	-	-	250	250
Security Cameras	70	-	-	-	-	-	70
Town Square Park - Pathway and Parking Rehabilitation	-	-	-	100	-	-	100
<b>Parks &amp; Recreation</b>	<b>1,120</b>	<b>1,100</b>	<b>1,150</b>	<b>400</b>	<b>500</b>	<b>500</b>	<b>4,770</b>
<b>Project Management &amp; Engineering</b>							
PME Project Management & Engineering							
Eagle River/Chugiak Road and Drainage Rehab	600	600	600	600	600	600	3,600
<b>Project Management &amp; Engineering</b>	<b>600</b>	<b>600</b>	<b>600</b>	<b>600</b>	<b>600</b>	<b>600</b>	<b>3,600</b>
<b>Total</b>	<b>7,194</b>	<b>9,688</b>	<b>17,747</b>	<b>39,017</b>	<b>6,711</b>	<b>7,353</b>	<b>87,710</b>



## 2019 - 2024 Capital Improvement Program All Projects - Alphabetically

Project	Department
1% for Art Conservation	MO
11th Ave/12th Ave Area Road Reconstruction - East of Valley St	PME
120th Ave Upgrade - Johns Rd to Old Seward Hwy	PME
15th Ave at Sitka St Pedestrian Crossing Improvements	PME
15th Ave Surface Rehab - Minnesota Dr to Gambell St	PME
2nd Ave/Nelchina St Area Storm Drain Improvements Phase II	PME
36th Ave Resurfacing - Old Seward Hwy to Lake Otis Pkwy	PME
42nd Ave Upgrade - Lake Otis Pkwy to Florina St	PME
46th Ave Upgrade - Folker St to MOA Elmore Campus	PME
48th Ave/Cordova St Reconstruction Old Seward Hwy to International Airport Rd	PME
4th Ave and Reeve Blvd Area Drainage Improvements	PME
4th Ave Signals and Lighting Upgrade - A St to E St	PME
64th Ave and Meadow St Area Drainage Improvements	PME
64th Ave Upgrade - Brayton Dr to Quinhagak St	PME
68th Ave Reconstruction - Brayton Dr to Lake Otis Pkwy	PME
7th Ave Surface Rehabilitation - L St to A St (not including G St to E St)	PME
88th Ave Surface Rehab - Abbott Rd to Lake Otis Pkwy	PME
88th Ave Upgrade - Jewel Lake Park to Jewel Lake Rd	PME
8th Ave at A St and C St Pedestrian Safety	PME
Academy Dr/Vanguard Dr Area Traffic Circulation Improvements - Brayton Dr to Abbott Rd	PME
ADA Improvements	PME
AFD Vehicle Maintenance Facility Upgrades	MO
Airport Heights Elementary School Walkway Connector - Condos to 16th Ave	PME
Alaska Railroad Crossing Rehabs	PME
Anchorage Area-Wide Radio Network Infrastructure Upgrade	MO
Anchorage Golf Course	MO
Anchorage Historical Properties Renovations	MO
Anchorage Memorial Cemetery	MO
Anchorage Safe Routes to Schools	PME
Anchorage Senior Center	HHS
Anchorage Senior Center Renovations	MO
Anchorage Senior Center Sky Light Replacement	MO
Anchorage Signal System, Signage, and Safety Improvements	TR
Animal Care and Control Facility Kennel Flooring Replacement	HHS
APD Alternate Dispatch Relocation to APD Training Center	PD
APD Headquarters Evidence/Crime Lab Remodel	PD
APD Headquarters Expansion - Phase III - Facility Improvement Project	PD
APDES Stormwater Maintenance Equipment	MO
Application Services Hardware and Software	IT
ARDSA Alley Paving	PME

DS - Development Services; FD - Fire; HHS - Health & Human Services; IT - Information Technology; LIB - Library; MO - Maintenance & Operations; OECD - Economic & Community Development; PD - Police; PME - Project Management & Engineer

## 2019 - 2024 Capital Improvement Program All Projects - Alphabetically

Project	Department
ARDSA Street Light Improvements	PME
Arlberg Ave Upgrade - Garmisch Rd to Aspen Mountain Rd	PME
ASM and AFM Security Modules for F-5	IT
Athletic Field Safety Improvements	PR
Barnan Subd Area Drainage Improvements	PME
Beach Lake Lodge and Cabin Improvements	PR
Beach Lake Park NW ¼ Section 25	PR
Beach Lake Road Improvements	PR
Ben Boeke Ice Arena Upgrades	MO
Birchtree/Elmore LRSA Road and Drainage	PME
Boniface Pkwy Pedestrian Improvements - 22nd Ave to Debarr Rd	PME
Boundary Ave Surface Rehab - Oklahoma St to Muldoon Rd	PME
Brooks Rd/Chugiak Rd/Cross Rd Upgrade	PME
Bus Stop Improvements	PT
Bus Storage Roof Repair	PT
C St and 7th Ave Bus Stop Improvement	PT
Campbell Creek Trail Rehabilitation and Way Finding	PR
Campbell Woods Subd Area Road and Drainage Improvements	PME
Canyon Rd Improvements - Upper DeArmoun Rd to Chugach State Park	PME
Capital Vehicle Maintenance	PT
Caravelle Dr Surface Rehab - Raspberry Rd to Jewel Lake Rd	PME
CBERRRSA Residential Pavement Rehabilitation	PME
CBERRRSA Snow Storage Site Development	MO
Centennial Camper Park	PR
Chanshtnu Muldoon Park, Phase III	PR
Chester Creek Cleanup	PME
Chester Creek Complex Facility Safety, Security and ADA Upgrades	PR
Chester Creek Flooding - Lagoon to A St	PME
Chester Creek Sports Complex	PME
Chugach State Park Access Improvements	PME
Chugach Way Upgrade - Spenard Rd to Arctic Blvd	PME
Chugiak - Eagle River Areawide Aquifer Study	PME
Chugiak - Eagle River Areawide Drainage Plan	PME
Chugiak Pool Improvements and Equipment	PR
Chugiak Senior Center	HHS
Chugiak Senior Center Phase II and III	MO
Citation Rd Upgrade - Eagle River Lp Rd to Eagle River Ln	PME
Columbine St Area Drainage Improvements	PME
Commercial Dr Surface Rehab - 3rd Ave to Mountain View Dr	PME
Cordova St ADA Improvements - 3rd Ave to 16th Ave	PME

DS - Development Services; FD - Fire; HHS - Health & Human Services; IT - Information Technology; LIB - Library; MO - Maintenance & Operations; OECD - Economic & Community Development; PD - Police; PME - Project Management & Engineer

## 2019 - 2024 Capital Improvement Program All Projects - Alphabetically

Project	Department
Cordova St Lighting Improvements - 3rd Ave to 16th Ave	PME
Cordova St Trail Connections to Ship Creek and Chester Creek	PME
Country Woods Subdivision Area Road Reconstruction	PME
Cuddy Family Midtown Park Warming Facility	PR
Dale St Pedestrian Improvements - 40th Ave to Tudor Rd	PME
Database Infrastructure Replacement	IT
Dave Rose Park - Parking Lot Expansion	PR
Davis Park Upgrades	PR
Decontamination and Rehabilitation Vehicle	FD
Dempsey Anderson Ice Arena Upgrades	MO
Dena'ina Center	MO
Desktop Life Cycle Management	IT
Deteriorated Properties Remediation	MO
Dog Park(s) Planning and Development	PR
Dowling and Sunchase Bus Turnout/Stop	PME
Downtown Library	LIB
Downtown Lighting and Signals Upgrades	PME
Duben Ave Upgrade - Muldoon Rd to Bolin St	PME
E 20th Ave Pedestrian Improvements - Tikishla Park to Bragraw St	PME
E 68th Ave/Greenwood Dr Area Drainage Improvements	PME
Eagle River Ln Upgrade - Eagle River Rd to Ptarmigan Blvd	PME
Eagle River Traffic Mitigation Phase I - Business Blvd to Eagle River Rd	PME
Eagle River/Chugiak Road and Drainage Rehab	PME
Eagle St Surface Rehab - 3rd Ave to 6th Ave	PME
East Northern Lights Blvd Pedestrian Overpass ADA Improvements at Rogers Park Elementary	PME
Egan Center Upgrades	MO
Elderberry Park	PR
Elmrich Subdivision Area Drainage	PME
Enterprise SIEM Event Logging and Correlation	IT
Facility Safety Upgrades	PR
Facility Safety/Code Upgrades	MO
Fairview Area Alley Paving	PME
Fairview Area Lighting Upgrades	PME
Far North Bicentennial Park Trail Safety Upgrades	PR
Fire Air Resources Equipment Replacement	FD
Fire Ambulance Replacement	FD
Fire Engine Replacement	FD
Fire Ladder Truck Replacement	FD
Fire Lifepack 12 Cardiac Monitors the Lucas CPR Chest Compression Systems Replacement	FD
Fire Water Tender Replacement	FD

DS - Development Services; FD - Fire; HHS - Health & Human Services; IT - Information Technology; LIB - Library; MO - Maintenance & Operations; OECD - Economic & Community Development; PD - Police; PME - Project Management & Engineer

## 2019 - 2024 Capital Improvement Program All Projects - Alphabetically

Project	Department
Fireweed Ln at Arctic Blvd Pedestrian Safety	PME
Fish Creek Improvements Phase V - Cook Inlet to Lake Otis Pkwy	PME
Fleet Maintenance Replacement Purchases	MO
Fleet Maintenance Shop	MO
Flooding, Glaciation, and Drainage Annual Program	PME
Four Seasons Mobile Home Park Area Storm Drain Improvements	PME
Geneva Woods South Subd Area Drainage Improvements	PME
Geographic Information Systems (GIS) Image Update	OECD
Gilmore and Prosperity Estates Subd Area Road Resurfacing	PME
Girdwood Airport Access Road Reconstruction	PME
Girdwood Comprehensive Road and Drainage Study	PME
Girdwood Library - Rehabilitation and Upgrades (for 10 Year Anniversary)	LIB
Girdwood Multipurpose Community Facility	MO
Girdwood RSA Road and Drainage System Rehabilitation	PME
Golden View Dr Safety Upgrades - Rabbit Creek Rd to Romania Dr	PME
Government Hill Community-wide Park Plan and Improvements	PR
Hamilton Park Trail and Playground Renovation	PR
HAZMAT Response Vehicle	FD
House District 27 Residential Pavement Rehabilitation	PME
House District 28 Residential Pavement Rehabilitation	PME
Image Dr/Reflection Dr Area Road Reconstruction	PME
Intersection Resurfacing	PME
Intersection Safety and Congestion Relief Annual Program	TR
ITS/Automated Operating Systems	PT
Juneau St/Karluk St Area Storm Drain Improvements - 16th Ave to 20th Ave	PME
Klatt Rd Surface Rehab Phase II - Puma St to Spyglass Cir	PME
Kwik Log Subdivision Area Surface Rehab	PME
Lake Otis Pkwy Pedestrian Overpass ADA Improvements at Lake Otis Elementary	PME
Lake Otis Pkwy Surface Rehab - Abbott Rd to Huffman Rd	PME
Lakehurst Dr Area Drainage Improvements Phase IV	PME
Lakeridge Subd Area Drainage Improvements	PME
Laviento Dr Extension/Reconstruction - King St to 87th Ave	PME
Little Campbell Creek Basin Improvements	PME
Lois Dr Upgrade - Northern Lights Blvd to W 36th Ave	PME
Loretta French Park - Parking lot	PR
Loussac Library - Elevator Modernization	LIB
Loussac Library Phase Two	LIB
Low Impact Development Annual Program	PME
Lower Ship Creek Trail Connections	PME
M St Improvements - 4th Ave to 5th Ave	PME

DS - Development Services; FD - Fire; HHS - Health & Human Services; IT - Information Technology; LIB - Library; MO - Maintenance & Operations; OECD - Economic & Community Development; PD - Police; PME - Project Management & Engineer

## 2019 - 2024 Capital Improvement Program All Projects - Alphabetically

Project	Department
Maintenance Equipment	PR
Maintenance Shop - Fish Hatchery Road - Acquisition	PR
Major Municipal Facility Fire Alarm System Replacement Phase III	MO
Major Municipal Facility Upgrade Projects	MO
Major Municipal Facility Upgrade Projects - Deferred	MO
Maplewood St Trail Connection - Sitka St to Bannister Dr	PME
Mary and Ellen Ave Area Storm Drainage	PME
McDonald Center - Driveway Rehabilitation	PR
Mesquite Cir and E 80th Ave Area Lighting Improvements	PME
Midtown Corridor Improvements, Denali St Area - Fireweed to Tudor Rd	PME
Mirror Lake - Parking Lot Rehabilitation and Striping	PR
Mountain Air Dr/Hillside Dr Extension	PME
Mountain View Area Traffic and Pedestrian Safety	PME
Mountain View Dr Pedestrian Lighting Improvements Phase II - Lane St to Boniface Pkwy	PME
Mountain View Dr/Bragaw St Surface Rehab - Taylor St to McCarrey St	PME
Mountain View Library - Safety Rehabilitation and Upgrades (for 10 Year Anniversary)	LIB
Muldoon Library Tenant Improvement at New Location	LIB
Multi-Use Trails Bridge Upgrades	PR
Network/Equipment Life Cycle Management	IT
Nichols St Area Drainage	PME
North Fairview Bike and Pedestrian Safety Improvements	PME
Northeast Connector Trail	PR
Northern Lights Blvd Eastbound Capacity Improvements - Lake Otis Pkwy to Bragaw St	PME
Northwood Dr Extension - Dimond Blvd to Strawberry Rd	PME
Nunaka Valley Area Lighting Improvements	PME
Oberg Rd Safety Trail - Deer Park Dr to Homestead Rd	PME
Oberg Soccer Fields - Parking Rehabilitation and Safety/Security Lighting	PR
Ocean Dock Rd Upgrade - Port Entrance to Whitney Rd	PME
Old Seward Hwy Surface Rehab - Tudor Rd to International Airport Rd	PME
Old Seward Hwy/Huffman Rd Area Local Road Rehab	PME
Old Seward Hwy/Int'l Airport Rd Area Storm Reconstruction	PME
Opal Dr Road and Drainage Rehab	PME
Parking Lot Upgrades	PR
PBX Phone System Life Cycle Management	IT
Pedestrian Safety and Rehab Annual Program	PME
Performing Arts Center Upgrades	MO
Peters Creek Starmer Bridge Replacement	PME
Peters Creek/Marianna Koehler - Parking rehabilitation	PR
Playground Development - All-Inclusive	PR
Pleasant Valley Subdivision Area Road and Drainage Rehab	PME

DS - Development Services; FD - Fire; HHS - Health & Human Services; IT - Information Technology; LIB - Library; MO - Maintenance & Operations; OECD - Economic & Community Development; PD - Police; PME - Project Management & Engineer

## 2019 - 2024 Capital Improvement Program All Projects - Alphabetically

Project	Department
Pool Filtration System	MO
Porcupine Building Roof Replacement	MO
Porcupine Trail Rd at Rabbit Creek Bridge Replacement	PME
Potter Valley Rd Surface Rehab - Old Seward Hwy to Greece Dr	PME
Providence Dr Surface Rehab - Lake Otis Pkwy to Elmore Rd	PME
Public Health Facility Replacement FF&E	HHS
Queensgate Subdivision Area Road Reconstruction	PME
Quinhagak St Upgrade - E Dowling Rd to Askeland Dr	PME
Railroad Overpass Rehabilitation at W Northern Lights Blvd and E 76th Ave	PME
Records Management Storage	IT
Recycled Asphalt Pavement (RAP) and Subbase Rehabilitation	PME
Reeve Blvd Street Maintenance Facility	MO
Regal Mountain Dr Area Reconstruction	PME
Reka Dr Southside Separated Pedestrian Facility and Storm Drain Replacement - Bragaw St to Pine St	PME
Replace Glacier City Hall and Little Bears Facilities - Girdwood	MO
Road and Storm Drain Improvements Annual Program	PME
Rogers Park Elementary School Overpass Replacement	PME
Russian Jack Springs Park Safety and ADA Improvements	PR
SAP Governance, Risk, and Compliance	IT
SAP Infrastructure Development	IT
SAP Test Data Migration Server	IT
School Zone Safety	TR
Security Cameras	PR
Security Fencing at Old ANMC Hospital Property	MO
Security Hardware and Software Refresh	IT
Senate District H Residential Pavement Rehabilitation	PME
Senate District I Residential Pavement Rehabilitation	PME
Senate District J Residential Pavement Rehabilitation	PME
Senate District K Residential Pavement Rehabilitation	PME
Senate District L Residential Pavement Rehabilitation	PME
Senate District M Residential Pavement Rehabilitation	PME
Server and Storage Hardware and Software Life Cycle Management	IT
Shop Expansion	FD
Silver Spruce Dr Area Drainage	PME
Small Boat Harbor Access Rd Upgrade - Ship Creek to Small Boat Harbor	PME
Sound Barrier/Retaining Wall Replacement	PME
South Addition Sidewalk Rehab	PME
South Anchorage - Library Materials Dispenser	LIB
South Anchorage Sports Park, Phase III, Construction of Bike Park	PR

DS - Development Services; FD - Fire; HHS - Health & Human Services; IT - Information Technology; LIB - Library; MO - Maintenance & Operations; OECD - Economic & Community Development; PD - Police; PME - Project Management & Engineer

## 2019 - 2024 Capital Improvement Program All Projects - Alphabetically

Project	Department
Southcentral Law Enforcement Tactical Range Academic Facility	PD
Spenard Area Railroad Crossing Pedestrian Safety Improvements	PME
Spenard Recreation Center Improvements	PR
Sperstad Subdivision Area Road Reconstruction	PME
Spinnaker Dr Area Storm Drain Improvements	PME
Spruce St Upgrade/Extension - Dowling Rd to 68th Ave	PME
Stairway Replacement - Saturday Market to ARR Depot	PME
Storck Park Winter Use Trail Improvements	PR
Storm Drain Condition Assessment and Rehabilitation Program	PME
Sullivan Arena Facility Upgrades	MO
Support Equipment	PT
Taku Park Improvements	PR
Tall Spruce/Whitehall/Crawford/Terry Resurfacing	PME
Tikishla Park	PR
Town Square Park - Pathway and Parking Rehabilitation	PR
Traffic Calming and Safety Improvements	TR
Transit Facility Rehab/Upgrades	PT
Transit Fleet Vehicle Replacement	PT
Tudor Centre Dr/Diplomacy Dr Area Resurfacing	PME
Turnagain St Upgrade - Northern Lights Blvd to 35th Ave	PME
Underground Contaminated Site Remediation	MO
University Lake Park	PR
Ure Park Improvements	PR
Voyles Blvd Safety Trail - South Peters Creek Exit to Homestead Rd	PME
W 13th Ave Retaining Wall Replacement at R St	PME
W 32nd and E 33rd Ave Upgrades - Arctic Blvd to Old Seward Hwy	PME
W Dimond Blvd Upgrade Phase II - Jodhpur Rd to Westpark Dr	PME
Waldron/Alpenhorn Surface Rehab - Brayton Dr to Lake Otis Pkwy	PME
Wentworth St Surface Rehab - Northwestern Ave to South End	PME
Whitney Dr Upgrade - North C St to Post Rd	PME
William B Lyons Park Playground Installation	PR
Wright St at E Tudor Rd Pedestrian Safety	PME
Zodiac Manor Subd Area Surface Rehab Phase 1	PME

DS - Development Services; FD - Fire; HHS - Health & Human Services; IT - Information Technology; LIB - Library; MO - Maintenance & Operations; OECD - Economic & Community Development; PD - Police; PME - Project Management & Engineer

**2019 Capital Improvement Budget  
Economic & Community Development Department**

(in thousands)

<b>Projects</b>	<b>Bonds</b>	<b>State</b>	<b>Federal</b>	<b>Other</b>	<b>Total</b>
Geographic Information Systems (GIS) Image Update	-	-	-	225	225
<b>Total</b>	<b>-</b>	<b>-</b>	<b>-</b>	<b>225</b>	<b>225</b>



## 2019 - 2024 Capital Improvement Program Economic & Community Development Department

(in thousands)

Projects	Year	Bonds	State	Federal	Other	Total
Infrastructure						
Geographic Information Systems (GIS) Image Update	2019	-	-	-	225	225
	<b>Total</b>	<b>-</b>	<b>-</b>	<b>-</b>	<b>225</b>	<b>225</b>

**Geographic Information Systems (GIS) Image Update**

<b>Project ID</b>	OEC2019001	<b>Department</b>	Economic & Community Development
<b>Project Type</b>	IT	<b>Start Date</b>	January 2019
<b>Location</b>		<b>End Date</b>	December 2019

**Description**

This funding would be to pay a firm to acquire and process aerial images that the MOA would have the rights to share with the public. These images would be used as foundational images for a broad range of municipal and private business needs including emergency response, construction, zoning, etc. The latest set of images that the MOA has is from 2015 and the industry standard is to have the images updated every three years.

Contracts should be in place by end of February to get the timing right for flights before the leaves grow on the trees. The images can be in use within 1 month of delivery to the MOA.

This funding is requested to be a loan that will be paid off via allocations to users of the GIS service.

**Version** 2019 Proposed

		2019	2020	2021	2022	2023	2024	Total
<b>Revenue Sources</b>	<b>Fund</b>							
Contributions from Other Funds	401800 - Areawide General CIP Contributions	225	-	-	-	-	-	225
<b>Total (in thousands)</b>		<b>225</b>	<b>-</b>	<b>-</b>	<b>-</b>	<b>-</b>	<b>-</b>	<b>225</b>

## 2019 Capital Improvement Budget Fire Department

(in thousands)

<b>Projects</b>	<b>Bonds</b>	<b>State</b>	<b>Federal</b>	<b>Other</b>	<b>Total</b>
Decontamination and Rehabilitation Vehicle	250	-	-	-	250
Fire Air Resources Equipment Replacement	750	-	-	226	976
Fire Ambulance Replacement	1,050	-	-	-	1,050
Fire Engine Replacement	800	-	-	-	800
Fire Ladder Truck Replacement	1,400	-	-	-	1,400
Fire Lifepack 12 Cardiac Monitors the Lucas CPR Chest Compression Systems Replacement	280	-	-	-	280
<b>Total</b>	<b>4,530</b>	<b>-</b>	<b>-</b>	<b>226</b>	<b>4,756</b>

## 2019 - 2024 Capital Improvement Program Fire Department

(in thousands)

Projects	Year	Bonds	State	Federal	Other	Total
Anchorage Fire						
Decontamination and Rehabilitation Vehicle	2019	250	-	-	-	250
Fire Air Resources Equipment Replacement	2019	750	-	-	226	976
	2020	750	-	-	-	750
	2021	750	-	-	-	750
		2,250	-	-	226	2,476
Fire Engine Replacement	2019	800	-	-	-	800
	2020	2,500	-	-	-	2,500
	2021	1,600	-	-	-	1,600
	2022	800	-	-	-	800
	2023	800	-	-	-	800
	2024	1,600	-	-	-	1,600
		8,100	-	-	-	8,100
Fire Ladder Truck Replacement	2019	1,400	-	-	-	1,400
	2022	1,400	-	-	-	1,400
		2,800	-	-	-	2,800
Fire Water Tender Replacement	2021	425	-	-	-	425
	2022	425	-	-	-	425
		850	-	-	-	850
HAZMAT Response Vehicle	2023	1,000	-	-	-	1,000
Shop Expansion	2020	4,000	-	-	-	4,000
Emergency Medical Services						
Fire Ambulance Replacement	2019	1,050	-	-	-	1,050
	2020	700	-	-	-	700
	2021	1,050	-	-	-	1,050
	2022	700	-	-	-	700
	2023	1,050	-	-	-	1,050
	2024	700	-	-	-	700
		5,250	-	-	-	5,250
Fire Lifepack 12 Cardiac Monitors the Lucas CPR Chest Compression Systems Replacement	2019	280	-	-	-	280
	2020	290	-	-	-	290
	2021	300	-	-	-	300
	2022	310	-	-	-	310
	2023	310	-	-	-	310

## 2019 - 2024 Capital Improvement Program Fire Department

(in thousands)

Projects	Year	Bonds	State	Federal	Other	Total
Fire Lifepack 12 Cardiac Monitors the Lucas CPR Chest Compression Systems Replacement	2024	310	-	-	-	310
		1,800	-	-	-	1,800
	<b>Total</b>	<b>26,300</b>	<b>-</b>	<b>-</b>	<b>226</b>	<b>26,526</b>

**Decontamination and Rehabilitation Vehicle**

<b>Project ID</b>	FD2019005	<b>Department</b>	Fire
<b>Project Type</b>	Replacement	<b>Start Date</b>	May 2019
<b>Location</b>		<b>End Date</b>	December 2020

**Description**

This project is to replace the Decontamination and Rehabilitation Vehicle in accordance with Anchorage Fire Department's (AFD) apparatus replacement schedule. The AFD has a replacement schedule that follows national standards for replacement of front line fire apparatus. Vehicles typically have a lifespan of 15 years or 150,000 miles. The Municipality is requesting funding to replace one (1) Decontamination and Rehabilitation Vehicle.

**Version** 2019 Proposed

		2019	2020	2021	2022	2023	2024	Total
<b>Revenue Sources</b>	<b>Fund</b>							
Bond Sale Proceeds	431100 - Anchorage Fire SA CIP Bond	250	-	-	-	-	-	250
<b>Total (in thousands)</b>		<b>250</b>	<b>-</b>	<b>-</b>	<b>-</b>	<b>-</b>	<b>-</b>	<b>250</b>

**Fire Air Resources Equipment Replacement**

<b>Project ID</b>	AFD2015001	<b>Department</b>	Fire
<b>Project Type</b>	Upgrade	<b>Start Date</b>	May 2017
<b>Location</b>	Assembly: Areawide, HD 50: Anchorage Areawide, Community: Anchorage Fire Service Area	<b>End Date</b>	December 2018

**Description**

This project would replace the entire inventory of Self-Contained Breathing Apparatus (SCBAs) for Anchorage Fire Department (AFD) and replace the air compressors required to support the equipment. The AFD seeks SCBAs that provide reliable in-mask communications and comply with the current national standards. The AFD has \$226,000 that is intended as a contribution to the funding of this project.

**Version** 2019 Proposed

		2019	2020	2021	2022	2023	2024	Total
<b>Revenue Sources</b>	<b>Fund</b>							
Contributions from Other Funds	431800 - Anchorage Fire SA CIP Contributions	226	-	-	-	-	-	226
Bond Sale Proceeds	431100 - Anchorage Fire SA CIP Bond	750	750	750	-	-	-	2,250
<b>Total (in thousands)</b>		<b>976</b>	<b>750</b>	<b>750</b>	<b>-</b>	<b>-</b>	<b>-</b>	<b>2,476</b>

**Fire Ambulance Replacement**

<b>Project ID</b>	AFD07008	<b>Department</b>	Fire
<b>Project Type</b>	Replacement	<b>Start Date</b>	May 2018
<b>Location</b>	Assembly: Areawide, HD 50: Anchorage Areawide, Community: Areawide	<b>End Date</b>	December 2018

**Description**

Programmed replacement of Areawide Emergency Medical Service (EMS) Medical Intensive Care Unit (MICU) ambulances to provide basic and advanced life support services and transport patients throughout the Municipality of Anchorage. Replace MICU ambulances in accordance with the Anchorage Fire Department's (AFD) vehicle replacement plan. Ambulances are heavily used and incur high levels of mileage. Ambulances are replaced approximately every 7 years.

**Version** 2019 Proposed

<b>Revenue Sources</b>	<b>Fund</b>	<b>2019</b>	<b>2020</b>	<b>2021</b>	<b>2022</b>	<b>2023</b>	<b>2024</b>	<b>Total</b>
Bond Sale Proceeds	401100 - Areawide General CIP Bond	1,050	700	1,050	700	1,050	700	5,250
<b>Total (in thousands)</b>		<b>1,050</b>	<b>700</b>	<b>1,050</b>	<b>700</b>	<b>1,050</b>	<b>700</b>	<b>5,250</b>



**Fire Engine Replacement**

<b>Project ID</b>	AFD07011	<b>Department</b>	Fire
<b>Project Type</b>	Replacement	<b>Start Date</b>	May 2017
<b>Location</b>	Assembly: Areawide, HD 50: Anchorage Areawide, Community: Anchorage Fire Service Area	<b>End Date</b>	December 2018

**Description**

This project is to replace Fire Engine(s) in accordance with Anchorage Fire Department's (AFD) apparatus replacement schedule. The AFD has a replacement schedule that follows national standards for replacement of front line fire apparatus. The Engine Company is the most common apparatus in the fleet and carries a pump, water tank, and fire hose. It responds to all types of emergencies including fires and medical emergencies. Engine Companies typically have a lifespan of 15 years or 150,000 miles. The Municipality is requesting funding to replace two (2) Engine Companies in 2019 and three (3) Engine Companies in 2021 that may include tools, equipment and fire hose.

**Version** 2019 Proposed

		2019	2020	2021	2022	2023	2024	Total
<b>Revenue Sources</b>	<b>Fund</b>							
Bond Sale Proceeds	431100 - Anchorage Fire SA CIP Bond	800	2,500	1,600	800	800	1,600	8,100
<b>Total (in thousands)</b>		<b>800</b>	<b>2,500</b>	<b>1,600</b>	<b>800</b>	<b>800</b>	<b>1,600</b>	<b>8,100</b>

**Fire Ladder Truck Replacement**

<b>Project ID</b>	AFD07018	<b>Department</b>	Fire
<b>Project Type</b>	Replacement	<b>Start Date</b>	May 2018
<b>Location</b>	Assembly: Areawide, HD 50: Anchorage Areawide, Community: Anchorage Fire Service Area	<b>End Date</b>	December 2018

**Description**

This project is to replace front line ladder truck companies in accordance the Anchorage Fire Department's (AFD) apparatus replacement schedule.

The AFD has a replacement schedule that follows national standards for replacement of front line fire apparatus. The truck company carries a ladder, pump and hose. It responds to all types of emergencies including fire and medical emergencies.

**Version** 2019 Proposed

		2019	2020	2021	2022	2023	2024	Total
<b>Revenue Sources</b>	<b>Fund</b>							
Bond Sale Proceeds	431100 - Anchorage Fire SA CIP Bond	1,400	-	-	1,400	-	-	2,800
<b>Total (in thousands)</b>		<b>1,400</b>	<b>-</b>	<b>-</b>	<b>1,400</b>	<b>-</b>	<b>-</b>	<b>2,800</b>

**Fire Lifepack 12 Cardiac Monitors the Lucas CPR Chest Compression Systems Replacement**

**Project ID** AFD07022 **Department** Fire  
**Project Type** Replacement **Start Date** May 2018  
**Location** Assembly: Areawide, HD 50: Anchorage **End Date** December 2021  
 Areawide, Community: Areawide

**Description**

Areawide Emergency Medical Service (EMS) replacement of five (5) LifePack 12 cardiac monitors with new upgraded units and five (5) Lucas Cardiopulmonary Resuscitation (CPR) Chest Compression Systems for the Anchorage Fire Department (AFD).

**Version** 2019 Proposed

		2019	2020	2021	2022	2023	2024	Total
<b>Revenue Sources</b>	<b>Fund</b>							
Bond Sale Proceeds	401100 - Areawide General CIP Bond	280	290	300	310	310	310	1,800
<b>Total (in thousands)</b>		<b>280</b>	<b>290</b>	<b>300</b>	<b>310</b>	<b>310</b>	<b>310</b>	<b>1,800</b>

**Fire Water Tender Replacement**

<b>Project ID</b>	AFD07023	<b>Department</b>	Fire
<b>Project Type</b>	Replacement	<b>Start Date</b>	May 2020
<b>Location</b>	Assembly: Areawide, HD 50: Anchorage Areawide, Community: Anchorage Fire Service Area	<b>End Date</b>	December 2020

**Description**

This project is to replace water tenders. Water tenders are used to shuttle water to areas without fire hydrants.

**Version** 2019 Proposed

		2019	2020	2021	2022	2023	2024	Total
<b>Revenue Sources</b>	<b>Fund</b>							
Bond Sale Proceeds	431100 - Anchorage Fire SA CIP Bond	-	-	425	425	-	-	850
<b>Total (in thousands)</b>		-	-	425	425	-	-	850

**HAZMAT Response Vehicle**

**Project ID** FD2019001 **Department** Fire  
**Project Type** Replacement **Start Date** May 2023  
**Location** **End Date** December 2024

**Description**

This project is to replace the hazardous materials (HAZMAT) Response Vehicle in accordance with Anchorage Fire Department's (AFD) apparatus replacement schedule. The AFD has a replacement schedule that follows national standards for replacement of front line fire apparatus. Front line Fire Apparatus typically have a lifespan of 20 years or 150,000 miles. The Municipality is requesting funding to replace one (1) HAZMAT Response Vehicle.

**Version** 2019 Proposed

		2019	2020	2021	2022	2023	2024	Total
<b>Revenue Sources</b>	<b>Fund</b>							
Bond Sale Proceeds	431100 - Anchorage Fire SA CIP Bond	-	-	-	-	1,000	-	1,000
<b>Total (in thousands)</b>		-	-	-	-	<b>1,000</b>	-	<b>1,000</b>

**Shop Expansion**

**Project ID** FD2019006 **Department** Fire  
**Project Type** Improvement **Start Date** May 2020  
**Location** **End Date**

**Description**

This would be an addition on to the existing shop, providing additional bays.

**Comments**

Need bays to enable us to work on large apparatus, for example the tiller. Would reduce the congestion of the shop so staff could be working on multiple units at a time.

**Version** 2019 Proposed

		2019	2020	2021	2022	2023	2024	Total
<b>Revenue Sources</b>	<b>Fund</b>							
Bond Sale Proceeds	431100 - Anchorage Fire SA CIP Bond	-	4,000	-	-	-	-	4,000
<b>Total (in thousands)</b>		<b>-</b>	<b>4,000</b>	<b>-</b>	<b>-</b>	<b>-</b>	<b>-</b>	<b>4,000</b>

## 2019 Capital Improvement Budget Health & Human Services Department

(in thousands)

<b>Projects</b>	<b>Bonds</b>	<b>State</b>	<b>Federal</b>	<b>Other</b>	<b>Total</b>
Anchorage Senior Center	2,222	-	-	-	2,222
Animal Care and Control Facility Kennel Flooring Replacement	-	-	-	60	60
Chugiak Senior Center	791	-	-	-	791
<b>Total</b>	<b>3,013</b>	<b>-</b>	<b>-</b>	<b>60</b>	<b>3,073</b>

## 2019 - 2024 Capital Improvement Program Health & Human Services Department

(in thousands)

Projects	Year	Bonds	State	Federal	Other	Total
Health and Human Services						
Anchorage Senior Center	2019	2,222	-	-	-	2,222
Animal Care and Control Facility Kennel Flooring Replacement	2019	-	-	-	60	60
Chugiak Senior Center	2019	791	-	-	-	791
Public Health Facility Replacement FF&E	2020	2,265	-	-	-	2,265
<b>Total</b>		<b>5,278</b>	<b>-</b>	<b>-</b>	<b>60</b>	<b>5,338</b>



**Anchorage Senior Center**

**Project ID** HHS2019001 **Department** Health & Human Services  
**Project Type** Improvement **Start Date** January 2019  
**Location** **End Date** December 2019

**Description**

This project will replace approximately 8,000 sqft of carpet within the senior center that with regular wear and tear has become a tripping hazard for seniors. The project includes renovation of the bathrooms to bring them to Americans with Disabilities Act (ADA) compliant. Includes compliance for commode height, railings, sink and door accessibility and flooring. The roof has reached its useful life and deterioration of the structure contributes to frequent roof leaks requiring repairs and patches. The aging roof and garage facility will be addressed during this project.

Facility renovations to include:

A continuation of a 2018 project that will cover 8,000 square feet in addition to the 16,000 square feet floor covering under the original project. #5 - Department priority with estimated cost \$127,000.

Bathrooms renovated in compliance with Americans with Disabilities Act (ADA). #7 - Department priority with estimated cost \$95,000.

Aging roof repair. #9 - Department priority. Estimated cost \$800,000.

New garage facility to replace aging facility. #11 - Department priority with estimated cost \$1,200,000.

---

**Version** 2019 Proposed

		2019	2020	2021	2022	2023	2024	Total
<b>Revenue Sources</b>	<b>Fund</b>							
Bond Sale Proceeds	401100 - Areawide General CIP Bond	2,222	-	-	-	-	-	2,222
<b>Total (in thousands)</b>		<b>2,222</b>	<b>-</b>	<b>-</b>	<b>-</b>	<b>-</b>	<b>-</b>	<b>2,222</b>

---

**Animal Care and Control Facility Kennel Flooring Replacement**

**Project ID** HHS2016017 **Department** Health & Human Services  
**Project Type** Renovation **Start Date** January 2019  
**Location** Assembly: Areawide, Community: Areawide **End Date** December 2019

**Description**

Complete flooring repair at the Anchorage Animal Care and Control Center located at 4711 Elmore Road, Anchorage, AK 99507.

Kennel floor is worn and peeling; repairs needed for sanitation and aesthetic purposes.

**Comments**

#2 - Department priority. Estimated cost \$60,000.

---

**Version** 2019 Proposed

		2019	2020	2021	2022	2023	2024	Total
<b>Revenue Sources</b>	<b>Fund</b>							
Contributions from Other Funds	401800 - Areawide General CIP Contributions	60	-	-	-	-	-	60
<b>Total (in thousands)</b>		<b>60</b>	<b>-</b>	<b>-</b>	<b>-</b>	<b>-</b>	<b>-</b>	<b>60</b>

---

**Chugiak Senior Center**

**Project ID** HHS2019005 **Department** Health & Human Services  
**Project Type** Rehabilitation **Start Date** January 2019  
**Location** **End Date** December 2019

**Description**

Facility renovations to include;

Carpet replacement due to buckling and detaching creating safety concerns; includes both administrative and assisted living areas. #6 Department priority with estimated cost of \$130,000.

Parking lot repair, resurfacing, and paving gravel lot. #8 Department priority with estimated cost of \$216,000.

Covered carports for residents to address safety concerns. #10 Department priority with estimated cost of \$445,000.

**Version** 2019 Proposed

		2019	2020	2021	2022	2023	2024	Total
<b>Revenue Sources</b>	<b>Fund</b>							
Bond Sale Proceeds	401100 - Areawide General CIP Bond	791	-	-	-	-	-	791
<b>Total (in thousands)</b>		<b>791</b>	<b>-</b>	<b>-</b>	<b>-</b>	<b>-</b>	<b>-</b>	<b>791</b>

**Public Health Facility Replacement FF&E**

**Project ID** HHS98001 **Department** Health & Human Services  
**Project Type** Upgrade **Start Date** February 2019  
**Location** Assembly: Areawide, HD 50: Anchorage **End Date** September 2020  
 Areawide

**Description**

The Municipality is seeking funding for the Furniture, Fixtures, and Equipment (FF&E) associated with the replacement of the 9th and L Street headquarters for the municipal Health & Human Services department (DHHS).

**Comments**

#1 - Department priority. Estimated cost \$2,265,000. The Municipality is actively taking steps to relocate the Department of Health and Human Services. The current timing and schedule of the relocation and development process recommends a request for bond funds in 2020. The existing facility was first built in 1960 as a three-story hospital and subsequently expanded to five floors. Currently, the facility houses the DHHS of the MOA, serving residents of Anchorage as a major health care clinic. The new building proposal involves redevelopment of the current DHHS location as well as development in the Tudor area. FF&E is not included in the cost of the DHHS facility replacement and must be funded separately.

Replacement of the facility is necessary because 1) the structure and its major systems have passed their useful life expectancy, resulting in high maintenance costs, 2) the configuration of the facility was not designed for its current use, resulting in inefficient use of space, and 3) non-friable asbestos exists throughout the building, creating a potential health hazard. FF&E is a critical for operations in the new facility.

**Version** 2019 Proposed

		2019	2020	2021	2022	2023	2024	Total
<b>Revenue Sources</b>	<b>Fund</b>							
Bond Sale Proceeds	401100 - Areawide General CIP Bond	-	2,265	-	-	-	-	2,265
<b>Total (in thousands)</b>		-	<b>2,265</b>	-	-	-	-	<b>2,265</b>

## 2019 Capital Improvement Budget Information Technology Department

(in thousands)

<b>Projects</b>	<b>Bonds</b>	<b>State</b>	<b>Federal</b>	<b>Other</b>	<b>Total</b>
Application Services Hardware and Software	-	-	-	67	67
ASM and AFM Security Modules for F-5	-	-	-	97	97
Database Infrastructure Replacement	-	-	-	100	100
Desktop Life Cycle Management	-	-	-	20	20
Network/Equipment Life Cycle Management	-	-	-	300	300
PBX Phone System Life Cycle Management	-	-	-	75	75
Records Management Storage	-	-	-	225	225
SAP Infrastructure Development	-	-	-	350	350
Security Hardware and Software Refresh	-	-	-	500	500
Server and Storage Hardware and Software Life Cycle Management	-	-	-	403	403
<b>Total</b>	<b>-</b>	<b>-</b>	<b>-</b>	<b>2,137</b>	<b>2,137</b>

## 2019 - 2024 Capital Improvement Program Information Technology Department

(in thousands)

Projects	Year	Bonds	State	Federal	Other	Total
Infrastructure						
Application Services Hardware and Software	2019	-	-	-	67	67
ASM and AFM Security Modules for F-5	2019	-	-	-	97	97
Database Infrastructure Replacement	2019	-	-	-	100	100
	2022	-	-	-	100	100
		-	-	-	200	200
Desktop Life Cycle Management	2019	-	-	-	20	20
	2020	-	-	-	20	20
	2021	-	-	-	20	20
	2022	-	-	-	20	20
	2023	-	-	-	20	20
	2024	-	-	-	20	20
		-	-	-	120	120
Enterprise SIEM Event Logging and Correlation	2020	-	-	-	50	50
	2021	-	-	-	50	50
	2022	-	-	-	50	50
	2023	-	-	-	50	50
	2024	-	-	-	50	50
		-	-	-	250	250
Network/Equipment Life Cycle Management	2019	-	-	-	300	300
	2020	-	-	-	300	300
	2021	-	-	-	300	300
	2022	-	-	-	300	300
	2023	-	-	-	300	300
	2024	-	-	-	300	300
		-	-	-	1,800	1,800
PBX Phone System Life Cycle Management	2019	-	-	-	75	75
	2020	-	-	-	75	75
	2021	-	-	-	75	75
	2022	-	-	-	75	75
	2023	-	-	-	75	75
	2024	-	-	-	75	75
		-	-	-	450	450
Records Management Storage	2019	-	-	-	225	225

## 2019 - 2024 Capital Improvement Program Information Technology Department

(in thousands)

Projects	Year	Bonds	State	Federal	Other	Total
SAP Governance, Risk, and Compliance	2020	-	-	-	523	523
SAP Infrastructure Development	2019	-	-	-	350	350
SAP Test Data Migration Server	2020	-	-	-	910	910
Security Hardware and Software Refresh	2019	-	-	-	500	500
	2020	-	-	-	50	50
	2021	-	-	-	50	50
	2022	-	-	-	50	50
	2023	-	-	-	50	50
	2024	-	-	-	50	50
		-	-	-	750	750
Server and Storage Hardware and Software Life Cycle Management	2019	-	-	-	403	403
	2020	-	-	-	200	200
	2021	-	-	-	200	200
	2022	-	-	-	200	200
	2023	-	-	-	200	200
	2024	-	-	-	200	200
		-	-	-	1,403	1,403
<b>Total</b>		-	-	-	<b>7,145</b>	<b>7,145</b>

**Application Services Hardware and Software**

**Project ID** IT2019009 **Department** Information Technology  
**Project Type** IT **Start Date** September 2019  
**Location** **End Date** December 2019

**Description**

Application Services hardware and software licenses for laserfiche server, database migration server, and mobile devices for application testing (includes \$12K in the capital project for professional services support).

**Version** 2019 Proposed

		2019	2020	2021	2022	2023	2024	Total
<b>Revenue Sources</b>	<b>Fund</b>							
Internal Charges to Others	607800 - Information Technology	67	-	-	-	-	-	67
<b>Total (in thousands)</b>		<b>67</b>	<b>-</b>	<b>-</b>	<b>-</b>	<b>-</b>	<b>-</b>	<b>67</b>

**O & M Costs**

Computer HW Maint(MOA/AWWU)	8	8	8	8	8	8	8	48
Depreciation	7	13	13	13	13	13	8	67
<b>Total (in thousands)</b>	<b>15</b>	<b>21</b>	<b>21</b>	<b>21</b>	<b>21</b>	<b>21</b>	<b>16</b>	<b>115</b>



**ASM and AFM Security Modules for F-5**

<b>Project ID</b>	IT2019001	<b>Department</b>	Information Technology
<b>Project Type</b>	IT	<b>Start Date</b>	March 2019
<b>Location</b>		<b>End Date</b>	July 2019

**Description**

Application Security Manager (ASM) and Advanced Firewall Manager (AFM)

This project is to purchase and implement ASM and AFM modules for two F5 BIG-IP Application Delivery Controllers (ADC). The ASM and AFM modules work together to protect against and mitigate Internet security threats to applications being delivered through the ADC. Not acquiring and implementing these modules would leave applications delivered through the F5 BIG-IP less secure, and would impact plans to re-architect delivery and security of public facing web applications.

**Version** 2019 Proposed

		2019	2020	2021	2022	2023	2024	Total
<b>Revenue Sources</b>	<b>Fund</b>							
Internal Charges to Others	607800 - Information Technology	97	-	-	-	-	-	97
<b>Total (in thousands)</b>		<b>97</b>	<b>-</b>	<b>-</b>	<b>-</b>	<b>-</b>	<b>-</b>	<b>97</b>
<b>O &amp; M Costs</b>								
LT Contracts Pay Int		1	1	1	1	1	1	6
Computer SW Maint(MOA/AWWU)		13	13	13	13	13	13	78
Depreciation		6	19	19	19	19	15	97
<b>Total (in thousands)</b>		<b>20</b>	<b>33</b>	<b>33</b>	<b>33</b>	<b>33</b>	<b>29</b>	<b>181</b>

**Database Infrastructure Replacement**

<b>Project ID</b>	IT2019005	<b>Department</b>	Information Technology
<b>Project Type</b>	IT	<b>Start Date</b>	April 2019
<b>Location</b>		<b>End Date</b>	July 2019

**Description**

Database Infrastructure Replacement - Scheduled infrastructure refresh as equipment ages. These are servers specific to Oracle and structured query language (SQL) database.

**Version** 2019 Proposed

		2019	2020	2021	2022	2023	2024	Total
<b>Revenue Sources</b>	<b>Fund</b>							
Internal Charges to Others	607800 - Information Technology	100	-	-	100	-	-	200
<b>Total (in thousands)</b>		<b>100</b>	<b>-</b>	<b>-</b>	<b>100</b>	<b>-</b>	<b>-</b>	<b>200</b>

**O & M Costs**

Depreciation	5	20	20	25	40	35	145
LT Contracts Pay Int	-	1	1	1	1	1	5
Computer HW Maint(MOA/AWWU)	20	20	20	20	20	20	120
<b>Total (in thousands)</b>	<b>25</b>	<b>41</b>	<b>41</b>	<b>46</b>	<b>61</b>	<b>56</b>	<b>270</b>

**Desktop Life Cycle Management**

**Project ID** IT2019002 **Department** Information Technology  
**Project Type** IT **Start Date** July 2019  
**Location** **End Date** October 2019

**Description**

To purchase new desktop/laptop computers to replace existing Information Technology Department computers that have reached end of life. Desktops will have a 5-year lifespan and laptops a 3-year lifespan.

**Version** 2019 Proposed

		2019	2020	2021	2022	2023	2024	Total
<b>Revenue Sources</b>	<b>Fund</b>							
Internal Charges to Others	607800 - Information Technology	20	20	20	20	20	20	120
<b>Total (in thousands)</b>		<b>20</b>	<b>20</b>	<b>20</b>	<b>20</b>	<b>20</b>	<b>20</b>	<b>120</b>

**O & M Costs**

Depreciation		2	6	10	14	18	20	70
LT Contracts Pay Int		-	2	2	2	2	2	10
<b>Total (in thousands)</b>		<b>2</b>	<b>8</b>	<b>12</b>	<b>16</b>	<b>20</b>	<b>22</b>	<b>80</b>

**Enterprise SIEM Event Logging and Correlation**

**Project ID** IT2019004      **Department** Information Technology  
**Project Type** IT      **Start Date** March 2019  
**Location**      **End Date** October 2019

**Description**

Enterprise Security Information and Event Management (SIEM) Event Logging and Correlation.

Provide proactive replacement and upgrades to keep MOA current with changes to the infrastructure. This software tracks and alerts on MOA abnormalities that take place all across the MOA wide network. This is a proactive tool to provide a health check on equipment by providing a single source reporting system. (This project shifted from 2018 Capital budget plan)

**Version** 2019 Proposed

		2019	2020	2021	2022	2023	2024	Total
<b>Revenue Sources</b>	<b>Fund</b>							
Internal Charges to Others	607800 - Information Technology	-	50	50	50	50	50	250
<b>Total (in thousands)</b>		<b>-</b>	<b>50</b>	<b>50</b>	<b>50</b>	<b>50</b>	<b>50</b>	<b>250</b>

**O & M Costs**

Computer SW Maint(MOA/AWWU)	80	80	80	80	80	80	80	480
LT Contracts Pay Int	1	2	2	2	2	2	2	11
Straight Time Labor	78	82	86	91	95	100	100	532
Depreciation	20	85	95	105	115	105	105	525
<b>Total (in thousands)</b>	<b>179</b>	<b>249</b>	<b>263</b>	<b>278</b>	<b>292</b>	<b>287</b>	<b>287</b>	<b>1,548</b>

**Network/Equipment Life Cycle Management**

<b>Project ID</b>	IT2019006	<b>Department</b>	Information Technology
<b>Project Type</b>	IT	<b>Start Date</b>	March 2019
<b>Location</b>		<b>End Date</b>	October 2019

**Description**

Network Life Cycle Replacement - To replace outdated Enterprise infrastructure no longer supported by the manufacturer. Proactive approach to avoid network failures due to out dated equipment. Budget will be allocated towards Emergency Operations Control; Dept of Health & Human Services; City Hall Network; and Network Infrastructure and Power Distribution Units. (Maintenance for Smartnet)

**Version** 2019 Proposed

		2019	2020	2021	2022	2023	2024	Total
<b>Revenue Sources</b>	<b>Fund</b>							
Internal Charges to Others	607800 - Information Technology	300	300	300	300	300	300	1,800
<b>Total (in thousands)</b>		<b>300</b>	<b>300</b>	<b>300</b>	<b>300</b>	<b>300</b>	<b>300</b>	<b>1,800</b>
<b>O &amp; M Costs</b>								
Computer HW Maint(MOA/AWWU)		60	60	60	60	60	60	360
Depreciation		15	75	135	195	255	300	975
LT Contracts Pay Int		-	2	2	2	2	2	10
<b>Total (in thousands)</b>		<b>75</b>	<b>137</b>	<b>197</b>	<b>257</b>	<b>317</b>	<b>362</b>	<b>1,345</b>

**PBX Phone System Life Cycle Management**

**Project ID** IT2019007 **Department** Information Technology  
**Project Type** IT **Start Date** March 2019  
**Location** **End Date** October 2019

**Description**

Private Branch Exchange (PBX) Phone System Life Cycle Management

Continue the transition from the aging on-premise PBX phone architecture to current technology using a cloud and on-premise environment. This will replace aged headsets and purchase new licenses and voice gateways as needed.

**Version** 2019 Proposed

		2019	2020	2021	2022	2023	2024	Total
<b>Revenue Sources</b>	<b>Fund</b>							
Internal Charges to Others	607800 - Information Technology	75	75	75	75	75	75	450
<b>Total (in thousands)</b>		<b>75</b>	<b>75</b>	<b>75</b>	<b>75</b>	<b>75</b>	<b>75</b>	<b>450</b>
<b>O &amp; M Costs</b>								
Depreciation		7	22	37	52	67	75	260
Computer HW Maint(MOA/AWWU)		15	15	15	15	15	15	90
<b>Total (in thousands)</b>		<b>22</b>	<b>37</b>	<b>52</b>	<b>67</b>	<b>82</b>	<b>90</b>	<b>350</b>

**Records Management Storage**

**Project ID** IT2019013 **Department** Information Technology  
**Project Type** IT **Start Date** July 2019  
**Location** **End Date** September 2019

**Description**

Implement an electronic records management system to enable compliance with Municipal code for management, retention, and destruction of electronic records.

**Version** 2019 Proposed

		2019	2020	2021	2022	2023	2024	Total
<b>Revenue Sources</b>	<b>Fund</b>							
Internal Charges to Others	607800 - Information Technology	225	-	-	-	-	-	225
<b>Total (in thousands)</b>		<b>225</b>	<b>-</b>	<b>-</b>	<b>-</b>	<b>-</b>	<b>-</b>	<b>225</b>

**O & M Costs**

Depreciation	22	45	45	45	45	23	225
Computer SW Maint(MOA/AWWU)	45	45	45	45	45	45	270
<b>Total (in thousands)</b>	<b>67</b>	<b>90</b>	<b>90</b>	<b>90</b>	<b>90</b>	<b>68</b>	<b>495</b>

**SAP Governance, Risk, and Compliance**

<b>Project ID</b>	IT2019011	<b>Department</b>	Information Technology
<b>Project Type</b>	IT	<b>Start Date</b>	July 2020
<b>Location</b>		<b>End Date</b>	October 2020

**Description**

Governance, Risk, and Compliance (GRC)

MOA purchased only a trial version of SAP's GRC. GRC monitors and controls who has access to what within our organization, both in the cloud and on premise. It monitors risk level based on the municipality's risk appetite. Allows for management of regulatory and compliance policies/procedures. (Includes \$175K in the capital project for professional service support).

**Version** 2019 Proposed

		2019	2020	2021	2022	2023	2024	Total
<b>Revenue Sources</b>	<b>Fund</b>							
Internal Charges to Others	607800 - Information Technology	-	523	-	-	-	-	523
<b>Total (in thousands)</b>		<b>-</b>	<b>523</b>	<b>-</b>	<b>-</b>	<b>-</b>	<b>-</b>	<b>523</b>

**O & M Costs**

Computer SW Maint(MOA/AWWU)	-	77	77	77	77	77	77	385
LT Contracts Pay Int	-	1	3	3	3	3	3	13
Depreciation	-	53	105	105	105	105	105	473
<b>Total (in thousands)</b>	<b>-</b>	<b>131</b>	<b>185</b>	<b>185</b>	<b>185</b>	<b>185</b>	<b>185</b>	<b>871</b>



**SAP Infrastructure Development**

<b>Project ID</b>	IT2019010	<b>Department</b>	Information Technology
<b>Project Type</b>	IT	<b>Start Date</b>	April 2019
<b>Location</b>		<b>End Date</b>	June 2019

**Description**

Provide an infrastructure environment to move SAP operations from the HEC environment to on-premise. Purchase of servers, backup virtualization, and specialized storage will allow MOA to reduce SAP operating costs by moving the SAP operation in-house and off the SAP sponsored HEC.

---

**Version** 2019 Proposed

		2019	2020	2021	2022	2023	2024	Total
<b>Revenue Sources</b>	<b>Fund</b>							
Internal Charges to Others	607800 - Information Technology	350	-	-	-	-	-	350
<b>Total (in thousands)</b>		<b>350</b>	<b>-</b>	<b>-</b>	<b>-</b>	<b>-</b>	<b>-</b>	<b>350</b>
<hr/>								
<b>O &amp; M Costs</b>								
Depreciation		35	70	70	70	70	35	350
LT Contracts Pay Int		1	2	2	2	2	2	11
Computer SW Maint(MOA/AWWU)		70	70	70	70	70	70	420
<b>Total (in thousands)</b>		<b>106</b>	<b>142</b>	<b>142</b>	<b>142</b>	<b>142</b>	<b>107</b>	<b>781</b>

---

**SAP Test Data Migration Server**

<b>Project ID</b>	IT2019012	<b>Department</b>	Information Technology
<b>Project Type</b>	IT	<b>Start Date</b>	July 2019
<b>Location</b>		<b>End Date</b>	September 2019

**Description**

SAP Test Data Migration Server (TDMS).

This was not implemented before the SAP project completed. Provides data slicing and management, shell creation, data scrambling, and system landscape management. (Includes \$160K in the capital project for professional services support).

**Version** 2019 Proposed

		2019	2020	2021	2022	2023	2024	Total
<b>Revenue Sources</b>	<b>Fund</b>							
Internal Charges to Others	607800 - Information Technology	-	910	-	-	-	-	910
<b>Total (in thousands)</b>		-	<b>910</b>	-	-	-	-	<b>910</b>

**O & M Costs**

Depreciation	-	46	182	182	182	182	774
Computer HW Maint(MOA/AWWU)	-	165	165	165	165	165	825
LT Contracts Pay Int	-	1	5	5	5	5	21
<b>Total (in thousands)</b>	-	<b>212</b>	<b>352</b>	<b>352</b>	<b>352</b>	<b>352</b>	<b>1,620</b>

**Security Hardware and Software Refresh**

<b>Project ID</b>	IT2019003	<b>Department</b>	Information Technology
<b>Project Type</b>	IT	<b>Start Date</b>	March 2019
<b>Location</b>		<b>End Date</b>	October 2019

**Description**

This will handle a more exposed/shared environment creating a greater challenge for security. Upgrade replaces outdated enterprise firewalls and other security appliances and software no longer supported by the manufacturer. Proactive approach to avoid security failures due to out dated equipment and to include firewalls, intrusion detection, intrusion prevention for the F5 and DMZ. Budget will be allocated towards external access to MOA network. Security infrastructure supports constituent access to MOA data, technical access from MOA technical staff, 3rd party interfaces that include connectivity to the State of Alaska, and 3rd party contractors such as SAP application support, etc.

---

**Version** 2019 Proposed

		2019	2020	2021	2022	2023	2024	Total
<b>Revenue Sources</b>	<b>Fund</b>							
Internal Charges to Others	607800 - Information Technology	500	50	50	50	50	50	750
	<b>Total (in thousands)</b>	<b>500</b>	<b>50</b>	<b>50</b>	<b>50</b>	<b>50</b>	<b>50</b>	<b>750</b>
<b>O &amp; M Costs</b>								
Computer HW Maint(MOA/AWWU)		100	100	100	100	100	100	600
LT Contracts Pay Int		1	3	3	3	3	3	16
Depreciation		25	105	115	125	135	120	625
	<b>Total (in thousands)</b>	<b>126</b>	<b>208</b>	<b>218</b>	<b>228</b>	<b>238</b>	<b>223</b>	<b>1,241</b>

**Server and Storage Hardware and Software Life Cycle Management**

<b>Project ID</b>	IT2019008	<b>Department</b>	Information Technology
<b>Project Type</b>	IT	<b>Start Date</b>	March 2019
<b>Location</b>		<b>End Date</b>	October 2019

**Description**

Replace outdated server and aging storage hardware and software. Server hardware is refreshed every 5 years. Additional storage is needed to meet growing storage demands for back-up and recovery capacity. This includes software licenses for virtualization, back up, and recovery. (Maintenance for VmWare hardware and software and Veeam software).

---

**Version** 2019 Proposed

		2019	2020	2021	2022	2023	2024	Total
<b>Revenue Sources</b>	<b>Fund</b>							
Internal Charges to Others	607800 - Information Technology	403	200	200	200	200	200	1,403
<b>Total (in thousands)</b>		<b>403</b>	<b>200</b>	<b>200</b>	<b>200</b>	<b>200</b>	<b>200</b>	<b>1,403</b>
<hr/>								
<b>O &amp; M Costs</b>								
Depreciation		41	100	140	180	220	222	903
LT Contracts Pay Int		1	3	3	3	3	3	16
Computer HW Maint(MOA/AWWU)		150	150	150	150	150	150	900
<b>Total (in thousands)</b>		<b>192</b>	<b>253</b>	<b>293</b>	<b>333</b>	<b>373</b>	<b>375</b>	<b>1,819</b>

---

## 2019 Capital Improvement Budget Library Department

(in thousands)

<b>Projects</b>	<b>Bonds</b>	<b>State</b>	<b>Federal</b>	<b>Other</b>	<b>Total</b>
Downtown Library	-	2,300	-	-	2,300
Girdwood Library - Rehabilitation and Upgrades (for 10 Year Anniversary)	135	-	-	-	135
Loussac Library - Elevator Modernization	950	-	-	-	950
Mountain View Library - Safety Rehabilitation and Upgrades (for 10 Year Anniversary)	75	-	-	-	75
<b>Total</b>	<b>1,160</b>	<b>2,300</b>	<b>-</b>	<b>-</b>	<b>3,460</b>

## 2019 - 2024 Capital Improvement Program Library Department

(in thousands)

Projects	Year	Bonds	State	Federal	Other	Total
Libraries						
Downtown Library	2019	-	2,300	-	-	2,300
Girdwood Library - Rehabilitation and Upgrades (for 10 Year Anniversary)	2019	135	-	-	-	135
Loussac Library - Elevator Modernization	2019	950	-	-	-	950
Loussac Library Phase Two	2020	-	1,000	-	-	1,000
	2021	5,000	-	-	5,000	10,000
	2022	-	-	-	30,000	30,000
		5,000	1,000	-	35,000	41,000
Mountain View Library - Safety Rehabilitation and Upgrades (for 10 Year Anniversary)	2019	75	-	-	-	75
	2020	1,000	1,500	-	-	2,500
		1,075	1,500	-	-	2,575
Muldoon Library Tenant Improvement at New Location	2020	800	-	-	-	800
South Anchorage - Library Materials Dispenser	2020	250	-	-	-	250
	<b>Total</b>	<b>8,210</b>	<b>4,800</b>	<b>-</b>	<b>35,000</b>	<b>48,010</b>

**Downtown Library**

<b>Project ID</b>	LIB2019003	<b>Department</b>	Library
<b>Project Type</b>	New	<b>Start Date</b>	June 2019
<b>Location</b>		<b>End Date</b>	December 2019

**Description**

This state capital grant will be matched with private donations to fund a Downtown Library capital costs, which are estimated to be \$2M to purchase, renovate and furnish a space for the library. To fund the capital needs for a new 4,000 sqft downtown library to coincide with a private campaign to raise a \$12M endowment to support 100% of library operations in perpetuity (\$10M in-hand currently). A Downtown Library facility annual operations would be approximately \$500,000/year to operate a 4,000 SF facility for 39 hours/week. This cost covers three (3) full-time and one (1) part-time staff, municipal overhead (IGCs) and annual maintenance costs for materials, technology, security and facility upkeep. In order to fully fund 100% of library operations in perpetuity the Anchorage Library Foundation (ALF) estimates that it needs an endowment of \$12.5M with an annual 4% distribution to generate \$500,000/year. The Library Foundation is calculating that a modest 4% distribution rate will allow the fund to grow and keep up with the Downtown Library's increasing operating costs over time. The Foundation currently has \$10M through a trust and its own funds to go toward the endowment. They will begin a private fundraising campaign in 2019 for \$2.5M to bring the endowment to the amount needed to fund operations through perpetuity.

**Comments**

The Anchorage Public Library and Anchorage Library Foundation are working to establish a downtown library, which has the potential to play an important role in the revitalization of downtown and could serve as an anchor tenant for a multi-use development. This project is made possible by a generous \$9M bequest from Janet and John Goetz, long-time downtown residents who had a vision to establish a walkable library to serve the diverse needs of downtown residents, workers and visitors. The Anchorage Library Foundation has 75% of the funding needed to purchase and construct a 4,000 sqft library and pay for ALL library operations. The Municipality seeks \$2.3M from the State of Alaska for capital needs and the Anchorage Library Foundation would raise an additional \$2M in private support to go toward the existing \$10M endowment that would pay for library operations in perpetuity.

**Version** 2019 Proposed

		2019	2020	2021	2022	2023	2024	Total
<b>Revenue Sources</b>	<b>Fund</b>							
SOA Grant	231900 -	2,300	-	-	-	-	-	2,300
Revenue-Direct	State Grants							
<b>Total (in thousands)</b>		<b>2,300</b>	<b>-</b>	<b>-</b>	<b>-</b>	<b>-</b>	<b>-</b>	<b>2,300</b>

**Girdwood Library - Rehabilitation and Upgrades (for 10 Year Anniversary)**

**Project ID** LIB2018004 **Department** Library  
**Project Type** Rehabilitation **Start Date** June 2019  
**Location** Assembly: Section 6, Seats J & K, 28-N: South **End Date** December 2019

**Description**

To conduct building system repairs and updates needed after ten years of operations. This project will primarily address an engineering study for the heating, ventilation, and air conditioning (HVAC) system that blows cold air and debris into the library (\$10K) and to make recommended repairs (\$125K).

**Comments**

The Gerrish (Girdwood) Library is a popular and vital community resource. As one of the few public institutions in the community, it is a lifeline for residents, providing resources that are otherwise only accessible in Anchorage. It also serves as a center for civic life in Girdwood. This bond will help the Girdwood Library respond to customer complaints of cold air and debris that blows into the children's area through the HVAC. Additionally, after over ten years of use, the building is in need of upgrades to surfaces, furniture, and equipment. This critical infusion of upgrades at the ten-year mark will extend the life of this valuable community asset.

A note about matching funds: the municipal budget does provide overall maintenance for the Gerrish (Girdwood) Library as well as the Library's Facility Manager and they have improved what they could on the design and this system.

---

**Version** 2019 Proposed

		2019	2020	2021	2022	2023	2024	Total
<b>Revenue Sources</b>	<b>Fund</b>							
Bond Sale Proceeds	401100 - Areawide General CIP Bond	135	-	-	-	-	-	135
<b>Total (in thousands)</b>		<b>135</b>	<b>-</b>	<b>-</b>	<b>-</b>	<b>-</b>	<b>-</b>	<b>135</b>



**Loussac Library - Elevator Modernization**

<b>Project ID</b>	LIB2019004	<b>Department</b>	Library
<b>Project Type</b>	Replacement	<b>Start Date</b>	June 2019
<b>Location</b>		<b>End Date</b>	December 2020

**Description**

This project is to modernize the four original elevators at Loussac Library, including replacement of shafts and other parts and updating to new code requirements. The current elevators are 32-years old and were manufactured by a company that has been out of business for the past twenty years. The company was bought out and the new company discontinued support for these models five years ago, which means that when a part breaks, a replacement has to be purchased on the secondary market or fabricated to fit. This results in longer out-of-service times and increased maintenance costs. The elevators are at their end of life and if planned modernization is not completed in the next few years, the Municipality risks having to do an expensive and lengthy emergency upgrades.

**Comments**

The Z.J. Loussac Library is one of Anchorage’s premier cultural institutions, completed in 1986 as part of the “Project 80s” investment in public facilities. In commemoration of the 25th Anniversary of the Loussac, the Municipality launched a once-in-a-generation renewal of this vital and beloved Anchorage institution.

The first phase of the 2011 Loussac Library Master Plan--a renovation of the entrance and ground floor--was completed in 2017, but more work remains to be done. The Municipality and the Anchorage Library Foundation are preparing to launch a second and final phase to renovate the remaining portions of the building and address critical building and safety system upgrades.

However, this large-scale project is still several years off and in the meantime and currently there are several safety issues that need to be addressed. The elevators are the most urgent need.

---

**Version** 2019 Proposed

		2019	2020	2021	2022	2023	2024	Total
<b>Revenue Sources</b>	<b>Fund</b>							
Bond Sale Proceeds	401100 - Areawide General CIP Bond	950	-	-	-	-	-	950
<b>Total (in thousands)</b>		<b>950</b>	<b>-</b>	<b>-</b>	<b>-</b>	<b>-</b>	<b>-</b>	<b>950</b>

---

**Loussac Library Phase Two**

<b>Project ID</b>	LIB2017003	<b>Department</b>	Library
<b>Project Type</b>	Rehabilitation	<b>Start Date</b>	January 2020
<b>Location</b>	Assembly: Areawide, Community: Various	<b>End Date</b>	December 2021

**Description**

Construction for Phase 2 of the Loussac Renewal.

**Comments**

The Z.J. Loussac Library is one of Anchorage's premier cultural institutions, completed in 1986 as part of the "Project 80s" investment in public facilities. In commemoration of the 25th Anniversary of the Loussac, the Municipality launched a once-in-a-generation renewal of this vital and beloved Anchorage institution. The Loussac Library Master Plan of 2011--produced by a team of architects, engineers and library experts--laid out a complete plan to address building deficiencies, improve building systems, and bring the facility up-to-date to respond to today's community needs.

The first phase of the Master Plan--a renovation of the entrance and ground floor--was completed in 2017, but more work remains to be done. Specific project tasks to be addressed in a second and final renovation include:

- Seismic upgrades
- Energy efficiency improvements
- ADA upgrades
- Building system upgrades/repairs
- Life safety upgrades
- Renovations to public spaces on the 4th floor and children's area to respond to community demand for education and workforce development programs
- New furnishings, carpet and signage to match the new spaces
- Interior and exterior refinishing

The Municipality and the Anchorage Library Foundation are working with private funders to secure a grant to match the Municipal bond.

We are working with Rasmuson to secure a \$5M grant for Phase 2 which will be dependent upon passing a future \$5M MOA bond. The 2020 state legislative request for \$1M is for design funds that will allow us to move quickly on the project once construction funds are obtained.

**Version** 2019 Proposed

		2019	2020	2021	2022	2023	2024	Total
<b>Revenue Sources</b>	<b>Fund</b>							
Restricted Contributions	401800 - Areawide General CIP Contributions	-	-	5,000	30,000	-	-	35,000
SOA Grant Revenue-Direct	401900 - Areawide General CIP Grant	-	1,000	-	-	-	-	1,000
Bond Sale Proceeds	401100 - Areawide General CIP Bond	-	-	5,000	-	-	-	5,000
	<b>Total (in thousands)</b>	<b>-</b>	<b>1,000</b>	<b>10,000</b>	<b>30,000</b>	<b>-</b>	<b>-</b>	<b>41,000</b>

**Loussac Library Phase Two**

**O & M Costs**

Contr To Other Funds	-	500	500	500	500	-	2,000
<b>Total (in thousands)</b>	<b>-</b>	<b>500</b>	<b>500</b>	<b>500</b>	<b>500</b>	<b>-</b>	<b>2,000</b>

**Mountain View Library - Safety Rehabilitation and Upgrades (for 10 Year Anniversary)**

<b>Project ID</b>	LIB2021001	<b>Department</b>	Library
<b>Project Type</b>	Renovation	<b>Start Date</b>	June 2019
<b>Location</b>	19-J: Mountainview	<b>End Date</b>	December 2022

**Description**

Upgrades and addition to the Mountain View Library. \$75,000 for an urgent building safety projects in 2019. \$2.5M for design, construction, furnishings, fixtures, and equipment of the 10 year rehabilitation and upgrades in 2020.

**Comments**

Opened in 2009, the Mountain View Library has demand and usage that far exceeds the original capacity of the building. The original floor plan for the building does not adequately serve today's needs--there is a demand for computers and collaborative work areas, dedicated teen areas, and small study rooms that the Library is currently unable to meet. Additionally, after almost ten years of heavy wear-and-tear, the building is in need of new paint, surfaces and furniture. This critical infusion of maintenance and upgrades at the ten-year mark will make sure the city extends the life of this valuable community asset.

In 2019, the Library has a more urgent need to address a building safety and security issues. 1) The landscaping for the original design of the building included a central cement feature on the back patio facing Clark Elementary to serve as a Children's Reading Garden. Unfortunately, the feature creates a large secluded, unsecured space that has become a haven for illicit activity. After hours, people congregate in this area to do drugs and camp. It requires constant trash clean-up and is unsuitable for children's activities. The Library would like to remove the cement structure and repair/re-landscape the patio at a cost of \$50K, which will eliminate the secluded space and make it easier for police to view the area during their patrols. 2) the building is in need of an upgrade to security cameras at a cost of \$25k for cameras, a server and other associated technology. When the building was designed, security needs weren't as high and camera technology was not as advanced. The current system does not have enough cameras to adequately cover the library and its grounds and expanding/adding new cameras.

**Version** 2019 Proposed

		2019	2020	2021	2022	2023	2024	Total
<b>Revenue Sources</b>	<b>Fund</b>							
SOA Grant Revenue-Direct	401900 - Areawide General CIP Grant	-	1,500	-	-	-	-	1,500
Bond Sale Proceeds	401100 - Areawide General CIP Bond	75	1,000	-	-	-	-	1,075
<b>Total (in thousands)</b>		<b>75</b>	<b>2,500</b>	<b>-</b>	<b>-</b>	<b>-</b>	<b>-</b>	<b>2,575</b>

**Muldoon Library Tenant Improvement at New Location**

<b>Project ID</b>	LIB2020001	<b>Department</b>	Library
<b>Project Type</b>	New	<b>Start Date</b>	June 2019
<b>Location</b>	Assembly: Section 5, Seats H & I	<b>End Date</b>	June 2020

**Description**

Tenant improvements and new furniture and equipment for a new library location.

**Comments**

The current library lease ends in 2019 and the library plans to move to a new location that has better visibility and is more closely tied into the recent housing and retail developments that have grown in the area. These funds will provide tenant improvements and new furniture and equipment in a new location. There is an increased population and development moving into Muldoon, creating a need and opportunity for the library to lease a space that is better suited for community needs. Improvements would include a meeting room that could be used when the library is closed in a building with better visibility.

**Version** 2019 Proposed

		2019	2020	2021	2022	2023	2024	Total
<b>Revenue Sources</b>	<b>Fund</b>							
Bond Sale Proceeds	401100 - Areawide General CIP Bond	-	800	-	-	-	-	800
<b>Total (in thousands)</b>		<b>-</b>	<b>800</b>	<b>-</b>	<b>-</b>	<b>-</b>	<b>-</b>	<b>800</b>

**South Anchorage - Library Materials Dispenser**

<b>Project ID</b>	LIB2019001	<b>Department</b>	Library
<b>Project Type</b>	New	<b>Start Date</b>	June 2020
<b>Location</b>	Assembly: Areawide	<b>End Date</b>	December 2020

**Description**

To purchase a library materials dispenser and associated capital installation for South Anchorage at a cost of \$250,000.

**Comments**

South Anchorage has one of the largest population bases in the city and no library within a 3-5 mile radius. The Dimond Branch Library was closed more than five years ago. While it is not feasible to pay staffing costs for a full branch library, a dispenser in a mall or other high-traffic building would allow the public to pick up reading/viewing materials, return items and pick up holds. We have had numerous requests to bring back Dimond Library. Given the current economy, this would allow us to test a new concept and provide service to an under served neighborhood. It would require daily staff attention, but it would be minimal and could be done with existing staff. Based on national standards of a branch per 30,000 people, Anchorage Public Library (APL) is in the bottom 25th percentile and this dispenser would help us better meet community needs.

**Version** 2019 Proposed

		2019	2020	2021	2022	2023	2024	Total
<b>Revenue Sources</b>	<b>Fund</b>							
Bond Sale Proceeds	401100 - Areawide General CIP Bond	-	250	-	-	-	-	250
<b>Total (in thousands)</b>		<b>-</b>	<b>250</b>	<b>-</b>	<b>-</b>	<b>-</b>	<b>-</b>	<b>250</b>

## 2019 Capital Improvement Budget Maintenance & Operations Department

(in thousands)

Projects	Bonds	State	Federal	Other	Total
1% for Art Conservation	-	-	-	50	50
AFD Vehicle Maintenance Facility Upgrades	-	500	-	-	500
Anchorage Area-Wide Radio Network Infrastructure Upgrade	2,950	-	-	-	2,950
Anchorage Golf Course	-	6,250	-	-	6,250
Anchorage Historical Properties Renovations	-	2,920	-	-	2,920
Anchorage Memorial Cemetery	350	-	-	-	350
Anchorage Senior Center Renovations	-	3,680	-	-	3,680
Anchorage Senior Center Sky Light Replacement	-	250	-	-	250
APDES Stormwater Maintenance Equipment	-	2,600	-	-	2,600
Ben Boeke Ice Arena Upgrades	-	745	-	-	745
Chugiak Senior Center Phase II and III	-	5,080	-	-	5,080
Dempsey Anderson Ice Arena Upgrades	-	680	-	-	680
Dena'ina Center	-	1,125	-	-	1,125
Deteriorated Properties Remediation	-	900	-	-	900
Egan Center Upgrades	-	225	-	-	225
Facility Safety/Code Upgrades	490	-	-	-	490
Fleet Maintenance Replacement Purchases	-	-	-	2,300	2,300
Fleet Maintenance Shop	-	750	-	-	750
Girdwood Multipurpose Community Facility	-	2,856	-	-	2,856
Major Municipal Facility Fire Alarm System Replacement Phase III	-	500	-	-	500
Major Municipal Facility Upgrade Projects	-	-	-	476	476
Major Municipal Facility Upgrade Projects - Deferred	-	1,200	-	-	1,200
Performing Arts Center Upgrades	-	3,700	-	-	3,700
Pool Filtration System	-	2,000	-	-	2,000
Porcupine Building Roof Replacement	500	-	-	-	500
Reeve Blvd Street Maintenance Facility	-	2,300	-	-	2,300
Replace Glacier City Hall and Little Bears Facilities - Girdwood	-	1,500	-	-	1,500
Security Fencing at Old ANMC Hospital Property	-	200	-	-	200
Sullivan Arena Facility Upgrades	-	940	-	-	940
Underground Contaminated Site Remediation	-	1,500	-	-	1,500
<b>Total</b>	<b>4,290</b>	<b>42,401</b>	<b>-</b>	<b>2,826</b>	<b>49,517</b>

## 2019 - 2024 Capital Improvement Program Maintenance & Operations Department

(in thousands)

Projects	Year	Bonds	State	Federal	Other	Total
Maintenance & Operations - Code/Safety Improv						
Anchorage Area-Wide Radio Network Infrastructure Upgrade	2019	2,950	-	-	-	2,950
Deteriorated Properties Remediation	2019	-	900	-	-	900
Facility Safety/Code Upgrades	2019	490	-	-	-	490
	2020	2,000	-	-	-	2,000
	2021	2,000	-	-	-	2,000
	2022	2,000	-	-	-	2,000
	2023	2,000	-	-	-	2,000
	2024	2,000	-	-	-	2,000
		10,490	-	-	-	10,490
Major Municipal Facility Fire Alarm System Replacement Phase III	2019	-	500	-	-	500
Maintenance & Operations - Fac Improv/Renov						
1% for Art Conservation	2019	-	-	-	50	50
AFD Vehicle Maintenance Facility Upgrades	2019	-	500	-	-	500
Anchorage Golf Course	2019	-	6,250	-	-	6,250
	2020	-	500	-	-	500
	2021	-	625	-	-	625
	2022	-	1,500	-	-	1,500
	2023	-	2,500	-	-	2,500
		-	11,375	-	-	11,375
Anchorage Historical Properties Renovations	2019	-	2,920	-	-	2,920
Anchorage Memorial Cemetery	2019	350	-	-	-	350
Anchorage Senior Center Renovations	2019	-	3,680	-	-	3,680
Anchorage Senior Center Sky Light Replacement	2019	-	250	-	-	250
Ben Boeke Ice Arena Upgrades	2019	-	745	-	-	745
	2020	-	225	-	-	225
	2021	-	1,070	-	-	1,070
	2022	-	100	-	-	100
	2023	-	275	-	-	275
		-	2,415	-	-	2,415
CBERRRSA Snow Storage Site Development	2021	-	1,000	-	-	1,000



## 2019 - 2024 Capital Improvement Program Maintenance & Operations Department

(in thousands)

Projects	Year	Bonds	State	Federal	Other	Total
CBERRRSA Snow Storage Site Development	2023	-	3,000	-	-	3,000
		-	4,000	-	-	4,000
Chugiak Senior Center Phase II and III	2019	-	5,080	-	-	5,080
Dempsey Anderson Ice Arena Upgrades	2019	-	680	-	-	680
	2020	-	275	-	-	275
	2021	-	225	-	-	225
	2022	-	175	-	-	175
	2023	-	250	-	-	250
			-	1,605	-	-
Dena'ina Center	2019	-	1,125	-	-	1,125
	2020	-	1,000	-	-	1,000
	2021	-	275	-	-	275
	2022	-	250	-	-	250
	2023	-	200	-	-	200
		-	2,850	-	-	2,850
Egan Center Upgrades	2019	-	225	-	-	225
	2021	-	75	-	-	75
	2022	-	200	-	-	200
	2023	-	650	-	-	650
		-	1,150	-	-	1,150
Fleet Maintenance Shop	2019	-	750	-	-	750
Girdwood Multipurpose Community Facility	2019	-	2,856	-	-	2,856
	2020	-	17,500	-	-	17,500
		-	20,356	-	-	20,356
Major Municipal Facility Upgrade Projects	2019	-	-	-	476	476
	2020	-	-	-	476	476
	2021	-	-	-	476	476
	2022	-	-	-	476	476
	2023	-	-	-	476	476
	2024	-	-	-	476	476
		-	-	-	2,856	2,856
Major Municipal Facility Upgrade Projects - Deferred	2019	-	1,200	-	-	1,200
	2020	-	1,415	-	-	1,415
	2021	-	1,350	-	-	1,350

## 2019 - 2024 Capital Improvement Program Maintenance & Operations Department

(in thousands)

Projects	Year	Bonds	State	Federal	Other	Total
Major Municipal Facility Upgrade Projects - Deferred	2022	-	1,200	-	-	1,200
	2023	-	450	-	-	450
	2024	-	1,200	-	-	1,200
			-	6,815	-	-
Performing Arts Center Upgrades	2019	-	3,700	-	-	3,700
	2020	-	1,875	-	-	1,875
	2021	-	1,900	-	-	1,900
	2022	-	2,000	-	-	2,000
	2023	-	1,850	-	-	1,850
		-	11,325	-	-	11,325
Pool Filtration System	2019	-	2,000	-	-	2,000
Porcupine Building Roof Replacement	2019	500	-	-	-	500
Reeve Blvd Street Maintenance Facility	2019	-	2,300	-	-	2,300
Replace Glacier City Hall and Little Bears Facilities - Girdwood	2019	-	1,500	-	-	1,500
Security Fencing at Old ANMC Hospital Property	2019	-	200	-	-	200
Sullivan Arena Facility Upgrades	2019	-	940	-	-	940
	2020	-	425	-	-	425
	2021	-	765	-	-	765
	2022	-	80	-	-	80
	2023	-	275	-	-	275
		-	2,485	-	-	2,485
Underground Contaminated Site Remediation	2019	-	1,500	-	-	1,500
Maintenance & Operations - Fleet Services						
APDES Stormwater Maintenance Equipment	2019	-	2,600	-	-	2,600
Fleet Maintenance Replacement Purchases	2019	-	-	-	2,300	2,300
	2020	-	-	-	5,384	5,384
	2021	-	-	-	9,826	9,826
	2022	-	-	-	6,746	6,746
	2023	-	-	-	4,440	4,440
	2024	-	-	-	5,082	5,082
		-	-	-	33,778	33,778
<b>Total</b>		<b>14,290</b>	<b>89,056</b>	<b>-</b>	<b>36,684</b>	<b>140,030</b>

**1% for Art Conservation**

<b>Project ID</b>	PW2013013	<b>Department</b>	Maintenance & Operations
<b>Project Type</b>	Renovation	<b>Start Date</b>	July 2019
<b>Location</b>	Assembly: Areawide, HD 50: Anchorage Areawide, Community: Areawide	<b>End Date</b>	June 2024

**Description**

The funding will be used to address some of the backlog of public art conservation issues facing the 1% for Art program.

- \$20,000 for Spanish Memorial to be repaired and relocated to Anchorage Cemetery
- \$ 7,500 for Sheila Wyne "Fish" at C Street and Tudor Road
- \$10,000 for "Fishing Rods" on 15th Avenue
- \$12,500 for Condition Assessment Survey of Interior Artworks (approx. 200 pieces)

\$50,000 total funds requested.

**Comments**

The 1% for Art program now cares for over 491 installations of public artwork located throughout the Municipality in schools, fire stations, senior centers, and many other public facilities. The 1% for Art funds spent on art commissions since 1978 is just over \$14,669,855 from various sources of funding; this is the closest estimation of the value of the collection at this time. The Municipality of Anchorage Public Works Department provides \$20,000 in base funding for funding capital improvements to the existing 1% for Art program assets which is a fraction of the current needs for the collection. One reason the needs are so high currently is that 169 of the installations throughout the city were created in the 1980s and are therefore 30 years old or more.

To alleviate the shortage of resources to pay for the backlog of conservation work program staff (1 FTE) is applying for local, state and federal grants. Another source of funding for capital improvements is drafted to update the municipal code to set aside 10% of the 1% for Art allocation to pay for conservation, although not all sources of funds will allow the set aside. In 2014 program staff received an additional \$10,788 in grants to supplement the base funding to address the needs of the public art collection which includes artwork created through the 1% for Art program and gifts given to the Municipality.

The Anchorage 1% for Art program began in 1978 when Anchorage Municipal Code 7.40 was enacted. The code was based on the State of Alaska's 1% for Art program AS 35.27 enacted in 1975. The Municipality of Anchorage owns the collections created through the program, 169 installations of public art were created in the 1980s (37%) of the 473 installations of public art.

From 1978 until 2006 the Anchorage Museum collection staff conserved the art collection. When the Anchorage Museum privatized in 2006 the conservation of the public art collection was administered by the Municipality of Anchorage's 1% for Art program staff (1 FTE).

**Version** 2019 Proposed

		2019	2020	2021	2022	2023	2024	Total
<b>Revenue Sources</b>	<b>Fund</b>							
Contributions from Other Funds	401800 - Areawide General CIP Contributions	50	-	-	-	-	-	50
<b>Total (in thousands)</b>		<b>50</b>	<b>-</b>	<b>-</b>	<b>-</b>	<b>-</b>	<b>-</b>	<b>50</b>

**AFD Vehicle Maintenance Facility Upgrades**

**Project ID** PW2012007 **Department** Maintenance & Operations  
**Project Type** Improvement **Start Date** July 2019  
**Location** Assembly: Areawide, HD 50: Anchorage Areawide, Community: Anchorage Fire Service Area **End Date** June 2024

**Description**

Addition of electrical hoists to replace the hydraulic hoists and other additional equipment that has over-tasked the electrical service.

**Comments**

Entire electrical service must be upgraded.

Anchorage Fire Department:  
 \$ 500,000 Install Electrical/Code Upgrades

**Version** 2019 Proposed

		2019	2020	2021	2022	2023	2024	Total
<b>Revenue Sources</b>	<b>Fund</b>							
SOA Grant Revenue-Direct	431900 - Anchorage Fire SA CIP Grant	500	-	-	-	-	-	500
<b>Total (in thousands)</b>		<b>500</b>	<b>-</b>	<b>-</b>	<b>-</b>	<b>-</b>	<b>-</b>	<b>500</b>

**Anchorage Area-Wide Radio Network Infrastructure Upgrade**

<b>Project ID</b>	PW2012048	<b>Department</b>	Maintenance & Operations
<b>Project Type</b>	Upgrade	<b>Start Date</b>	July 2019
<b>Location</b>	HD 50: Anchorage Areawide	<b>End Date</b>	June 2024

**Description**

Upgrade the Anchorage Area-Wide Area Radio Network (AWARN) infrastructure to comply with mandates for Alaskan public safety communications interoperability.

This funding request will be used to replace 13 microwave links that connect interagency (Anchorage Police Department, Anchorage Fire Department, and other municipal departments) voice and data radio communication sites together. These links allow mobile personnel throughout the Municipality to communicate among themselves as well as other governmental agencies. The existing equipment was purchased between 1999 and 2006 is obsolete, no longer supported by manufacturers and becoming undependable.

**Comments**

AWARN is the Anchorage portion of the statewide interoperable public safety network. Municipal departments communicate amongst themselves and with state and federal law enforcement and emergency medical responder partners via this network. The State and Federal partners are currently performing a life cycle and technology upgrade on the statewide system. It is necessary to perform a similar update to the Anchorage system, AWARN, to maintain interoperability among local, state, and federal authorities for the most efficient and prompt delivery of public safety services to Anchorage residents.

**Version** 2019 Proposed

		2019	2020	2021	2022	2023	2024	Total
<b>Revenue Sources</b>	<b>Fund</b>							
Bond Sale Proceeds	401100 - Areawide General CIP Bond	2,950	-	-	-	-	-	2,950
<b>Total (in thousands)</b>		<b>2,950</b>	<b>-</b>	<b>-</b>	<b>-</b>	<b>-</b>	<b>-</b>	<b>2,950</b>

**O & M Costs**

Supplies		1	1	2	2	-	-	6
<b>Total (in thousands)</b>		<b>1</b>	<b>1</b>	<b>2</b>	<b>2</b>	<b>-</b>	<b>-</b>	<b>6</b>

**Anchorage Golf Course**

<b>Project ID</b>	MOD08309	<b>Department</b>	Maintenance & Operations
<b>Project Type</b>	Renovation	<b>Start Date</b>	July 2019
<b>Location</b>	Assembly: Areawide, 23-L: Taku, Community: Areawide	<b>End Date</b>	June 2024

**Description**

Building systems are wearing out due to age. Major maintenance is required for the entire golf course. The roof is constructed of cedar shakes and are beyond their useful life.

A master plan for the Anchorage Golf Course was recently completed to improve play-ability, renovate the gold course to current United States Golf Association (USGA) standards for hosting of potential tournament play, and provide a signature golf course visiting tourists will want to play during their visit. Additionally, facilities for non-golfing events and visitors will be enhanced providing increased revenue opportunities for weddings, business meetings, holiday parties, etc.

**Comments**

The Anchorage Golf Course facility is 28 years old.

2019:

- \$ 500,000 Replace Roof
- \$1,050,000 Replace Heating, Ventilation, and Air Conditioning (HVAC)
- \$ 400,000 Replace Kitchen and Code Upgrades
- \$ 475,000 Replace Exterior Doors/Windows
- \$ 525,000 Parking Lot/Sidewalk Improvements
- \$3,300,000 Irrigation Renovation

2020:

- \$ 200,000 Seismic Bracing
- \$ 200,000 Renovate Interior Walls
- \$ 100,000 Exterior Improvements

2021:

- \$ 350,000 Upgrade Interior/Emergency Lighting
- \$ 150,000 Electrical Upgrades
- \$ 50,000 Upgrade Entrance Gate
- \$ 75,000 Flooring Improvements

2022:

- \$1,500,000 Master Plan Implementation Phase I

2023:

- \$2,500,000 Master Plan Implementation Phase II

---

**Version** 2019 Proposed

		2019	2020	2021	2022	2023	2024	Total
<b>Revenue Sources</b>	<b>Fund</b>							
SOA Grant Revenue-Direct	461900 - Anch Bowl Parks & Rec SA CIP Grant	6,250	500	625	1,500	2,500	-	11,375
<b>Total (in thousands)</b>		<b>6,250</b>	<b>500</b>	<b>625</b>	<b>1,500</b>	<b>2,500</b>	<b>-</b>	<b>11,375</b>

**Anchorage Historical Properties Renovations**

**Project ID** PW2013002 **Department** Maintenance & Operations  
**Project Type** Renovation **Start Date** July 2019  
**Location** Assembly: Areawide, HD-SD: Community-wide, Community: Areawide **End Date** June 2024

**Description**

Anchorage's historical properties are in need of renovations to help protect the structures, increase safety features for users, and install modern, efficient heating systems. Anchorage's centennial celebration was in 2015; continued renovations for future celebrations are imperative so these historic buildings can be preserved and receive heightened public appreciation and attention during heritage events.

**Comments**

Designated Anchorage historic properties are in need of renovations for adequate preservation and protection of the aging structures. This State capital grant request includes:

Brown's Point Cottages (2)  
 \$200,000 Remediate Lead Paint/Repaint Ext.  
 \$100,000 Upgr Misc. Inter.  
 \$ 50,000 Upgr Mechanical

Cottage 25  
 \$100,000 Renovate Interior/Rehab Roof

Government Hill Community Center  
 \$150,000 Repl Boiler/Upgr Mechanical  
 \$100,000 Renovate Misc. Inter.  
 \$100,000 Renovate, Repaint Ext./Upgr Sewer Lift Station

Old City Hall  
 \$450,000 Renovate/Repaint Exterior and Concrete  
 \$300,000 Site Work/Drainage Problems  
 \$250,000 Repl Boiler/Upgr Mechanical  
 \$175,000 Renovate Misc. Interior/Upgr Electrical

Oscar Anderson House  
 \$100,000 Site Work/Run-off Flood Prevention  
 \$100,000 Repl Ext. Concrete/Renovate Siding/Windows  
 \$ 30,000 Basement New Carpet  
 \$ 40,000 Repl Entry, Porch, Railing/Repl Shingle Roof

Pioneer School House  
 \$200,000 Remediate Lead Paint/Renovate Ext.  
 \$100,000 Rebuild/Renovate Ext. Windows  
 \$100,000 Renovate Dance Floor  
 \$175,000 Upgr Misc. Inter./Electrical  
 \$ 50,000 Repl Ext. Concrete/Repair  
 \$ 50,000 Repl Boiler/Remediate Asbestos

**Version** 2019 Proposed

		2019	2020	2021	2022	2023	2024	Total
<b>Revenue Sources</b>	<b>Fund</b>							
SOA Grant Revenue-Direct	401900 - Areawide General CIP Grant	2,920	-	-	-	-	-	2,920
<b>Total (in thousands)</b>		<b>2,920</b>	<b>-</b>	<b>-</b>	<b>-</b>	<b>-</b>	<b>-</b>	<b>2,920</b>

**Anchorage Historical Properties Renovations**



**Anchorage Memorial Cemetery**

<b>Project ID</b>	PW2013027	<b>Department</b>	Maintenance & Operations
<b>Project Type</b>	Improvement	<b>Start Date</b>	July 2019
<b>Location</b>	Assembly: Section 1, Seat B, HD-SD: Community-wide, Community: Downtown	<b>End Date</b>	June 2024

**Description**

Anchorage Memorial Cemetery Improvements:

- Perimeter Fence Repair & Renovations: Anchorage Memorial Park Cemetery perimeter fence repair and repaint. The fence was installed in 1991 and requires new paint throughout. Additionally, a number of sections have been hit by motor vehicles requiring panel replacement.
- Replace Damaged Iron Entry Gates
- Replace Single Flag Pole with Upgraded US, AK, & MOA Flag Poles
- Upgrade Visitor Seating Area
- Repaint Cemetery Facilities
- Replace Damaged Retaining Wall
- Renovate Lawn Markers

**Comments**

The historic Anchorage Memorial Cemetery is in need of several major repairs and renovations to amenities within the cemetery. The requested funding and planned projects will go a long way towards preserving this historic site and provide a positive experience for visitors.

---

**Version** 2019 Proposed

		2019	2020	2021	2022	2023	2024	Total
<b>Revenue Sources</b>	<b>Fund</b>							
Bond Sale Proceeds	401100 - Areawide General CIP Bond	350	-	-	-	-	-	350
<b>Total (in thousands)</b>		<b>350</b>	<b>-</b>	<b>-</b>	<b>-</b>	<b>-</b>	<b>-</b>	<b>350</b>

**Anchorage Senior Center Renovations**

<b>Project ID</b>	PW2012053	<b>Department</b>	Maintenance & Operations
<b>Project Type</b>	Upgrade	<b>Start Date</b>	July 2019
<b>Location</b>	Assembly: Areawide, HD-SD: Community-wide, Community: Various	<b>End Date</b>	June 2024

**Description**

This project will provide funding for various facility upgrades and safety enhancements at the Anchorage Senior Center facility.

**Comments**

This grant will provide upgrades and safety enhancements in the following areas:

- Renovation of restrooms to comply with accessibility requirements.
- Multiple site upgrades, to include the reconstruction of parking lots, sidewalk additions, site grading to establish proper drainage.
- Seismic enhancements to building wall/roof connections; main canopy; heating, ventilation, and air conditioning (HVAC); and electrical equipment.
- Replacement of rain gutter and downspouts and repairs to flashings at sloped roofs. Repairs to exterior wall joints and windows.
- Replacement of interior finishes such as flooring, cove base, suspended tile ceilings, acoustical panels and exterior and interior doors and corresponding hardware. The replacement or enhancement of existing floors, gypsum walls and ceilings.
- Replacement, repair, or enhancement of mechanical systems and components; i.e. plumbing, boilers, water heaters, and ventilation systems. Reaching end of service life and will measurably advance energy usage efficiency.
- Replacement of campus lighting systems, exit signs and fire signal devices, the repair or enhancement of electrical service distribution components, and safety testing of grounding and distribution systems.
- Garage addition to maintenance building to replace current lean-to and connex for heated dry storage.

**Version** 2019 Proposed

		2019	2020	2021	2022	2023	2024	Total
<b>Revenue Sources</b>	<b>Fund</b>							
SOA Grant Revenue-Direct	401900 - Areawide General CIP Grant	3,680	-	-	-	-	-	3,680
<b>Total (in thousands)</b>		<b>3,680</b>	<b>-</b>	<b>-</b>	<b>-</b>	<b>-</b>	<b>-</b>	<b>3,680</b>

**Anchorage Senior Center Sky Light Replacement**

**Project ID** MO2017007 **Department** Maintenance & Operations  
**Project Type** Replacement **Start Date** July 2019  
**Location** Assembly: Areawide, HD 50: Anchorage **End Date** December 2024  
 Areawide, Community: Areawide

**Description**

\$ 250,000 Replace Sky Light

Replace sky light at Anchorage Senior Center. Sky light has reached its useful life and deterioration of the structure contributes to frequent roof leaks requiring repairs and patches.

**Version** 2019 Proposed

		2019	2020	2021	2022	2023	2024	Total
<b>Revenue Sources</b>	<b>Fund</b>							
SOA Grant Revenue-Direct	401900 - Areawide General CIP Grant	250	-	-	-	-	-	250
<b>Total (in thousands)</b>		<b>250</b>	<b>-</b>	<b>-</b>	<b>-</b>	<b>-</b>	<b>-</b>	<b>250</b>

**APDES Stormwater Maintenance Equipment**

**Project ID** MOD10924 **Department** Maintenance & Operations  
**Project Type** New **Start Date** July 2019  
**Location** Assembly: Areawide, HD-SD: Community-wide, Community: ARDSA Councils **End Date** June 2024

**Description**

Alaska Pollutant Discharge Elimination System (APDES)

Phase II of permit requires 3 full summer sweeps which is increasing maintenance costs and wear and tear on sweeper fleet. Additionally, Phase II permit also requires annual inspection and cleaning of all stormwater catch basins (approx. 15,000). The additional sweepers and vactor truck are needed to enable MOA to meet mandates of the APDES permit.

**Comments**

Provide funding for acquisition of four (4) Waterless Street Sweepers and two (2) Vactor Truck to enable MOA to meet mandated permit requirement for stormwater management under the APDES Stormwater Permit Phase II implemented February 2010.

\$2,600,000 Acquisition of four Waterless Street Sweepers/two Vactor Trucks

**Version** 2019 Proposed

		2019	2020	2021	2022	2023	2024	Total
<b>Revenue Sources</b>	<b>Fund</b>							
SOA Grant Revenue-Direct	441900 - ARDSA CIP Grant	2,600	-	-	-	-	-	2,600
<b>Total (in thousands)</b>		<b>2,600</b>	<b>-</b>	<b>-</b>	<b>-</b>	<b>-</b>	<b>-</b>	<b>2,600</b>
<b>O &amp; M Costs</b>								
Supplies		-	16	16	17	17	17	83
<b>Total (in thousands)</b>		<b>-</b>	<b>16</b>	<b>16</b>	<b>17</b>	<b>17</b>	<b>17</b>	<b>83</b>

**Ben Boeke Ice Arena Upgrades**

<b>Project ID</b>	MOD08306	<b>Department</b>	Maintenance & Operations
<b>Project Type</b>	Upgrade	<b>Start Date</b>	July 2019
<b>Location</b>	Assembly: Areawide, 18-l: Spenard, Community: Areawide	<b>End Date</b>	June 2024

**Description**

The original building systems and amenities are aging and costly to repair, with parts becoming obsolete; an upgrade to newer system components is much needed to ensure that the facility can continue to be used for its intended purposes. Other upgrades are necessary to meet these objectives, as well.

Exterior and interior renovations are necessary to protect the facility, and to ensure a continued positive experience for building users. Various mechanical upgrades are necessary as original systems continue to age, leading to failure, and parts becoming obsolete.

**Comments**

The Ben Boeke Ice Arena is one of Anchorage's premier cultural institutions completed in 1983 during the "Project 80's" era when the State of Alaska used its new oil earnings to significantly invest in public facilities which were lacking prior to that time. Now that the facility is 29 years old, state funding is requested for capital renovations necessary to protect the State's original investment in this facility that has served Anchorage and Alaska so well.

Ben Boeke Ice Arena hosts 10 youth hockey groups, 2 figure skating clubs, 4 adult hockey associations, 116 adult recreational hockey teams, open skate for recreational skaters, and learn-to-skate programs. Additionally the facility hosts several competitions and tournaments attended by athletes statewide.

2019:

- \$ 150,000 Sound System Replacement (Rinks 1 and 2)
- \$ 400,000 Replace Dehumidification System
- \$ 100,000 Replace Rubber Matting
- \$ 75,000 Exterior Door Replacement
- \$ 20,000 Purchase Walk Behind Floor Scrubber

2020:

- \$ 75,000 Upgrade Fire and Security-Video Surveillance Systems
- \$ 75,000 Install Cafe/Esspresso Shop
- \$ 75,000 Upgrade Concession Area

2021:

- \$ 75,000 Replace Bleachers in Rink 2
- \$ 125,000 Zamboni Replacement
- \$ 80,000 Entrance Skylight Replacement
- \$ 75,000 Roll Up Door Replacement

2022:

- \$ 100,000 Exterior Concrete Work

2023:

- \$ 275,000 Locker Room Upgrades

**Version** 2019 Proposed

		2019	2020	2021	2022	2023	2024	Total
<b>Revenue Sources</b>	<b>Fund</b>							
SOA Grant Revenue-Direct	461900 - Anch Bowl Parks & Rec SA CIP Grant	745	225	1,070	100	275	-	2,415
<b>Total (in thousands)</b>		<b>745</b>	<b>225</b>	<b>1,070</b>	<b>100</b>	<b>275</b>	<b>-</b>	<b>2,415</b>

**CBERRRSA Snow Storage Site Development**

<b>Project ID</b>	PW2010002	<b>Department</b>	Maintenance & Operations
<b>Project Type</b>	Improvement	<b>Start Date</b>	July 2021
<b>Location</b>	Assembly: Section 2, Seats A & C, 12-F: Chugiak/Gateway, 13-G: Fort Richardson/North Eagle River, 14-G: Eagle River/Chugach State Park, Community: Birchwood, Community: Chugiak, Community: Eklutna Valley, Community: Eagle River, Community: Eagle River Valley, Community: South Fork (E.R.)	<b>End Date</b>	June 2027

**Description**

This project will construct a snow disposal facility serving the Chugiak, Birchwood, Eagle River Rural Road Service Area (CBERRRSA).

**Comments**

State grant funding is proposed. The population growth and corresponding development in the Eagle River valley has produced a need for increased snow storage capacity. Using existing facilities is increasingly expensive as the trips made by dump trucks are greater and further.

The grant funding may be used for planning, design, utility relocation, easement acquisition, construction, and any activity related to the improvements mentioned above.

**Version** 2019 Proposed

		2019	2020	2021	2022	2023	2024	Total
<b>Revenue Sources</b>	<b>Fund</b>							
SOA Grant Revenue-Direct	419900 - CBERRRSA CIP Grant	-	-	1,000	-	3,000	-	4,000
<b>Total (in thousands)</b>		<b>-</b>	<b>-</b>	<b>1,000</b>	<b>-</b>	<b>3,000</b>	<b>-</b>	<b>4,000</b>

**Chugiak Senior Center Phase II and III**

**Project ID** MOD08311 **Department** Maintenance & Operations  
**Project Type** Upgrade **Start Date** July 2019  
**Location** Assembly: Section 2, Seats A & C, 11-F: **End Date** June 2024  
 Greater Palmer, 12-F:  
 Chugiak/Gateway, Community: Chugiak

**Description**

Funding would provide needed facility enhancements, with specific improvements to include covered carports, and parking lot rehabilitation; engineering assessment of septic system; landscape upgrades; heating, ventilation, and air conditioning (HVAC) upgrades; apartment renovation; and design/construction of additional apartments.

Chugach - Eagle River Senior Center has a waiting list of 40 - 50 people consistently for independent housing. This will build 20 additional apartments; this phase has been estimated to be \$4M.

**Comments**

\$5,080,000 HVAC Replacement, renovations, and construction.

The Chugiak Senior Center is a 100,000 sq. ft. facility, built in 1975 owned by MOA. Much of the grant will provide upgrades and safety enhancements to the parking area, and landscaping improvements. The Center provides a 100-250 meals per day, and the need is increasing. Parking lot upgrades will enhance safety for elderly patrons utilizing the facility.

**Version** 2019 Proposed

		2019	2020	2021	2022	2023	2024	Total
<b>Revenue Sources</b>	<b>Fund</b>							
SOA Grant Revenue-Direct	401900 - Areawide General CIP Grant	5,080	-	-	-	-	-	5,080
<b>Total (in thousands)</b>		<b>5,080</b>	<b>-</b>	<b>-</b>	<b>-</b>	<b>-</b>	<b>-</b>	<b>5,080</b>

**O & M Costs**

Supplies		-	10	22	22	22	22	98
<b>Total (in thousands)</b>		<b>-</b>	<b>10</b>	<b>22</b>	<b>22</b>	<b>22</b>	<b>22</b>	<b>98</b>

**Dempsey Anderson Ice Arena Upgrades**

**Project ID** MOD08305 **Department** Maintenance & Operations  
**Project Type** Upgrade **Start Date** July 2019  
**Location** Assembly: Areawide, 16-H: College Gate, Community: Areawide **End Date** June 2024

**Description**

The original building systems and amenities are aging and costly to repair, with parts becoming obsolete; an upgrade to newer system components is much needed to ensure that the facility can continue to be used for its intended purposes. Other upgrades are necessary to meet these objectives, as well.

**Comments**

The Dempsey Anderson Ice Arena is one of Anchorage's premier cultural institutions completed in 1983 during the "Project 80's" era when the State of Alaska used its new oil earnings to significantly invest in public facilities which were lacking prior to that time. Now that the facility is 30 years old, state funding is requested for capital renovations necessary to protect the State's original investment in this facility that has served Anchorage and Alaska so well.

2019:

- \$ 150,000 Replace Sound System (Rinks 1 and 2)
- \$ 75,000 Install Security Camera System
- \$ 75,000 Replace Rubber Matting (Team Rooms, Players Box, Concession Stand)
- \$ 200,000 Install Concession Stand in Lobby
- \$ 60,000 Roll Up Door Replacement
- \$ 70,000 Lighting Upgrades
- \$ 50,000 Upgrade Computer & Office Equipment

2020:

- \$ 50,000 Replace Floor Scrubber
- \$ 125,000 Replace Zamboni
- \$ 100,000 Relocate Condensing Tower

2021:

- \$ 75,000 Bathroom/Locker Room Upgrades
- \$ 75,000 Replace Rubber Matting
- \$ 75,000 Re-paint Interior

2022:

- \$ 100,000 Repair Exterior Concrete
- \$ 75,000 Upgrade Bleachers

2023:

- \$ 150,000 Replace Exterior Doors
- \$ 100,000 Replace Hot Water Boiler

---

**Version** 2019 Proposed

		2019	2020	2021	2022	2023	2024	Total
<b>Revenue Sources</b>	<b>Fund</b>							
SOA Grant Revenue-Direct	461900 - Anch Bowl Parks & Rec SA CIP Grant	680	275	225	175	250	-	1,605
<b>Total (in thousands)</b>		<b>680</b>	<b>275</b>	<b>225</b>	<b>175</b>	<b>250</b>	<b>-</b>	<b>1,605</b>



**Dena'ina Center**

**Project ID** PW12996 **Department** Maintenance & Operations  
**Project Type** Improvement **Start Date** July 2019  
**Location** Assembly: Areawide, 18-l: Spenard, **End Date** June 2024  
 Community: Areawide

**Description**

The Dena'ina Center was opened in Fall 2008 to allow for larger events to be introduced to Anchorage and Alaska. The success of the building far exceeded the anticipated usage from the beginning and components are beginning to show wear.

To maintain the facility as State of the Art, items will need to be replaced when the lifecycle of the components are reached to attract national audiences to Anchorage and Alaska.

**Comments**

2019:

- \$ 100,000 Upgrade Security Cameras, Closed Circuit Television (CCTV), and Building Telecom System
- \$ 175,000 Purchase Floor Care Equipment
- \$ 75,000 Augment Hot Water Heater
- \$ 775,000 Replace Carpeting

2020:

- \$1,000,000 Concession Stand and Signage Improvements

2021:

- \$ 275,000 Install LED Meeting Room Signage

2022:

- \$ 50,000 Window Treatments/Third Floor
- \$ 50,000 Re-seal Concrete and Fill Cracks
- \$ 150,000 Upgrade Kitchen Bakery and Washing Area

2023:

- \$ 200,000 Upgrade Kitchen Catering Equipment

---

**Version** 2019 Proposed

		2019	2020	2021	2022	2023	2024	Total
<b>Revenue Sources</b>	<b>Fund</b>							
SOA Grant Revenue-Direct	401900 - Areawide General CIP Grant	1,125	1,000	275	250	200	-	2,850
<b>Total (in thousands)</b>		<b>1,125</b>	<b>1,000</b>	<b>275</b>	<b>250</b>	<b>200</b>	<b>-</b>	<b>2,850</b>

**Deteriorated Properties Remediation**

**Project ID** PW2012057 **Department** Maintenance & Operations  
**Project Type** Rehabilitation **Start Date** July 2019  
**Location** Assembly: Areawide, HD-SD: Community-wide, Community: Areawide **End Date** June 2024

**Description**

This project will evaluate and restore hazardous derelict buildings to a safe condition. Removal of various blighted and deteriorated structures.

**Comments**

Several abandoned derelict building throughout the Municipality present a public hazard in their current state of disrepair. These building attract undesirable activities, present a fire hazard, and have various structural problems which will increase in severity without taking measures to remediate the hazards. The Municipality funded \$200,000 in the 2018 operations budget to support this program.

**Version** 2019 Proposed

		2019	2020	2021	2022	2023	2024	Total
<b>Revenue Sources</b>	<b>Fund</b>							
SOA Grant Revenue-Direct	401900 - Areawide General CIP Grant	900	-	-	-	-	-	900
<b>Total (in thousands)</b>		<b>900</b>	<b>-</b>	<b>-</b>	<b>-</b>	<b>-</b>	<b>-</b>	<b>900</b>
<b>O &amp; M Costs</b>								
Supplies		-	2	2	2	2	2	10
<b>Total (in thousands)</b>		<b>-</b>	<b>2</b>	<b>2</b>	<b>2</b>	<b>2</b>	<b>2</b>	<b>10</b>

**Egan Center Upgrades**

<b>Project ID</b>	MOD07511	<b>Department</b>	Maintenance & Operations
<b>Project Type</b>	Replacement	<b>Start Date</b>	July 2019
<b>Location</b>	Assembly: Areawide, 18-l: Spenard, Community: Areawide	<b>End Date</b>	June 2024

**Description**

The original building systems and amenities are aging and costly to repair with parts quickly becoming obsolete. An upgrade to newer systems components is much needed to ensure that the facility can continue to be used for its intended purpose. Other upgrades are necessary to meet facility objectives as well.

**Comments**

The Egan Center is one of Anchorage's premier cultural institutions completed in 1983 during the "Project 80's" era when the State of Alaska used its new oil earnings to significantly invest in public facilities which were lacking prior to that time. Now that the facility is over 25 years old, state funding is requested for capital renovations necessary to protect the State's original investment in this facility that has served Anchorage and Alaska so well.

2019:

\$ 225,000 Remodel of Fixed Concession Stand

2021:

\$ 75,000 Replace Main Lobby Directory

2022:

\$ 125,000 Replace Combi-Therm Ovens

\$ 75,000 Replace Exterior Stainless Steel @ Entry

2023:

\$ 350,000 Replace Carpeting

\$ 300,000 LED Meeting Room Entrance Signage

---

**Version** 2019 Proposed

		2019	2020	2021	2022	2023	2024	Total
<b>Revenue Sources</b>	<b>Fund</b>							
SOA Grant Revenue-Direct	401900 - Areawide General CIP Grant	225	-	75	200	650	-	1,150
<b>Total (in thousands)</b>		<b>225</b>	<b>-</b>	<b>75</b>	<b>200</b>	<b>650</b>	<b>-</b>	<b>1,150</b>

**Facility Safety/Code Upgrades**

**Project ID** PW129005 **Department** Maintenance & Operations  
**Project Type** Improvement **Start Date** July 2019  
**Location** Assembly: Areawide, HD 50: Anchorage **End Date** June 2024  
 Areawide, Community: Areawide

**Description**

With our older buildings constantly encountering safety and code issues it is beyond the scope of maintenance budgets to correct the problems. This funding will help install various safety and code upgrades to Municipal facilities, i.e. sprinkler bracing; seismic bracing; lead/asbestos abatement; electrical; heating, ventilation, and air conditioning (HVAC); mechanical upgrades; handicap accessibility improvements; roof replacement; and energy efficiency upgrades. These projects have been recommended by the MOA insurance carrier and Risk Management.

**Comments**

Many of the Municipal Facilities are between 20 and 50 years old.

2019:

\$ 350,000 Upgrade Welding Bay & Code Upgrades

\$ 140,000 West High Pool LED Lighting Upgrade

---

**Version** 2019 Proposed

		2019	2020	2021	2022	2023	2024	Total
<b>Revenue Sources</b>	<b>Fund</b>							
Bond Sale Proceeds	401100 - Areawide General CIP Bond	490	2,000	2,000	2,000	2,000	2,000	10,490
<b>Total (in thousands)</b>		<b>490</b>	<b>2,000</b>	<b>2,000</b>	<b>2,000</b>	<b>2,000</b>	<b>2,000</b>	<b>10,490</b>

**Fleet Maintenance Replacement Purchases**

**Project ID** MOD07028 **Department** Maintenance & Operations  
**Project Type** Replacement **Start Date** January 2019  
**Location** Assembly: Areawide, HD 50: Anchorage **End Date** December 2024  
 Areawide, Community: Areawide

**Description**

Fleet Maintenance provides various Municipal General Government agencies with appropriate vehicles and equipment to deliver respective public services. Vehicles and equipment referenced are replacements of existing fleet inventory and have met their useful lives. Vehicles used beyond their useful lives can experience frequent down time and high maintenance costs if not replaced in a timely fashion. The other funding source will come from the Net Assets account in the Fleet Fund that is primarily funded with contributions from other funds.

**Comments**

2019 Fleet Vehicle Replacements \$2,300,000 PROJECTED BUY: \$1,500,000 - 25 APD, \$800,000 - 3 Heavy Equipment  
 2020 Fleet Vehicle Replacements \$5,384,000 PROJECTED BUY: \$3,289,000 -75 APD, \$1,390,000 - 8 Heavy Equipment, \$705,000 - 19 General Govt Light Equip  
 2021 Fleet Vehicle Replacements \$9,826,000 PROJECTED BUY: \$4,892,000 - 103 APD, \$3,829,000 - 17 Heavy Equipment, \$1,105,000 - 30 General Govt Light Equip  
 2022 Fleet Vehicle Replacements \$6,746,000 PROJECTED BUY: \$2,568,000 - 55 APD, \$4,136,000 - 13 Heavy Equipment, \$42,000 - 1 General Govt Light Equip  
 2023 Fleet Vehicle Replacements \$4,440,000 PROJECTED BUY: \$1,516,000 - 31 APD, \$2,892,000 - 13 Heavy Equipment, \$32,000 - 1 General Govt Light Equip  
 2024 Fleet Vehicle Replacements \$5,082,000 PROJECTED BUY: \$2,222,000 - 44 APD, \$2,279,000 - 6 Heavy Equipment, \$581,000 - 16 General Govt Light Equip

**Version** 2019 Proposed

		2019	2020	2021	2022	2023	2024	Total
<b>Revenue Sources</b>	<b>Fund</b>							
Contributions from Other Funds	601800 - Equipment Maintenance CIP	2,300	5,384	9,826	6,746	4,440	5,082	33,778
<b>Total (in thousands)</b>		<b>2,300</b>	<b>5,384</b>	<b>9,826</b>	<b>6,746</b>	<b>4,440</b>	<b>5,082</b>	<b>33,778</b>

**Fleet Maintenance Shop**

**Project ID** MOD07510 **Department** Maintenance & Operations  
**Project Type** Replacement **Start Date** July 2019  
**Location** Assembly: Areawide, HD 50: Anchorage **End Date** June 2024  
 Areawide, Community: Areawide

**Description**

Renovate Fleet Maintenance shops.

**Comments**

Refurbish fleet maintenance facility.

\$750,000 Renovate Purchased Facilities.

The current Fleet Maintenance Shops at 4333 Bering Street lack space for current operations. The existing buildings are over 30 years old and do not meet the standards for a modern maintenance shop responsible for maintaining a fleet of over 1,000 vehicles including police vehicles and snow removal equipment.

**Version** 2019 Proposed

		2019	2020	2021	2022	2023	2024	Total
<b>Revenue Sources</b>	<b>Fund</b>							
SOA Grant Revenue-Direct	601800 - Equipment Maintenance CIP	750	-	-	-	-	-	750
<b>Total (in thousands)</b>		<b>750</b>	<b>-</b>	<b>-</b>	<b>-</b>	<b>-</b>	<b>-</b>	<b>750</b>

**O & M Costs**

Supplies		-	10	16	16	16	16	74
<b>Total (in thousands)</b>		<b>-</b>	<b>10</b>	<b>16</b>	<b>16</b>	<b>16</b>	<b>16</b>	<b>74</b>

**Girdwood Multipurpose Community Facility**

<b>Project ID</b>	PW2013033	<b>Department</b>	Maintenance & Operations
<b>Project Type</b>	New	<b>Start Date</b>	July 2019
<b>Location</b>	Assembly: Section 6, Seats J & K, 27-N: Basher, Community: Girdwood Valley	<b>End Date</b>	June 2024

**Description**

The proposed Girdwood Multi-Use Center is a quantum step in infrastructure growth for Girdwood. The project is spearheaded by Turnagain Arm Service Coalition (TASC), a cooperative group consisting of Girdwood Health Clinic, Inc., Little Bears Playhouse, Inc., and Girdwood Community and Recreation Center Task Force. The group is driven by the vision of a vibrant community anchor in the Girdwood South Townsite area that will serve not only the Girdwood community but the Four Valleys and visitors, and be an outstanding asset to the economic engine that is the Girdwood recreational complex. The Municipality of Anchorage has shown support by reserving a 6.8 acre tract in the South Townsite. TASC will participate in the Rasmuson Foundation pre-development process. In 2014 the Girdwood Community requested \$2,793,570 to launch design, review, permitting and geotechnical site work; with inflation the current request is for \$2,856,000.

**Comments**

Note: project added to the 2014 CIB via Assembly amendment #22.

**Version** 2019 Proposed

		2019	2020	2021	2022	2023	2024	Total
<b>Revenue Sources</b>	<b>Fund</b>							
SOA Grant Revenue-Direct	406900 - Girdwood Valley SA CIP Grant	2,856	17,500	-	-	-	-	20,356
<b>Total (in thousands)</b>		<b>2,856</b>	<b>17,500</b>	<b>-</b>	<b>-</b>	<b>-</b>	<b>-</b>	<b>20,356</b>

**O & M Costs**

Operating Supplies		-	-	12	25	25	25	87
<b>Total (in thousands)</b>		<b>-</b>	<b>-</b>	<b>12</b>	<b>25</b>	<b>25</b>	<b>25</b>	<b>87</b>

**Major Municipal Facility Fire Alarm System Replacement Phase III**

**Project ID** MOD08301 **Department** Maintenance & Operations  
**Project Type** Replacement **Start Date** July 2019  
**Location** Assembly: Areawide, HD 50: Anchorage **End Date** June 2024  
 Areawide, Community: Areawide

**Description**

The Municipality of Anchorage is seeking a \$500,000 capital maintenance grant to replace outdated fire alarm system panels in selected major municipal facilities.

**Comments**

The aged components the fire system need to be upgraded based on the lack of available replacement parts, the use of hard wiring instead of fiber optics or wireless, and the cost of repairs to this aging system.

**Legislative Scope**

The fire alarm systems are all integrated and report to one panel located in the Z.J. Loussac Library. The central panel in the library has been updated while fire alarm panels in the various municipal buildings need to be updated to newer technology to fully realize functional fire safety improvements.

**Version** 2019 Proposed

		2019	2020	2021	2022	2023	2024	Total
<b>Revenue Sources</b>	<b>Fund</b>							
SOA Grant Revenue-Direct	401900 - Areawide General CIP Grant	500	-	-	-	-	-	500
<b>Total (in thousands)</b>		<b>500</b>	<b>-</b>	<b>-</b>	<b>-</b>	<b>-</b>	<b>-</b>	<b>500</b>



**Major Municipal Facility Upgrade Projects**

**Project ID** MOD07013 **Department** Maintenance & Operations  
**Project Type** Improvement **Start Date** July 2019  
**Location** Assembly: Areawide, HD 50: Anchorage **End Date** June 2024  
 Areawide, Community: Areawide

**Description**

The Municipality owns several aging major facilities constructed in the 1980's and earlier that are in need of refurbishment. Roofs, electrical, and mechanical systems have reached their normal like expectancy and are in need of replacement. Building code upgrades are also needed to bring facilities up to current standards and enhance public safety.

**Comments**

The Municipality increased local funding for major facility upgrades in 2004 when annual State grant funding for various MOA facilities was discontinued. Since that time, local funds have been the primary source for many, much needed building repairs. This funding could provide local match funds for State grant funds to help alleviate growing deferred maintenance projects.

The funding source of \$476K will come as a contribution from the Areawide Operating Fund.

The following list of Major Municipal Facility Upgrades may be included for budget period 2019 (2019 thru 2024 Maj. Projects reprioritized and identified at respective year's capital budget preparation).

2019: VARIOUS FACILITIES:  
 \$100,000 Emergency Repairs  
 \$150,000 Mechanical/Heating, Ventilation, and Air Conditioning (HVAC) Upgrades  
 \$ 40,000 Parking Lot/Paving Repairs  
 \$ 50,000 Emergency Roof Repairs  
 \$ 50,000 Energy Conservation Upgrades  
 \$ 40,000 Refurbish Building Exteriors

VARIOUS FIRE STATIONS:  
 \$ 35,000 Emergency Repairs

SWIMMING POOLS:  
 \$ 100,000 Install Automated Building Controls

TRANSIT MAINTENANCE:  
 \$ 45,000 Power Wash Maintenance Buildings

**Version** 2019 Proposed

		2019	2020	2021	2022	2023	2024	Total
<b>Revenue Sources</b>	<b>Fund</b>							
Unrestricted Contribution	401800 - Areawide General CIP Contributions	476	476	476	476	476	476	2,856
<b>Total (in thousands)</b>		<b>476</b>	<b>476</b>	<b>476</b>	<b>476</b>	<b>476</b>	<b>476</b>	<b>2,856</b>

**Major Municipal Facility Upgrade Projects - Deferred**

**Project ID** MOD07010 **Department** Maintenance & Operations  
**Project Type** Improvement **Start Date** July 2019  
**Location** Assembly: Areawide, HD 50: Anchorage **End Date** June 2024  
 Areawide, Community: Areawide

**Description**

The Municipality is attempting to "catch up" on years of deferred maintenance projects within its aging facility inventory. Most of these facilities are 20-30 years old, and have reached the normal life expectancy of the buildings' major systems.

**Comments**

The Municipality of Anchorage is seeking a \$1.2 million capital maintenance grant to address facility maintenance needs that have been deferred for many years and are now in need of completion. For 2019, \$1.2 million worth of capital maintenance needs for municipal facilities have been identified, \$586 thousand is budgeted from local capital funds and is available as local matching funds if needed.

2019: Deferred. Muni. Fac. Repair/Upgrade Projects

**FIRE STATIONS:**

\$350,000 Design and remedy wastewater drainage/Fire Training Center

**ANCHORAGE SENIOR CENTER:**

\$50,000 Safety and Code Upgrades

**CHUGIAK SENIOR CENTER:**

\$400,000 Upgrade Heating, Ventilation, and Air Conditioning (HVAC) pneumatic controls

**RUSSIAN JACK GREENHOUSE:**

\$300,000 Replace roofs and renovate exterior

**ANIMAL CONTROL:**

\$100,000 Replace vinyl flooring and repaint kennel floor

---

**Version** 2019 Proposed

		2019	2020	2021	2022	2023	2024	Total
<b>Revenue Sources</b>	<b>Fund</b>							
SOA Grant Revenue-Direct	401900 - Areawide General CIP Grant	1,200	1,415	1,350	1,200	450	1,200	6,815
<b>Total (in thousands)</b>		<b>1,200</b>	<b>1,415</b>	<b>1,350</b>	<b>1,200</b>	<b>450</b>	<b>1,200</b>	<b>6,815</b>

**Performing Arts Center Upgrades**

<b>Project ID</b>	MOD08304	<b>Department</b>	Maintenance & Operations
<b>Project Type</b>	Improvement	<b>Start Date</b>	July 2019
<b>Location</b>	Assembly: Areawide, 18-l: Spenard, Community: Areawide	<b>End Date</b>	June 2024

**Description**

The Anchorage Center for the Performing Arts is one of Anchorage's premier cultural institutions and a cultural destination for all of Alaska. Now over 20 years old, significant upgrades are necessary to continue safe and efficient operation of the facility into the future.

**Comments**

Proposed projects by year:

2019:

\$1,200,000 Replace/Upgrade Fire Detection System  
 \$ 450,000 Replace HVAC System Phase II  
 \$ 150,000 Replace Regional Transmitting System  
 \$1,000,000 Seismic Bracing  
 \$ 50,000 Replace Harrison Lobby Column Lights  
 \$ 150,000 Upgrade Fire Curtains (Atwood, Discovery, & Laurence)  
 \$ 350,000 Replace Theatrical Curtains (Atwood, Discovery, & Laurence)  
 \$ 175,000 Replace Exterior Column & Lighting  
 \$ 175,000 Upgrade Lobby Sound & Speaker System

2020:

\$ 150,000 Replace Harrison Lobby Stairway Carpet  
 \$ 100,000 Replace Discovery Theatre Carpet  
 \$ 175,000 Upgrade Security System  
 \$ 400,000 Re-tile Public Bathroom Floors  
 \$ 225,000 Upgrade Sennheiser System  
 \$ 225,000 Upgrade Loading Dock  
 \$ 400,000 Digitize Sound System Phase I  
 \$ 200,000 Replace Gottstein Theatre Column Lights & Carpet

2021:

\$ 650,000 Digitize Sound System Phase II  
 \$ 700,000 Replace Discovery Theatre Pit Lift & Deck  
 \$ 150,000 Upgrade Theatre Rigging Systems  
 \$ 100,000 Re-tile Turquoise Lobby Floors  
 \$ 150,000 Replace Sydney Laurence Sound Door  
 \$ 75,000 Install Sydney Laurence Acoustic Treatments  
 \$ 75,000 Motorize Atwood & Discovery Curtains

2022:

\$1,050,000 Paint Exterior  
 \$ 425,000 Replace Poppy Carpet  
 \$ 525,000 Replace Atwood Seat Fabric

2023:

\$ 650,000 Upgrade Lobby Elevators  
 \$ 675,000 Replace Exterior & Interior Doors  
 \$ 275,000 Paint Interior Theatres  
 \$ 100,000 Replace Man Lifts  
 \$ 75,000 Replace Lighting Rails Atwood & Discovery  
 \$ 50,000 Upgrade Booster Water Pump  
 \$ 25,000 Complete Harrison Lobby Restroom

**Performing Arts Center Upgrades**

Version 2019 Proposed

		2019	2020	2021	2022	2023	2024	Total
<b>Revenue Sources</b>	<b>Fund</b>							
SOA Grant Revenue-Direct	401900 - Areawide General CIP Grant	3,700	1,875	1,900	2,000	1,850	-	11,325
<b>Total (in thousands)</b>		<b>3,700</b>	<b>1,875</b>	<b>1,900</b>	<b>2,000</b>	<b>1,850</b>	<b>-</b>	<b>11,325</b>

**Pool Filtration System**

**Project ID** PW2012003 **Department** Maintenance & Operations  
**Project Type** Improvement **Start Date** July 2019  
**Location** Assembly: Areawide, HD 50: Anchorage  
 Areawide, Community: Anc Parks & Rec  
 Commission **End Date** June 2024

**Description**

Replacing pool filtering systems will increase the efficiency and safety of the pools. The new system will allow filter media to be replaced without closing pool.

**Comments**

All of the Pools have different kinds of filtering systems. Standardizing the pool filtration system will improve maintenance, efficiencies, and decrease pool down time.

\$2,000,000 Replace Pool Filtration Systems

**Version** 2019 Proposed

		2019	2020	2021	2022	2023	2024	Total
<b>Revenue Sources</b>	<b>Fund</b>							
SOA Grant Revenue-Direct	461900 - Anch Bowl Parks & Rec SA CIP Grant	2,000	-	-	-	-	-	2,000
<b>Total (in thousands)</b>		<b>2,000</b>	<b>-</b>	<b>-</b>	<b>-</b>	<b>-</b>	<b>-</b>	<b>2,000</b>

**Porcupine Building Roof Replacement**

**Project ID** MO2017012 **Department** Maintenance & Operations  
**Project Type** Replacement **Start Date** May 2019  
**Location** **End Date** September 2021

**Description**

Porcupine Building, 3001 Porcupine Drive, roof replacement.

**Comments**

The building is the former Oil and Gas Office Building and was purchased from the State of Alaska in 2011. In 2008, prior to the purchase of the building by the MOA, the roof was inspected and determined to be at the end of its useful life. 10 years later, after patching those areas that leaked, the roof needs to be replaced as soon as possible to protect the 12,000 square feet of interior space. Currently, the building is leased to a non-profit group that works with disadvantaged citizens and native youth for education in life and work skills. This non-profit entity is renovating the interior of the building and has painted the exterior. A new roof is needed to preserve the expected useful life of the building.

**Version** 2019 Proposed

		2019	2020	2021	2022	2023	2024	Total
<b>Revenue Sources</b>	<b>Fund</b>							
Bond Sale Proceeds	401100 - Areawide General CIP Bond	500	-	-	-	-	-	500
<b>Total (in thousands)</b>		<b>500</b>	<b>-</b>	<b>-</b>	<b>-</b>	<b>-</b>	<b>-</b>	<b>500</b>

**Reeve Blvd Street Maintenance Facility**

**Project ID** PW2012058 **Department** Maintenance & Operations  
**Project Type** New **Start Date** July 2019  
**Location** Assembly: Section 2, Seats A & C, 18-I: Spenard, Community: ARDSA Councils **End Date** June 2024

**Description**

Design and construct a new Street Maintenance satellite facility off Reeve Boulevard near downtown Anchorage and the Central Business District. This project would fund construction of a new Street Maintenance satellite facility in north Anchorage near downtown to provide additional staging of personnel and snow removal equipment. The new facility would improve response times for work orders and snow removal operations in the downtown Central Business District and north Anchorage locations. An additional staging facility in north Anchorage and near downtown will reduce mobilization efforts transporting heavy equipment across town, and reduce fuel costs. Currently nearly all the maintenance equipment is located at our Northwood Drive/International Airport Road location and requires a significant commute to/from many work locations.

**Comments**

Funding for this project will go towards design and construction of a new Street Maintenance satellite facility off Reeve Boulevard near downtown Anchorage and the Central Business District. A new Street Maintenance satellite facility in north Anchorage near downtown will provide additional staging of personnel and snow removal equipment which will improve response times for work orders and snow removal operations in the downtown Central Business District and north Anchorage neighborhoods.

**Version** 2019 Proposed

		2019	2020	2021	2022	2023	2024	Total
<b>Revenue Sources</b>	<b>Fund</b>							
SOA Grant Revenue-Direct	441900 - ARDSA CIP Grant	2,300	-	-	-	-	-	2,300
<b>Total (in thousands)</b>		<b>2,300</b>	<b>-</b>	<b>-</b>	<b>-</b>	<b>-</b>	<b>-</b>	<b>2,300</b>

**O & M Costs**

Supplies		-	12	24	25	26	26	113
<b>Total (in thousands)</b>		<b>-</b>	<b>12</b>	<b>24</b>	<b>25</b>	<b>26</b>	<b>26</b>	<b>113</b>

**Replace Glacier City Hall and Little Bears Facilities - Girdwood**

**Project ID** PW2012002 **Department** Maintenance & Operations  
**Project Type** Replacement **Start Date** July 2019  
**Location** Assembly: Section 6, Seats J & K, 27-N: Basher, Community: Girdwood Valley **End Date** June 2024

**Description**

Facilities are unsafe and may collapse if snow is allowed to build up on roofs. Tenant will not be allowed to enter facility until snow is cleaned from roof.

**Comments**

Buildings were analyzed by a structural engineer. Both facilities do not meet design standards for snow load.

Glacier City Hall/Little Bear Facilities  
 \$1,500,000 Demolish Existing Buildings/Construct New Facility

**Version** 2019 Proposed

		2019	2020	2021	2022	2023	2024	Total
<b>Revenue Sources</b>	<b>Fund</b>							
SOA Grant Revenue-Direct	406900 - Girdwood Valley SA CIP Grant	1,500	-	-	-	-	-	1,500
<b>Total (in thousands)</b>		<b>1,500</b>	<b>-</b>	<b>-</b>	<b>-</b>	<b>-</b>	<b>-</b>	<b>1,500</b>
<b>O &amp; M Costs</b>								
Supplies		-	3	6	7	7	7	30
<b>Total (in thousands)</b>		<b>-</b>	<b>3</b>	<b>6</b>	<b>7</b>	<b>7</b>	<b>7</b>	<b>30</b>



**Security Fencing at Old ANMC Hospital Property**

**Project ID** PW2012050 **Department** Maintenance & Operations  
**Project Type** Improvement **Start Date** July 2019  
**Location** 18-I: Spenard, Community: Downtown **End Date** June 2024

**Description**

Install security fencing at old Alaska Native Medical Center (ANMC) property to prevent trespassing and other unsavory activities on grounds.

**Comments**

Damage to the existing fence has been constant as trespassers seek access to the property to establish camps.

**Version** 2019 Proposed

		2019	2020	2021	2022	2023	2024	Total
<b>Revenue Sources</b>	<b>Fund</b>							
SOA Grant Revenue-Direct	401900 - Areawide General CIP Grant	200	-	-	-	-	-	200
<b>Total (in thousands)</b>		<b>200</b>	<b>-</b>	<b>-</b>	<b>-</b>	<b>-</b>	<b>-</b>	<b>200</b>

**O & M Costs**

Supplies		-	2	2	2	2	2	10
<b>Total (in thousands)</b>		<b>-</b>	<b>2</b>	<b>2</b>	<b>2</b>	<b>2</b>	<b>2</b>	<b>10</b>

**Sullivan Arena Facility Upgrades**

**Project ID** MOD08307 **Department** Maintenance & Operations  
**Project Type** Renovation **Start Date** July 2019  
**Location** Assembly: Areawide, 18-I: Spenard, Community: Areawide **End Date** June 2024

**Description**

Fire and security systems are necessary for continued public safety; exterior and interior renovations are necessary to protect the facility, and to insure a continued positive experience for building users. Various mechanical upgrades are necessary as original systems age and parts become obsolete.

**Comments**

Completed in 1983 with State grant funding, Sullivan Arena is Anchorage's premier large event venues. Now 35 years old, capital renovations are necessary to protect the State's investment.

2019:

- \$ 75,000 Replace Riding Floor Scrubber
- \$ 50,000 Replace Computer Network Server
- \$ 90,000 Upgrade Security Camera System
- \$ 175,000 Replace Concession Counters
- \$ 125,000 Replace Zamboni
- \$ 300,000 Replace Exterior/Interior Doors and Locking Systems
- \$ 125,000 Replace Folding Chairs Phase I

2020:

- \$ 275,000 Exterior Sidewalk Repairs
- \$ 150,000 Repaint Exterior

2021:

- \$ 100,000 Lighting Upgrades
- \$ 65,000 Replace Computers and Software Phase II
- \$ 150,000 Replace Exterior Administration Stairway
- \$ 100,000 Replace Parking Lot Equipment
- \$ 350,000 Parking Lot Repairs/Upgrades

2022:

- \$ 80,000 Replace Trash Compactor

2023:

- \$ 150,000 Upgrade Concession Equipment
- \$ 125,000 Replace Zamboni

**Version** 2019 Proposed

		2019	2020	2021	2022	2023	2024	Total
<b>Revenue Sources</b>	<b>Fund</b>							
SOA Grant Revenue-Direct	401900 - Areawide General CIP Grant	940	425	765	80	275	-	2,485
<b>Total (in thousands)</b>		<b>940</b>	<b>425</b>	<b>765</b>	<b>80</b>	<b>275</b>	<b>-</b>	<b>2,485</b>

**Underground Contaminated Site Remediation**

<b>Project ID</b>	MOD07027	<b>Department</b>	Maintenance & Operations
<b>Project Type</b>	Improvement	<b>Start Date</b>	July 2019
<b>Location</b>	Assembly: Areawide, HD 50: Anchorage Areawide, Community: Areawide	<b>End Date</b>	June 2024

**Description**

The once accepted practice of storing hazardous petroleum products in unprotected single-walled underground storage tanks has resulted in a number of sites where the tanks leaked and contaminated the sites. The majority of these contaminated sites have been cleaned up but there are several that are still remaining. The Municipality of Anchorage is dedicated to removing the contamination from these sites and restoring them to their natural uncontaminated environment with the help of the requested funding. The Municipality of Anchorage is seeking a \$1,500,000 capital maintenance grant to continue the Municipality's efforts toward remediation of contaminated underground sites and to maintain regulatory compliance with all of our fueling sites.

**Comments**

The Municipality has multiple petroleum contaminated sites that require remediation. These sites include, for example, the New Anchorage Jail, Brother Francis Shelter, Bering Street Maintenance, Transit Maintenance, and Old Fire Station 7. The Municipality also has (1) 20,000 gallon single walled catholically protected steel tank that is beyond its useful life and must be replaced in the near future and obsolete tank monitoring systems that are used for regulatory Environmental Protection Agency (EPA) and State of Alaska (SOA) Department of Environmental Conservation (DEC) compliance.

\$1,500,000 Underground Storage Tank Removal/Replacement/MOA Properties

**Version** 2019 Proposed

		2019	2020	2021	2022	2023	2024	Total
<b>Revenue Sources</b>	<b>Fund</b>							
SOA Grant Revenue-Direct	401900 - Areawide General CIP Grant	1,500	-	-	-	-	-	1,500
<b>Total (in thousands)</b>		<b>1,500</b>	<b>-</b>	<b>-</b>	<b>-</b>	<b>-</b>	<b>-</b>	<b>1,500</b>

## 2019 Capital Improvement Budget Parks & Recreation Department

(in thousands)

<b>Projects</b>	<b>Bonds</b>	<b>State</b>	<b>Federal</b>	<b>Other</b>	<b>Total</b>
Beach Lake Lodge and Cabin Improvements	-	-	-	100	100
Beach Lake Road Improvements	-	-	-	400	400
Campbell Creek Trail Rehabilitation and Way Finding	750	-	-	-	750
Chester Creek Complex Facility Safety, Security and ADA Upgrades	400	-	-	-	400
Chugiak Pool Improvements and Equipment	-	-	-	250	250
Cuddy Family Midtown Park Warming Facility	250	-	-	-	250
Dave Rose Park - Parking Lot Expansion	50	-	-	-	50
Dog Park(s) Planning and Development	-	-	-	300	300
Elderberry Park	500	-	-	-	500
Facility Safety Upgrades	200	-	-	-	200
Government Hill Community-wide Park Plan and Improvements	150	-	-	-	150
Hamilton Park Trail and Playground Renovation	200	-	-	-	200
Northeast Connector Trail	300	-	1,400	-	1,700
Russian Jack Springs Park Safety and ADA Improvements	350	-	-	-	350
Security Cameras	-	-	-	70	70
Tikishla Park	400	-	-	-	400
Ure Park Improvements	100	-	-	-	100
William B Lyons Park Playground Installation	300	-	-	-	300
<b>Total</b>	<b>3,950</b>	<b>-</b>	<b>1,400</b>	<b>1,120</b>	<b>6,470</b>

## 2019 - 2024 Capital Improvement Program Parks & Recreation Department

(in thousands)

Projects	Year	Bonds	State	Federal	Other	Total
Chugiak Fire						
Mirror Lake - Parking Lot Rehabilitation and Striping	2023	-	-	-	500	500
Eagle River Parks & Recreation						
Beach Lake Lodge and Cabin Improvements	2019	-	-	-	100	100
Beach Lake Park NW ¼ Section 25	2020	-	-	-	400	400
	2021	-	-	-	400	400
		-	-	-	800	800
Beach Lake Road Improvements	2019	-	-	-	400	400
Chugiak Pool Improvements and Equipment	2019	-	-	-	250	250
Dog Park(s) Planning and Development	2019	-	-	-	300	300
Loretta French Park - Parking lot	2022	-	-	-	50	50
Maintenance Equipment	2020	-	-	-	200	200
Maintenance Shop - Fish Hatchery Road - Acquisition	2020	-	-	-	500	500
	2021	-	-	-	250	250
	2022	-	-	-	250	250
		-	-	-	1,000	1,000
McDonald Center - Driveway Rehabilitation	2024	-	-	-	250	250
Oberg Soccer Fields - Parking Rehabilitation and Safety/Security Lighting	2021	-	-	-	500	500
Peters Creek/Marianna Koehler - Parking rehabilitation	2024	-	-	-	250	250
Security Cameras	2019	-	-	-	70	70
Town Square Park - Pathway and Parking Rehabilitation	2022	-	-	-	100	100
Parks Development						
Athletic Field Safety Improvements	2022	150	-	-	-	150
	2023	150	-	-	-	150
	2024	150	-	-	-	150
		450	-	-	-	450
Centennial Camper Park	2020	250	-	-	-	250

## 2019 - 2024 Capital Improvement Program Parks & Recreation Department

(in thousands)

Projects	Year	Bonds	State	Federal	Other	Total
Centennial Camper Park	2021	500	-	-	-	500
		750	-	-	-	750
Chanshtnu Muldoon Park, Phase III	2020	500	-	-	-	500
	2021	250	-	-	-	250
	2022	250	-	-	-	250
		1,000	-	-	-	1,000
Chester Creek Complex Facility Safety, Security and ADA Upgrades	2019	400	-	-	-	400
	2021	500	-	-	-	500
	2022	750	-	-	-	750
	2023	750	-	-	-	750
	2024	500	-	-	-	500
		2,900	-	-	-	2,900
Cuddy Family Midtown Park Warming Facility	2019	250	-	-	-	250
Dave Rose Park - Parking Lot Expansion	2019	50	-	-	-	50
Davis Park Upgrades	2021	350	-	-	-	350
Elderberry Park	2019	500	-	-	-	500
	2020	250	-	-	-	250
		750	-	-	-	750
Facility Safety Upgrades	2019	200	-	-	-	200
	2020	100	-	-	-	100
	2021	100	-	-	-	100
		400	-	-	-	400
Government Hill Community-wide Park Plan and Improvements	2019	150	-	-	-	150
	2020	100	-	-	-	100
	2021	150	-	-	-	150
	2024	300	-	-	-	300
		700	-	-	-	700
Hamilton Park Trail and Playground Renovation	2019	200	-	-	-	200
Parking Lot Upgrades	2023	250	-	-	-	250
	2024	250	-	-	-	250
		500	-	-	-	500
Playground Development - All-Inclusive	2022	600	-	-	-	600
	2023	900	-	-	-	900

## 2019 - 2024 Capital Improvement Program Parks & Recreation Department

(in thousands)

Projects	Year	Bonds	State	Federal	Other	Total
Playground Development - All-Inclusive	2024	900	-	-	-	900
		2,400	-	-	-	2,400
Russian Jack Springs Park Safety and ADA Improvements	2019	350	-	-	-	350
	2020	500	-	-	-	500
	2021	500	-	-	-	500
	2022	500	-	-	-	500
	2023	500	-	-	-	500
		2,350	-	-	-	2,350
South Anchorage Sports Park, Phase III, Construction of Bike Park	2021	500	-	-	-	500
Spenard Recreation Center Improvements	2022	750	-	-	-	750
Taku Park Improvements	2020	500	-	-	-	500
Tikishla Park	2019	400	-	-	-	400
	2020	350	-	-	-	350
		750	-	-	-	750
University Lake Park	2020	250	-	-	-	250
Ure Park Improvements	2019	100	-	-	-	100
	2020	200	-	-	-	200
		300	-	-	-	300
William B Lyons Park Playground Installation	2019	300	-	-	-	300
<b>Trails</b>						
Campbell Creek Trail Rehabilitation and Way Finding	2019	750	-	-	-	750
	2020	750	-	-	-	750
	2021	750	-	-	-	750
		2,250	-	-	-	2,250
Far North Bicentennial Park Trail Safety Upgrades	2021	250	-	-	-	250
	2024	500	-	-	-	500
		750	-	-	-	750
Multi-Use Trails Bridge Upgrades	2022	250	-	-	-	250
	2023	250	-	-	-	250
	2024	500	-	-	-	500
		1,000	-	-	-	1,000
Northeast Connector Trail	2019	300	-	1,400	-	1,700

**2019 - 2024 Capital Improvement Program  
Parks & Recreation Department**

(in thousands)

<b>Projects</b>	<b>Year</b>	<b>Bonds</b>	<b>State</b>	<b>Federal</b>	<b>Other</b>	<b>Total</b>
Storck Park Winter Use Trail Improvements	2021	100	-	-	-	100
	<b>Total</b>	<b>20,800</b>	<b>-</b>	<b>1,400</b>	<b>4,770</b>	<b>26,970</b>



**Athletic Field Safety Improvements**

**Project ID** PR2017015 **Department** Parks & Recreation  
**Project Type** Improvement **Start Date** June 2018  
**Location** Assembly: Areawide, HD 50: Anchorage **End Date** October 2027  
 Areawide

**Description**

Renovation of the fields includes providing replacement of fences/backstops, dugouts, regrading of the field, field repairs, irrigation system, new lighting system and additional parking spaces.

**Version** 2019 Proposed

		2019	2020	2021	2022	2023	2024	Total
<b>Revenue Sources</b>	<b>Fund</b>							
Bond Sale Proceeds	461100 - Anch Bowl Parks & Rec SA CIP Bond	-	-	-	150	150	150	450
<b>Total (in thousands)</b>		<b>-</b>	<b>-</b>	<b>-</b>	<b>150</b>	<b>150</b>	<b>150</b>	<b>450</b>

**O & M Costs**

Contr To Other Funds		-	-	-	6	6	6	18
<b>Total (in thousands)</b>		<b>-</b>	<b>-</b>	<b>-</b>	<b>6</b>	<b>6</b>	<b>6</b>	<b>18</b>

**Beach Lake Lodge and Cabin Improvements**

**Project ID** PR2019023 **Department** Parks & Recreation  
**Project Type** Improvement **Start Date** January 2019  
**Location** **End Date** December 2021

**Description**

Funds will be used to replace the roof, windows, and flooring of the lodge and the windows in the cabins.

**Version** 2019 Proposed

		2019	2020	2021	2022	2023	2024	Total
<b>Revenue Sources</b>	<b>Fund</b>							
Contributions from Other Funds	462800 - ER/Chugiak Park & Rec SA CIP Contrib	100	-	-	-	-	-	100
<b>Total (in thousands)</b>		<b>100</b>	<b>-</b>	<b>-</b>	<b>-</b>	<b>-</b>	<b>-</b>	<b>100</b>

**Beach Lake Park NW ¼ Section 25**

**Project ID** PR2019026 **Department** Parks & Recreation  
**Project Type** Improvement **Start Date** January 2020  
**Location** **End Date** December 2021

**Description**

2020 funds will be use to fund park plan priorities, Phase I  
 2021 funds will be use to fund park plan priorities, Phase II

**Version** 2019 Proposed

		2019	2020	2021	2022	2023	2024	Total
<b>Revenue Sources</b>	<b>Fund</b>							
Contributions from Other Funds	462800 - ER/Chugiak Park & Rec SA CIP Contrib	-	400	400	-	-	-	800
<b>Total (in thousands)</b>		<b>-</b>	<b>400</b>	<b>400</b>	<b>-</b>	<b>-</b>	<b>-</b>	<b>800</b>

**Beach Lake Road Improvements**

**Project ID** PR2019022 **Department** Parks & Recreation  
**Project Type** Improvement **Start Date** January 2019  
**Location** **End Date** December 2021

**Description**

Fill, grade, and rap Beach Lake Road from South Birchwood to Chugiak Dog Mushing Association (CDMA) parking.

**Version** 2019 Proposed

		2019	2020	2021	2022	2023	2024	Total
<b>Revenue Sources</b>	<b>Fund</b>							
Contributions from Other Funds	462800 - ER/Chugiak Park & Rec SA CIP Contrib	400	-	-	-	-	-	400
<b>Total (in thousands)</b>		<b>400</b>	<b>-</b>	<b>-</b>	<b>-</b>	<b>-</b>	<b>-</b>	<b>400</b>

**Campbell Creek Trail Rehabilitation and Way Finding**

**Project ID** PR2017004 **Department** Parks & Recreation  
**Project Type** Rehabilitation **Start Date** June 2018  
**Location** Assembly: Section 4, Seats F & G, Assembly: Section 6, Seats J & K, HD 50: Anchorage Areawide, Community: Areawide, Community: Basher, Community: Sand Lake, Community: Taku/Campbell **End Date** October 2022

**Description**

Funds will be used to rehabilitate priority areas within the trail corridor and implement new way-finding and signage for the trail corridor.

**Version** 2019 Proposed

		2019	2020	2021	2022	2023	2024	Total
<b>Revenue Sources</b>	<b>Fund</b>							
Bond Sale Proceeds	461100 - Anch Bowl Parks & Rec SA CIP Bond	750	750	750	-	-	-	2,250
<b>Total (in thousands)</b>		<b>750</b>	<b>750</b>	<b>750</b>	<b>-</b>	<b>-</b>	<b>-</b>	<b>2,250</b>

**O & M Costs**

Contr To Other Funds		38	38	38	38	38	-	190
<b>Total (in thousands)</b>		<b>38</b>	<b>38</b>	<b>38</b>	<b>38</b>	<b>38</b>	<b>-</b>	<b>190</b>

**Centennial Camper Park**

**Project ID** PR2019016 **Department** Parks & Recreation  
**Project Type** Improvement **Start Date** June 2020  
**Location** **End Date** October 2025

**Description**

Centennial Camper Park Improvements - Renovate two bath houses, expand the security system, purchase and install bear resistant food storage containers at tent sites, and install fencing and electronic gates. The bath house renovations includes improved Americans with Disabilities Act (ADA) access, ventilation, plumbing, finishes, and security.

**Version** 2019 Proposed

		2019	2020	2021	2022	2023	2024	Total
<b>Revenue Sources</b>	<b>Fund</b>							
Bond Sale Proceeds	461100 - Anch Bowl Parks & Rec SA CIP Bond	-	250	500	-	-	-	750
<b>Total (in thousands)</b>		<b>-</b>	<b>250</b>	<b>500</b>	<b>-</b>	<b>-</b>	<b>-</b>	<b>750</b>
<b>O &amp; M Costs</b>								
Contr To Other Funds		-	10	20	-	-	-	30
<b>Total (in thousands)</b>		<b>-</b>	<b>10</b>	<b>20</b>	<b>-</b>	<b>-</b>	<b>-</b>	<b>30</b>

**Chanshtnu Muldoon Park, Phase III**

**Project ID** PR2019001 **Department** Parks & Recreation  
**Project Type** Improvement **Start Date** June 2019  
**Location** **End Date** October 2021

**Description**

Chanshtnu Muldoon Park, Phase II of the adopted master plan which includes, bridges, trails, a dog park and other community identified priorities.

**Version** 2019 Proposed

		2019	2020	2021	2022	2023	2024	Total
<b>Revenue Sources</b>	<b>Fund</b>							
Bond Sale Proceeds	461100 - Anch Bowl Parks & Rec SA CIP Bond	-	500	250	250	-	-	1,000
<b>Total (in thousands)</b>		<b>-</b>	<b>500</b>	<b>250</b>	<b>250</b>	<b>-</b>	<b>-</b>	<b>1,000</b>

**O & M Costs**

Contr To Other Funds		-	20	10	10	-	-	40
<b>Total (in thousands)</b>		<b>-</b>	<b>20</b>	<b>10</b>	<b>10</b>	<b>-</b>	<b>-</b>	<b>40</b>

**Chester Creek Complex Facility Safety, Security and ADA Upgrades**

**Project ID** PR2019012 **Department** Parks & Recreation  
**Project Type** Improvement **Start Date** June 2019  
**Location** **End Date** October 2023

**Description**

This project is scheduled to be an ongoing project to provide funding for the improvement of the Chester Creek Complex facilities through improve safety, security, and Americans with Disabilities Act (ADA) upgrades. Improvements include renovation, upgrades, or replacement of major building systems and roof, painting, installation of energy efficient lighting and other environmentally sustainable building components, ADA access improvements, and related work. The individual projects will address health and safety codes, extend the life of the asset, improve access for all, and reduce energy costs.

**Version** 2019 Proposed

		2019	2020	2021	2022	2023	2024	Total
<b>Revenue Sources</b>	<b>Fund</b>							
Bond Sale Proceeds	461100 - Anch Bowl Parks & Rec SA CIP Bond	400	-	500	750	750	500	2,900
<b>Total (in thousands)</b>		<b>400</b>	<b>-</b>	<b>500</b>	<b>750</b>	<b>750</b>	<b>500</b>	<b>2,900</b>
<b>O &amp; M Costs</b>								
Contr To Other Funds		6	20	30	30	20	-	106
<b>Total (in thousands)</b>		<b>6</b>	<b>20</b>	<b>30</b>	<b>30</b>	<b>20</b>	<b>-</b>	<b>106</b>



**Chugiak Pool Improvements and Equipment**

**Project ID** PR2019024 **Department** Parks & Recreation  
**Project Type** Replacement **Start Date** January 2019  
**Location** **End Date** December 2021

**Description**

Replace failing heat exchanger and piping; upgrade the alarm system; replace lockers and pool amenities; assess, design, and replace the pool deck; assess and improve and the pool's mechanical system.

**Version** 2019 Proposed

		2019	2020	2021	2022	2023	2024	Total
<b>Revenue Sources</b>	<b>Fund</b>							
Contributions from Other Funds	462800 - ER/Chugiak Park & Rec SA CIP Contrib	250	-	-	-	-	-	250
<b>Total (in thousands)</b>		<b>250</b>	<b>-</b>	<b>-</b>	<b>-</b>	<b>-</b>	<b>-</b>	<b>250</b>

**Cuddy Family Midtown Park Warming Facility**

**Project ID** PR2019004      **Department** Parks & Recreation  
**Project Type** New      **Start Date** June 2019  
**Location**      **End Date** October 2023

**Description**

In partnership with private donors, park bond funds will be used to help construct a warming facility for the speed skating oval.

**Version** 2019 Proposed

		2019	2020	2021	2022	2023	2024	Total
<b>Revenue Sources</b>								
	<b>Fund</b>							
Bond Sale Proceeds	461100 - Anch Bowl Parks & Rec SA CIP Bond	250	-	-	-	-	-	250
	<b>Total (in thousands)</b>	<b>250</b>	<b>-</b>	<b>-</b>	<b>-</b>	<b>-</b>	<b>-</b>	<b>250</b>
<b>O &amp; M Costs</b>								
Contr To Other Funds		10	-	-	-	-	-	10
	<b>Total (in thousands)</b>	<b>10</b>	<b>-</b>	<b>-</b>	<b>-</b>	<b>-</b>	<b>-</b>	<b>10</b>

**Dave Rose Park - Parking Lot Expansion**

**Project ID** PR2019002 **Department** Parks & Recreation  
**Project Type** Improvement **Start Date** June 2019  
**Location** **End Date** October 2023

**Description**

Expand parking lot and improved Americans with Disabilities Act (ADA) access to the popular inclusive playground and picnic shelter.

**Version** 2019 Proposed

		2019	2020	2021	2022	2023	2024	Total
<b>Revenue Sources Fund</b>								
Bond Sale Proceeds	461100 - Anch Bowl Parks & Rec SA CIP Bond	50	-	-	-	-	-	50
<b>Total (in thousands)</b>		<b>50</b>	<b>-</b>	<b>-</b>	<b>-</b>	<b>-</b>	<b>-</b>	<b>50</b>
<b>O &amp; M Costs</b>								
Contr To Other Funds		12	-	-	-	-	-	12
<b>Total (in thousands)</b>		<b>12</b>	<b>-</b>	<b>-</b>	<b>-</b>	<b>-</b>	<b>-</b>	<b>12</b>

**Davis Park Upgrades**

**Project ID** PR2019018 **Department** Parks & Recreation  
**Project Type** Improvement **Start Date** June 2019  
**Location** **End Date** October 2024

**Description**

Improve the the usability and safety of the park. The improvements are in alignment with the park master plan priorities that were approved by the community councils.

Ranked as the #1 Parks & Rec priority for the Mountain View Community Council for 2019.

**Version** 2019 Proposed

		2019	2020	2021	2022	2023	2024	Total
<b>Revenue Sources</b>	<b>Fund</b>							
Bond Sale Proceeds	461100 - Anch Bowl Parks & Rec SA CIP Bond	-	-	350	-	-	-	350
<b>Total (in thousands)</b>		-	-	<b>350</b>	-	-	-	<b>350</b>

**O & M Costs**

Contr To Other Funds		-	-	14	-	-	-	14
<b>Total (in thousands)</b>		-	-	<b>14</b>	-	-	-	<b>14</b>

**Dog Park(s) Planning and Development**

**Project ID** PR2019021 **Department** Parks & Recreation  
**Project Type** Improvement **Start Date** January 2018  
**Location** Assembly: Section 2, Seats A & C, 12-F: Chugiak/Gateway, 13-G: Fort Richardson/North Eagle River, 14-G: Eagle River/Chugach State Park, Community: Chugiak, Community: Eagle River **End Date** December 2019

**Description**

Plan and develop destination dog parks at Small Firehouse Lane and Seabolt Dog Park.

**Version** 2019 Proposed

		2019	2020	2021	2022	2023	2024	Total
<b>Revenue Sources</b>	<b>Fund</b>							
Contributions from Other Funds	462800 - ER/Chugiak Park & Rec SA CIP Contrib	300	-	-	-	-	-	300
<b>Total (in thousands)</b>		<b>300</b>	<b>-</b>	<b>-</b>	<b>-</b>	<b>-</b>	<b>-</b>	<b>300</b>

**Elderberry Park**

**Project ID** PR2019009 **Department** Parks & Recreation  
**Project Type** Improvement **Start Date** June 2019  
**Location** **End Date** October 2022

**Description**

Elderberry Park: Implementation of the adopted master plan which includes new access to the Coastal Trail and renovation of the existing plaza and playground.

**Comments**

Ranked as the #8 Parks & Rec priority for the Downtown Community Council for 2019.  
 Ranked as the #2 Parks & Rec priority for the South Addition Community Council for 2019.

**Version** 2019 Proposed

		2019	2020	2021	2022	2023	2024	Total
<b>Revenue Sources</b>	<b>Fund</b>							
Bond Sale Proceeds	461100 - Anch Bowl Parks & Rec SA CIP Bond	500	250	-	-	-	-	750
<b>Total (in thousands)</b>		<b>500</b>	<b>250</b>	<b>-</b>	<b>-</b>	<b>-</b>	<b>-</b>	<b>750</b>
<b>O &amp; M Costs</b>								
Contr To Other Funds		20	10	-	-	-	-	30
<b>Total (in thousands)</b>		<b>20</b>	<b>10</b>	<b>-</b>	<b>-</b>	<b>-</b>	<b>-</b>	<b>30</b>

**Facility Safety Upgrades**

**Project ID** PR2018007 **Department** Parks & Recreation  
**Project Type** Upgrade **Start Date** June 2018  
**Location** Assembly: Areawide, 18-I: Spenard, 20-  
 J: Downtown Anchorage, 21-K: West  
 Anchorage, HD 50: Anchorage Areawide **End Date** November 2021

**Description**

Replace Fairview Recreation Center's deteriorated hallway floor and subfloor; upgrade the security system at Spenard Recreation Center, Lidia Selkregg Chalet, Municipal Green House, and Mulcahy Stadium

**Version** 2019 Proposed

		2019	2020	2021	2022	2023	2024	Total
<b>Revenue Sources</b>	<b>Fund</b>							
Bond Sale Proceeds	461100 - Anch Bowl Parks & Rec SA CIP Bond	200	100	100	-	-	-	400
<b>Total (in thousands)</b>		<b>200</b>	<b>100</b>	<b>100</b>	<b>-</b>	<b>-</b>	<b>-</b>	<b>400</b>

**O & M Costs**

Contr To Other Funds		6	4	4	4	-	-	18
<b>Total (in thousands)</b>		<b>6</b>	<b>4</b>	<b>4</b>	<b>4</b>	<b>-</b>	<b>-</b>	<b>18</b>

**Far North Bicentennial Park Trail Safety Upgrades**

**Project ID** PR2021001 **Department** Parks & Recreation  
**Project Type** Improvement **Start Date** June 2021  
**Location** **End Date** October 2025

**Description**

Safety upgrade of trail system and pedestrian bridges. Project elements include upland and wetland restoration, invasive species removal, native plant re-vegetation, trail and bridge repair or replacement as needed.

**Comments**

The following community councils ranked this project on their Parks & Rec priority lists:  
 Abbott Loop: #6  
 Scenic Foothills: #2  
 University Area: #3

**Version** 2019 Proposed

		2019	2020	2021	2022	2023	2024	Total
<b>Revenue Sources</b>	<b>Fund</b>							
Bond Sale Proceeds	461100 - Anch Bowl Parks & Rec SA CIP Bond	-	-	250	-	-	500	750
<b>Total (in thousands)</b>		-	-	<b>250</b>	-	-	<b>500</b>	<b>750</b>

**O & M Costs**

Contr To Other Funds		-	-	10	-	-	20	30
<b>Total (in thousands)</b>		-	-	<b>10</b>	-	-	<b>20</b>	<b>30</b>



**Government Hill Community-wide Park Plan and Improvements**

**Project ID** PR2019007 **Department** Parks & Recreation  
**Project Type** Improvement **Start Date** June 2019  
**Location** **End Date** October 2022

**Description**

Renovate and improve neighborhood parks and based upon community council priorities

**Version** 2019 Proposed

		2019	2020	2021	2022	2023	2024	Total
<b>Revenue Sources</b>	<b>Fund</b>							
Bond Sale Proceeds	461100 - Anch Bowl Parks & Rec SA CIP Bond	150	100	150	-	-	300	700
<b>Total (in thousands)</b>		<b>150</b>	<b>100</b>	<b>150</b>	<b>-</b>	<b>-</b>	<b>300</b>	<b>700</b>

**O & M Costs**

Contr To Other Funds		6	4	6	-	12	-	28
<b>Total (in thousands)</b>		<b>6</b>	<b>4</b>	<b>6</b>	<b>-</b>	<b>12</b>	<b>-</b>	<b>28</b>

**Hamilton Park Trail and Playground Renovation**

**Project ID** PR2019006 **Department** Parks & Recreation  
**Project Type** Renovation **Start Date** June 2019  
**Location** **End Date** October 2021

**Description**

Renovate trail and install an inclusive playground.

**Comments**

Ranked as the #1 Parks & Rec priority of the Old Seward/Oceanview Community Council for 2019.

**Version** 2019 Proposed

		2019	2020	2021	2022	2023	2024	Total
<b>Revenue Sources Fund</b>								
Bond Sale Proceeds	461100 - Anch Bowl Parks & Rec SA CIP Bond	200	-	-	-	-	-	200
<b>Total (in thousands)</b>		<b>200</b>	<b>-</b>	<b>-</b>	<b>-</b>	<b>-</b>	<b>-</b>	<b>200</b>
<b>O &amp; M Costs</b>								
Contr To Other Funds		8	-	-	-	-	-	8
<b>Total (in thousands)</b>		<b>8</b>	<b>-</b>	<b>-</b>	<b>-</b>	<b>-</b>	<b>-</b>	<b>8</b>

**Loretta French Park - Parking lot**

**Project ID** PR2019030 **Department** Parks & Recreation  
**Project Type** Rehabilitation **Start Date** January 2022  
**Location** **End Date** December 2022

**Description**

Funds will be used to restripe the parking lot and repair curbs.

**Version** 2019 Proposed

		2019	2020	2021	2022	2023	2024	Total
<b>Revenue Sources</b>	<b>Fund</b>							
Contributions from Other Funds	462800 - ER/Chugiak Park & Rec SA CIP Contrib	-	-	-	50	-	-	50
<b>Total (in thousands)</b>		-	-	-	<b>50</b>	-	-	<b>50</b>

**Maintenance Equipment**

**Project ID** PR2019028 **Department** Parks & Recreation  
**Project Type** New **Start Date** January 2020  
**Location** **End Date** December 2020

**Description**

Funds will be used to purchase a water truck.

**Version** 2019 Proposed

		2019	2020	2021	2022	2023	2024	Total
<b>Revenue Sources</b>	<b>Fund</b>							
Contributions from Other Funds	462800 - ER/Chugiak Park & Rec SA CIP Contrib	-	200	-	-	-	-	200
<b>Total (in thousands)</b>		<b>-</b>	<b>200</b>	<b>-</b>	<b>-</b>	<b>-</b>	<b>-</b>	<b>200</b>

**Maintenance Shop - Fish Hatchery Road - Acquisition**

**Project ID** PR2019027 **Department** Parks & Recreation  
**Project Type** New **Start Date** January 2020  
**Location** **End Date** December 2022

**Description**

Funds in 2020 will be used to purchase land and buildings for a new maintenance shop and install fencing, lighting and security.  
 Funds in 2021 will be used to improve and or expand the storage area.  
 Funds in 2022 will be used to make final improvements.

**Version** 2019 Proposed

		2019	2020	2021	2022	2023	2024	Total
<b>Revenue Sources</b>	<b>Fund</b>							
Contributions from Other Funds	462800 - ER/Chugiak Park & Rec SA CIP Contrib	-	500	250	250	-	-	1,000
<b>Total (in thousands)</b>		<b>-</b>	<b>500</b>	<b>250</b>	<b>250</b>	<b>-</b>	<b>-</b>	<b>1,000</b>

**McDonald Center - Driveway Rehabilitation**

**Project ID** PR2019034 **Department** Parks & Recreation  
**Project Type** Rehabilitation **Start Date** January 2024  
**Location** **End Date** December 2024

**Description**

Funds will be used to rehab the McDonald Center driveway.

**Version** 2019 Proposed

		2019	2020	2021	2022	2023	2024	Total
<b>Revenue Sources</b>	<b>Fund</b>							
Contributions from Other Funds	462800 - ER/Chugiak Park & Rec SA CIP Contrib	-	-	-	-	-	250	250
<b>Total (in thousands)</b>		-	-	-	-	-	<b>250</b>	<b>250</b>

**Mirror Lake - Parking Lot Rehabilitation and Striping**

**Project ID** PR2019032 **Department** Parks & Recreation  
**Project Type** Rehabilitation **Start Date** January 2023  
**Location** **End Date** December 2023

**Description**

Funds will be used to rehab the parking lot and restripe.

**Version** 2019 Proposed

		2019	2020	2021	2022	2023	2024	Total
<b>Revenue Sources</b>	<b>Fund</b>							
Contributions from Other Funds	462800 - ER/Chugiak Park & Rec SA CIP Contrib	-	-	-	-	500	-	500
<b>Total (in thousands)</b>		-	-	-	-	<b>500</b>	-	<b>500</b>

**Multi-Use Trails Bridge Upgrades**

**Project ID** APR2015002 **Department** Parks & Recreation  
**Project Type** Replacement **Start Date** June 2019  
**Location** Assembly: Areawide, HD-SD: Community-wide, Community: Areawide **End Date** October 2023

**Description**

Most of the 30 bridges along Anchorage’s Trails System are 40 years or older. Capital funds will be used to repair or replace aging bridges along Anchorage’s major multi-use trails.

**Version** 2019 Proposed

		2019	2020	2021	2022	2023	2024	Total
<b>Revenue Sources</b>	<b>Fund</b>							
Bond Sale Proceeds	461100 - Anch Bowl Parks & Rec SA CIP Bond	-	-	-	250	250	500	1,000
<b>Total (in thousands)</b>		<b>-</b>	<b>-</b>	<b>-</b>	<b>250</b>	<b>250</b>	<b>500</b>	<b>1,000</b>

**O & M Costs**

Contr To Other Funds		-	-	-	10	10	20	40
<b>Total (in thousands)</b>		<b>-</b>	<b>-</b>	<b>-</b>	<b>10</b>	<b>10</b>	<b>20</b>	<b>40</b>



**Northeast Connector Trail**

**Project ID** PR2019011 **Department** Parks & Recreation  
**Project Type** New **Start Date** June 2019  
**Location** **End Date** October 2024

**Description**

Park bond funds will provide a 20% match to the Anchorage Metropolitan Area Transportation Solutions (AMATS) Federal Grant. Total funds will be used to construct a new trail boardwalk and bridge providing a non-motorized connection to Far North Bicentennial Park.

**Version** 2019 Proposed

		2019	2020	2021	2022	2023	2024	Total
<b>Revenue Sources Fund</b>								
Other Federal Grant Revenue	461900 - Anch Bowl Parks & Rec SA CIP Grant	1,400	-	-	-	-	-	1,400
Bond Sale Proceeds	461100 - Anch Bowl Parks & Rec SA CIP Bond	300	-	-	-	-	-	300
<b>Total (in thousands)</b>		<b>1,700</b>	<b>-</b>	<b>-</b>	<b>-</b>	<b>-</b>	<b>-</b>	<b>1,700</b>

**O & M Costs**

Contr To Other Funds		12	-	-	-	-	-	12
<b>Total (in thousands)</b>		<b>12</b>	<b>-</b>	<b>-</b>	<b>-</b>	<b>-</b>	<b>-</b>	<b>12</b>

**Oberg Soccer Fields - Parking Rehabilitation and Safety/Security Lighting**

**Project ID** PR2019029 **Department** Parks & Recreation  
**Project Type** Rehabilitation **Start Date** January 2021  
**Location** **End Date** December 2021

**Description**

Funds will be used to rehabilitate the parking lot and install lighting to improve the safety and security of the parking lot.

**Version** 2019 Proposed

		2019	2020	2021	2022	2023	2024	Total
<b>Revenue Sources</b>	<b>Fund</b>							
Contributions from Other Funds	462800 - ER/Chugiak Park & Rec SA CIP Contrib	-	-	500	-	-	-	500
<b>Total (in thousands)</b>		-	-	<b>500</b>	-	-	-	<b>500</b>

**Parking Lot Upgrades**

<b>Project ID</b>	PR2019003	<b>Department</b>	Parks & Recreation
<b>Project Type</b>	Improvement	<b>Start Date</b>	June 2019
<b>Location</b>		<b>End Date</b>	October 2024

**Version** 2019 Proposed

		2019	2020	2021	2022	2023	2024	Total
<b>Revenue Sources</b>	<b>Fund</b>							
Bond Sale Proceeds	461100 - Anch Bowl Parks & Rec SA CIP Bond	-	-	-	-	250	250	500
	<b>Total (in thousands)</b>	-	-	-	-	<b>250</b>	<b>250</b>	<b>500</b>
<b>O &amp; M Costs</b>								
Contr To Other Funds		-	-	-	-	10	10	20
	<b>Total (in thousands)</b>	-	-	-	-	<b>10</b>	<b>10</b>	<b>20</b>

**Peters Creek/Marianna Koehler - Parking rehabilitation**

**Project ID** PR2019033 **Department** Parks & Recreation  
**Project Type** Rehabilitation **Start Date** January 2024  
**Location** **End Date** December 2024

**Description**

Funds will be used to rehab the Peter Creek/Marianna Koehler parking lots.

**Version** 2019 Proposed

		2019	2020	2021	2022	2023	2024	Total
<b>Revenue Sources</b>	<b>Fund</b>							
Contributions from Other Funds	462800 - ER/Chugiak Park & Rec SA CIP Contrib	-	-	-	-	-	250	250
<b>Total (in thousands)</b>		-	-	-	-	-	<b>250</b>	<b>250</b>

**Playground Development - All-Inclusive**

**Project ID** PR2017001 **Department** Parks & Recreation  
**Project Type** Upgrade **Start Date** June 2018  
**Location** Assembly: Areawide, HD-SD: Community-wide, HD 50: Anchorage Areawide **End Date** December 2022

**Description**

No child should be denied access to a park, these upgrades would design and install all-inclusive playgrounds in Chugach Foothills Park and Frontierland Park that welcome kids and families of all abilities to learn, play and grow together. Relevant improvements to be in coordination with the National Association for Recreational Equality (NARE).

**Comments**

New

**Version** 2019 Proposed

		2019	2020	2021	2022	2023	2024	Total
<b>Revenue Sources</b>	<b>Fund</b>							
Bond Sale Proceeds	461100 - Anch Bowl Parks & Rec SA CIP Bond	-	-	-	600	900	900	2,400
<b>Total (in thousands)</b>		<b>-</b>	<b>-</b>	<b>-</b>	<b>600</b>	<b>900</b>	<b>900</b>	<b>2,400</b>
<b>O &amp; M Costs</b>								
Contr To Other Funds		-	-	-	24	36	36	96
<b>Total (in thousands)</b>		<b>-</b>	<b>-</b>	<b>-</b>	<b>24</b>	<b>36</b>	<b>36</b>	<b>96</b>

**Russian Jack Springs Park Safety and ADA Improvements**

**Project ID** PR2019005 **Department** Parks & Recreation  
**Project Type** Rehabilitation **Start Date** June 2018  
**Location** **End Date** October 2023

**Description**

Russian Jack Springs Park: Community priorities as established in the active master planning for this community use park including Americans with Disabilities Act (ADA) improvements.

**Version** 2019 Proposed

		2019	2020	2021	2022	2023	2024	Total
<b>Revenue Sources</b>	<b>Fund</b>							
Bond Sale Proceeds	461100 - Anch Bowl Parks & Rec SA CIP Bond	350	500	500	500	500	-	2,350
<b>Total (in thousands)</b>		<b>350</b>	<b>500</b>	<b>500</b>	<b>500</b>	<b>500</b>	<b>-</b>	<b>2,350</b>
<b>O &amp; M Costs</b>								
Contr To Other Funds		14	20	20	20	20	-	94
<b>Total (in thousands)</b>		<b>14</b>	<b>20</b>	<b>20</b>	<b>20</b>	<b>20</b>	<b>-</b>	<b>94</b>

**Security Cameras**

**Project ID** PR2019025 **Department** Parks & Recreation  
**Project Type** New **Start Date**  
**Location** **End Date**

**Version** 2019 Proposed

		2019	2020	2021	2022	2023	2024	Total
<b>Revenue Sources</b>	<b>Fund</b>							
Contributions from Other Funds	462800 - ER/Chugiak Park & Rec SA CIP Contrib	70	-	-	-	-	-	70
<b>Total (in thousands)</b>		<b>70</b>	<b>-</b>	<b>-</b>	<b>-</b>	<b>-</b>	<b>-</b>	<b>70</b>

**South Anchorage Sports Park, Phase III, Construction of Bike Park**

**Project ID** PR2018001 **Department** Parks & Recreation  
**Project Type** New **Start Date** June 2018  
**Location** Assembly: Section 6, Seats J & K, 23-L: Taku, 24-L: Oceanview **End Date** December 2021

**Description**

Bond funds will be used to construct a bike park at South Anchorage Sports Park as identified in the Master Plan.

**Version** 2019 Proposed

		2019	2020	2021	2022	2023	2024	Total
<b>Revenue Sources</b>	<b>Fund</b>							
Bond Sale Proceeds	461100 - Anch Bowl Parks & Rec SA CIP Bond	-	-	500	-	-	-	500
<b>Total (in thousands)</b>		-	-	<b>500</b>	-	-	-	<b>500</b>

**O & M Costs**

Contr To Other Funds		-	-	20	-	-	-	20
<b>Total (in thousands)</b>		-	-	<b>20</b>	-	-	-	<b>20</b>



**Spenard Recreation Center Improvements**

**Project ID** PR2019015 **Department** Parks & Recreation  
**Project Type** Improvement **Start Date** June 2019  
**Location** **End Date** October 2022

**Description**

Construct indoor playground and expand fitness center.

**Version** 2019 Proposed

		2019	2020	2021	2022	2023	2024	Total
<b>Revenue Sources</b>	<b>Fund</b>							
Bond Sale Proceeds	461100 - Anch Bowl Parks & Rec SA CIP Bond	-	-	-	750	-	-	750
<b>Total (in thousands)</b>		<b>-</b>	<b>-</b>	<b>-</b>	<b>750</b>	<b>-</b>	<b>-</b>	<b>750</b>

**O & M Costs**

Contr To Other Funds		-	-	-	30	-	-	30
<b>Total (in thousands)</b>		<b>-</b>	<b>-</b>	<b>-</b>	<b>30</b>	<b>-</b>	<b>-</b>	<b>30</b>

**Storck Park Winter Use Trail Improvements**

**Project ID** PR2019017 **Department** Parks & Recreation  
**Project Type** Improvement **Start Date** June 2021  
**Location** **End Date** October 2021

**Description**

Improve Storck Park Winter Trail

**Version** 2019 Proposed

		2019	2020	2021	2022	2023	2024	Total
<b>Revenue Sources</b>	<b>Fund</b>							
Bond Sale Proceeds	461100 - Anch Bowl Parks & Rec SA CIP Bond	-	-	100	-	-	-	100
<b>Total (in thousands)</b>		<b>-</b>	<b>-</b>	<b>100</b>	<b>-</b>	<b>-</b>	<b>-</b>	<b>100</b>

**O & M Costs**

Contr To Other Funds		-	-	4	-	-	-	4
<b>Total (in thousands)</b>		<b>-</b>	<b>-</b>	<b>4</b>	<b>-</b>	<b>-</b>	<b>-</b>	<b>4</b>

**Taku Park Improvements**

**Project ID** PR2019019 **Department** Parks & Recreation  
**Project Type** Improvement **Start Date** June 2020  
**Location** **End Date** October 2020

**Description**

Bond funds will be used to rehab the park, playground, trail and parking lot.

**Version** 2019 Proposed

		2019	2020	2021	2022	2023	2024	Total
<b>Revenue Sources</b>	<b>Fund</b>							
Bond Sale Proceeds	461100 - Anch Bowl Parks & Rec SA CIP Bond	-	500	-	-	-	-	500
<b>Total (in thousands)</b>		-	<b>500</b>	-	-	-	-	<b>500</b>

**O & M Costs**

Contr To Other Funds		-	20	-	-	-	-	20
<b>Total (in thousands)</b>		-	<b>20</b>	-	-	-	-	<b>20</b>

**Tikishla Park**

**Project ID** PR2019013 **Department** Parks & Recreation  
**Project Type** Improvement **Start Date** June 2019  
**Location** **End Date** October 2022

**Description**

Install an inclusive playground, new plaza and picnic shelter and safety improvements in accordance with the Park Master Plan priorities.

**Version** 2019 Proposed

		2019	2020	2021	2022	2023	2024	Total
<b>Revenue Sources Fund</b>								
Bond Sale Proceeds	461100 - Anch Bowl Parks & Rec SA CIP Bond	400	350	-	-	-	-	750
<b>Total (in thousands)</b>		<b>400</b>	<b>350</b>	<b>-</b>	<b>-</b>	<b>-</b>	<b>-</b>	<b>750</b>
<b>O &amp; M Costs</b>								
Contr To Other Funds		16	14	-	-	-	-	30
<b>Total (in thousands)</b>		<b>16</b>	<b>14</b>	<b>-</b>	<b>-</b>	<b>-</b>	<b>-</b>	<b>30</b>

**Town Square Park - Pathway and Parking Rehabilitation**

**Project ID** PR2019031 **Department** Parks & Recreation  
**Project Type** Rehabilitation **Start Date** January 2022  
**Location** **End Date** December 2022

**Description**

Funds will be used to rehab Town Square Park pathway and parking area.

**Version** 2019 Proposed

		2019	2020	2021	2022	2023	2024	Total
<b>Revenue Sources</b>	<b>Fund</b>							
Contributions from Other Funds	462800 - ER/Chugiak Park & Rec SA CIP Contrib	-	-	-	100	-	-	100
<b>Total (in thousands)</b>		-	-	-	<b>100</b>	-	-	<b>100</b>

**University Lake Park**

**Project ID** PR2019014 **Department** Parks & Recreation  
**Project Type** Improvement **Start Date** June 2019  
**Location** **End Date** October 2021

**Description**

Expand the existing parking lot and provide new wayfinding for the popular dog park and soft surface trail system.

**Version** 2019 Proposed

		2019	2020	2021	2022	2023	2024	Total
<b>Revenue Sources</b>	<b>Fund</b>							
Bond Sale Proceeds	461100 - Anch Bowl Parks & Rec SA CIP Bond	-	250	-	-	-	-	250
<b>Total (in thousands)</b>		<b>-</b>	<b>250</b>	<b>-</b>	<b>-</b>	<b>-</b>	<b>-</b>	<b>250</b>

**O & M Costs**

Contr To Other Funds		-	10	-	-	-	-	10
<b>Total (in thousands)</b>		<b>-</b>	<b>10</b>	<b>-</b>	<b>-</b>	<b>-</b>	<b>-</b>	<b>10</b>

**Ure Park Improvements**

**Project ID** PR2019008 **Department** Parks & Recreation  
**Project Type** Rehabilitation **Start Date** June 2019  
**Location** **End Date** October 2021

**Description**

Ure Park: Community Priorities as determined by the updated site plan.

**Version** 2019 Proposed

		2019	2020	2021	2022	2023	2024	Total
<b>Revenue Sources</b>	<b>Fund</b>							
Bond Sale Proceeds	461100 - Anch Bowl Parks & Rec SA CIP Bond	100	200	-	-	-	-	300
<b>Total (in thousands)</b>		<b>100</b>	<b>200</b>	<b>-</b>	<b>-</b>	<b>-</b>	<b>-</b>	<b>300</b>

**O & M Costs**

Contr To Other Funds		4	8	-	-	-	-	12
<b>Total (in thousands)</b>		<b>4</b>	<b>8</b>	<b>-</b>	<b>-</b>	<b>-</b>	<b>-</b>	<b>12</b>

**William B Lyons Park Playground Installation**

**Project ID** PR2019010 **Department** Parks & Recreation  
**Project Type** New **Start Date** June 2019  
**Location** **End Date** October 2021

**Description**

Construct a new inclusive playground and install lighting for this popular park in Mountain View.

**Version** 2019 Proposed

		2019	2020	2021	2022	2023	2024	Total
<b>Revenue Sources</b>	<b>Fund</b>							
Bond Sale Proceeds	461100 - Anch Bowl Parks & Rec SA CIP Bond	300	-	-	-	-	-	300
<b>Total (in thousands)</b>		<b>300</b>	<b>-</b>	<b>-</b>	<b>-</b>	<b>-</b>	<b>-</b>	<b>300</b>



**2019 Capital Improvement Budget  
Police Department**

(in thousands)

<b>Projects</b>	<b>Bonds</b>	<b>State</b>	<b>Federal</b>	<b>Other</b>	<b>Total</b>
APD Headquarters Evidence/Crime Lab Remodel	3,500	-	-	-	3,500
<b>Total</b>	<b>3,500</b>	<b>-</b>	<b>-</b>	<b>-</b>	<b>3,500</b>

## 2019 - 2024 Capital Improvement Program Police Department

(in thousands)

Projects	Year	Bonds	State	Federal	Other	Total
Police Department						
APD Alternate Dispatch Relocation to APD Training Center	2021	1,000	-	-	-	1,000
APD Headquarters Evidence/Crime Lab Remodel	2019	3,500	-	-	-	3,500
APD Headquarters Expansion - Phase III - Facility Improvement Project	2020	12,500	-	-	-	12,500
Southcentral Law Enforcement Tactical Range Academic Facility	2020	5,600	-	-	-	5,600
	<b>Total</b>	<b>22,600</b>	<b>-</b>	<b>-</b>	<b>-</b>	<b>22,600</b>

**APD Alternate Dispatch Relocation to APD Training Center**

**Project ID** PD2017002 **Department** Police  
**Project Type** Renovation **Start Date** June 2019  
**Location** Assembly: Areawide, HD 50: Anchorage Areawide, Community: Anc Metro Police Service Area **End Date** September 2020

**Description**

Relocate the current Alternate E911 Dispatch Center from the Emergency Operations Center (EOC) to the Anchorage Police Department (APD) Training Center Facility located at Jewel Lake and Dimond Blvd. The current location at the EOC is no longer of adequate size to accommodate the alternate dispatch center due to the addition of increased technology in the 2017 CAD/RMS and E911 System Rehabilitation projects.

**Comments**

Planning Phase

**Justification:**

The APD Training Facility already has an existing environment capable of fully supporting the Alternate Dispatch Center. A back generator and building UPS Systems will provide the necessary emergency backup for the facility while the new rehabilitated Air Handling system will accommodate the increased number of employees and equipment. Remodel of the EOC to accommodate the requirements of the current E911 Alternate Dispatch Center is not feasible.

**Version** 2019 Proposed

		2019	2020	2021	2022	2023	2024	Total
<b>Revenue Sources</b>	<b>Fund</b>							
Bond Sale Proceeds	451100 - Anch Metro Police SA CIP Bond	-	-	1,000	-	-	-	1,000
<b>Total (in thousands)</b>		-	-	<b>1,000</b>	-	-	-	<b>1,000</b>

**APD Headquarters Evidence/Crime Lab Remodel**

**Project ID** PD2018001 **Department** Police  
**Project Type** Rehabilitation **Start Date** July 2019  
**Location** **End Date** September 2021

**Description**

The department will remodel the building to convert the 1st level to mainly warehouse space when Detectives and Patrol Administration relocate to the new Headquarters Building downtown. The Crime Lab will be expanded to double its current size and the Evidence area will be expanded from approximately 4500 sqft to 30,000 sqft allowing at least one of the outside evidence warehouses to be vacated.

**Comments**

Active. The department will remodel the building to convert the 1st level to mainly warehouse space when Detectives and Patrol Administration relocate to the new Headquarters Building downtown. The Crime Lab will be expanded to double its current size and the Evidence area will be expanded from approximately 4500 sqft to 30,000 sqft allowing at least one of the outside evidence warehouses to be vacated.

**Version** 2019 Proposed

		2019	2020	2021	2022	2023	2024	Total
<b>Revenue Sources</b>	<b>Fund</b>							
Bond Sale Proceeds	451100 - Anch Metro Police SA CIP Bond	3,500	-	-	-	-	-	3,500
<b>Total (in thousands)</b>		<b>3,500</b>	<b>-</b>	<b>-</b>	<b>-</b>	<b>-</b>	<b>-</b>	<b>3,500</b>

**APD Headquarters Expansion - Phase III - Facility Improvement Project**

**Project ID** PD2009004 **Department** Police  
**Project Type** Renovation **Start Date** June 2020  
**Location** Assembly: Areawide, Community: Anc Metro Police Service Area **End Date** December 2022

**Description**

The department will renovate areas of the Headquarters building constructed in 1985 with the intention of updating design to allow for more efficient business operations and the expand the facility by approximately 20% to accommodate the increased operational and support personnel staffing. The project will include the addition of 15,000 sqft of office space to the west of the existing building, remodeled Public Access Lobby area, expanded shift briefing/instruction room and misc other renovations throughout the facility that provides for more daily communication among sworn elements.

**Comments**

Conceptual design completed

**Justification:**

The current facility was constructed in 1985 and does not support the growth of the department or delivery of the departments mission.

**Version** 2019 Proposed

		2019	2020	2021	2022	2023	2024	Total
<b>Revenue Sources</b>	<b>Fund</b>							
Bond Sale Proceeds	451100 - Anch Metro Police SA CIP Bond	-	12,500	-	-	-	-	12,500
<b>Total (in thousands)</b>		<b>-</b>	<b>12,500</b>	<b>-</b>	<b>-</b>	<b>-</b>	<b>-</b>	<b>12,500</b>

**Southcentral Law Enforcement Tactical Range Academic Facility**

**Project ID** PD2017001 **Department** Police  
**Project Type** Extension **Start Date** June 2020  
**Location** Assembly: Areawide, HD 50: Anchorage  
 Areawide, Community: Anc Metro Police  
 Service Area **End Date** June 2021

**Description**

Design and construction of an Academic Training facility at the Southcentral Law Enforcement Tactical Range Complex. Approximately 10,000 sqft building to provide classroom space for range operation instruction, scenario pre and post training briefings, visitor instructor training, multiple agency training support and misc range operation coordination.

**Comments**

Current funding of \$8.2m provided funding to purchase the land at \$1.835m and construct 2 each 50 meter ranges 150 and 300 meter ranges and a minimal classroom (no utilities except electric) for a warming area, day storage of ammo, target storage and instructional space. An improved parking area will also be completed in the existing funding.

**Version** 2019 Proposed

		2019	2020	2021	2022	2023	2024	Total
<b>Revenue Sources</b>	<b>Fund</b>							
Bond Sale Proceeds	451100 - Anch Metro Police SA CIP Bond	-	5,600	-	-	-	-	5,600
<b>Total (in thousands)</b>		-	<b>5,600</b>	-	-	-	-	<b>5,600</b>

## 2019 Capital Improvement Budget Project Management & Engineering Department

(in thousands)

<b>Projects</b>	<b>Bonds</b>	<b>State</b>	<b>Federal</b>	<b>Other</b>	<b>Total</b>
120th Ave Upgrade - Johns Rd to Old Seward Hwy	1,000	-	-	-	1,000
15th Ave Surface Rehab - Minnesota Dr to Gambell St	500	-	-	-	500
4th Ave Signals and Lighting Upgrade - A St to E St	3,000	-	-	-	3,000
Academy Dr/Vanguard Dr Area Traffic Circulation Improvements - Brayton Dr to Abbott Rd	3,000	-	-	-	3,000
ADA Improvements	500	-	-	-	500
Alaska Railroad Crossing Rehabs	500	-	-	-	500
ARDSA Alley Paving	300	-	-	-	300
ARDSA Street Light Improvements	250	-	-	-	250
Campbell Woods Subd Area Road and Drainage Improvements	4,000	-	-	-	4,000
Commercial Dr Surface Rehab - 3rd Ave to Mountain View Dr	500	-	-	-	500
E 68th Ave/Greenwood Dr Area Drainage Improvements	300	-	-	-	300
Eagle River/Chugiak Road and Drainage Rehab	-	-	-	600	600
Flooding, Glaciation, and Drainage Annual Program	1,400	-	-	-	1,400
Four Seasons Mobile Home Park Area Storm Drain Improvements	400	-	-	-	400
Image Dr/Reflection Dr Area Road Reconstruction	2,000	-	-	-	2,000
Intersection Resurfacing	100	-	-	-	100
Kwik Log Subdivision Area Surface Rehab	150	-	-	-	150
Low Impact Development Annual Program	250	-	-	-	250
Mesquite Cir and E 80th Ave Area Lighting Improvements	500	-	-	-	500
Old Seward Hwy Surface Rehab - Tudor Rd to International Airport Rd	500	-	-	-	500
Pedestrian Safety and Rehab Annual Program	1,000	-	-	-	1,000
Recycled Asphalt Pavement (RAP) and Subbase Rehabilitation	600	-	-	-	600
Reka Dr Southside Separated Pedestrian Facility and Storm Drain Replacement - Bragaw St to Pine St	5,200	-	-	-	5,200
Road and Storm Drain Improvements Annual Program	1,000	-	-	-	1,000
Sound Barrier/Retaining Wall Replacement	250	-	-	-	250
Storm Drain Condition Assessment and Rehabilitation Program	1,000	-	-	-	1,000
Tall Spruce/Whitehall/Crawford/Terry Resurfacing	300	-	-	-	300
Tudor Centre Dr/Diplomacy Dr Area Resurfacing	2,500	-	-	-	2,500
<b>Total</b>	<b>31,000</b>	<b>-</b>	<b>-</b>	<b>600</b>	<b>31,600</b>

## 2019 - 2024 Capital Improvement Program Project Management & Engineering Department

(in thousands)

Projects	Year	Bonds	State	Federal	Other	Total
Maintenance & Operations - Fac Improv/Renov						
Chester Creek Sports Complex	2021	-	11,500	-	-	11,500
PME - Public Works Misc						
Alaska Railroad Crossing Rehabs	2019	500	-	-	-	500
	2020	500	-	-	-	500
	2021	500	-	-	-	500
	2022	500	-	-	-	500
	2023	500	-	-	-	500
	2024	500	-	-	-	500
		3,000	-	-	-	3,000
Chester Creek Cleanup	2021	-	500	-	-	500
Chugach State Park Access Improvements	2021	-	500	-	-	500
	2022	-	500	-	-	500
	2023	-	500	-	-	500
	2024	-	500	-	-	500
		-	2,000	-	-	2,000
Railroad Overpass Rehabilitation at W Northern Lights Blvd and E 76th Ave	2020	870	-	-	-	870
PME - Roadway Improvements						
11th Ave/12th Ave Area Road Reconstruction - East of Valley St	2022	-	3,900	-	-	3,900
120th Ave Upgrade - Johns Rd to Old Seward Hwy	2019	1,000	-	-	-	1,000
	2021	8,000	-	-	-	8,000
		9,000	-	-	-	9,000
15th Ave Surface Rehab - Minnesota Dr to Gambell St	2019	500	-	-	-	500
	2021	3,200	-	-	-	3,200
		3,700	-	-	-	3,700
36th Ave Resurfacing - Old Seward Hwy to Lake Otis Pkwy	2020	3,500	-	-	-	3,500
	2023	4,000	-	-	-	4,000
		7,500	-	-	-	7,500
42nd Ave Upgrade - Lake Otis Pkwy to Florina St	2020	2,000	-	-	-	2,000
	2022	9,500	-	-	-	9,500
		11,500	-	-	-	11,500



## 2019 - 2024 Capital Improvement Program Project Management & Engineering Department

(in thousands)

Projects	Year	Bonds	State	Federal	Other	Total
46th Ave Upgrade - Folker St to MOA Elmore Campus	2023	2,000	-	-	-	2,000
48th Ave/Cordova St Reconstruction Old Seward Hwy to International Airport Rd	2020	1,500	-	-	-	1,500
	2023	8,000	-	-	-	8,000
		9,500	-	-	-	9,500
64th Ave Upgrade - Brayton Dr to Quinhagak St	2021	-	6,000	-	-	6,000
68th Ave Reconstruction - Brayton Dr to Lake Otis Pkwy	2022	-	3,000	-	-	3,000
	2024	-	10,000	-	-	10,000
		-	13,000	-	-	13,000
7th Ave Surface Rehabilitation - L St to A St (not including G St to E St)	2023	-	1,000	-	-	1,000
88th Ave Surface Rehab - Abbott Rd to Lake Otis Pkwy	2020	500	-	-	-	500
	2021	1,000	-	-	-	1,000
		1,500	-	-	-	1,500
88th Ave Upgrade - Jewel Lake Park to Jewel Lake Rd	2022	-	1,000	-	-	1,000
	2024	-	4,000	-	-	4,000
		-	5,000	-	-	5,000
Academy Dr/Vanguard Dr Area Traffic Circulation Improvements - Brayton Dr to Abbott Rd	2019	3,000	-	-	-	3,000
	2020	3,000	-	-	-	3,000
	2021	6,550	-	-	-	6,550
		12,550	-	-	-	12,550
ARDSA Alley Paving	2019	300	-	-	-	300
	2020	1,000	-	-	-	1,000
	2021	1,000	-	-	-	1,000
	2022	1,000	-	-	-	1,000
	2023	1,000	-	-	-	1,000
	2024	1,000	-	-	-	1,000
		5,300	-	-	-	5,300
Arlberg Ave Upgrade - Garmisch Rd to Aspen Mountain Rd	2021	-	1,000	-	-	1,000
	2023	-	2,000	-	-	2,000
		-	3,000	-	-	3,000
Birchtree/Elmore LRSA Road and Drainage	2022	-	750	-	-	750

## 2019 - 2024 Capital Improvement Program Project Management & Engineering Department

(in thousands)

Projects	Year	Bonds	State	Federal	Other	Total
Boundary Ave Surface Rehab - Oklahoma St to Muldoon Rd	2021	500	-	-	-	500
	2022	1,500	-	-	-	1,500
		2,000	-	-	-	2,000
Brooks Rd/Chugiak Rd/Cross Rd Upgrade	2021	-	1,500	-	-	1,500
	2023	-	4,000	-	-	4,000
		-	5,500	-	-	5,500
Canyon Rd Improvements - Upper DeArmoun Rd to Chugach State Park	2021	-	2,000	-	-	2,000
	2022	-	3,000	-	-	3,000
	2023	-	7,500	-	-	7,500
		-	12,500	-	-	12,500
Caravelle Dr Surface Rehab - Raspberry Rd to Jewel Lake Rd	2021	500	-	-	-	500
	2023	2,000	-	-	-	2,000
		2,500	-	-	-	2,500
CBERRRSA Residential Pavement Rehabilitation	2021	-	3,000	-	-	3,000
	2022	-	3,000	-	-	3,000
	2023	-	3,000	-	-	3,000
	2024	-	3,000	-	-	3,000
		-	12,000	-	-	12,000
Chugach Way Upgrade - Spenard Rd to Arctic Blvd	2023	750	-	-	-	750
	2024	1,500	-	-	-	1,500
		2,250	-	-	-	2,250
Citation Rd Upgrade - Eagle River Lp Rd to Eagle River Ln	2021	-	2,000	-	-	2,000
	2023	-	6,000	-	-	6,000
		-	8,000	-	-	8,000
Commercial Dr Surface Rehab - 3rd Ave to Mountain View Dr	2019	500	-	-	-	500
	2020	3,000	-	-	-	3,000
		3,500	-	-	-	3,500
Country Woods Subdivision Area Road Reconstruction	2021	750	-	-	-	750
	2022	2,250	-	-	-	2,250
	2023	6,000	-	-	-	6,000
	2024	6,000	-	-	-	6,000
		15,000	-	-	-	15,000

## 2019 - 2024 Capital Improvement Program Project Management & Engineering Department

(in thousands)

Projects	Year	Bonds	State	Federal	Other	Total
Duben Ave Upgrade - Muldoon Rd to Bolin St	2020	1,000	-	-	-	1,000
	2022	8,200	-	-	-	8,200
		9,200	-	-	-	9,200
E 20th Ave Pedestrian Improvements - Tikishla Park to Bragraw St	2020	3,250	-	-	-	3,250
Eagle River Ln Upgrade - Eagle River Rd to Ptarmigan Blvd	2021	-	1,000	-	-	1,000
	2023	-	3,400	-	-	3,400
		-	4,400	-	-	4,400
Eagle River Traffic Mitigation Phase I - Business Blvd to Eagle River Rd	2021	-	1,000	-	-	1,000
	2023	-	25,000	-	-	25,000
		-	26,000	-	-	26,000
Eagle River/Chugiak Road and Drainage Rehab	2019	-	-	-	600	600
	2020	-	-	-	600	600
	2021	-	1,400	-	600	2,000
	2022	-	1,400	-	600	2,000
	2023	-	1,400	-	600	2,000
	2024	-	1,400	-	600	2,000
		-	5,600	-	3,600	9,200
Eagle St Surface Rehab - 3rd Ave to 6th Ave	2023	-	1,000	-	-	1,000
Fairview Area Alley Paving	2021	-	2,000	-	-	2,000
Gilmore and Prosperity Estates Subd Area Road Resurfacing	2021	-	2,000	-	-	2,000
Girdwood Airport Access Road Reconstruction	2021	-	1,200	-	-	1,200
	2023	-	2,400	-	-	2,400
		-	3,600	-	-	3,600
Girdwood Comprehensive Road and Drainage Study	2021	-	280	-	-	280
Girdwood RSA Road and Drainage System Rehabilitation	2021	-	2,500	-	-	2,500
Golden View Dr Safety Upgrades - Rabbit Creek Rd to Romania Dr	2021	-	16,000	-	-	16,000
	2023	-	11,000	-	-	11,000
		-	27,000	-	-	27,000
House District 27 Residential Pavement Rehabilitation	2021	-	1,500	-	-	1,500

## 2019 - 2024 Capital Improvement Program Project Management & Engineering Department

(in thousands)

Projects	Year	Bonds	State	Federal	Other	Total
House District 27 Residential Pavement Rehabilitation	2022	-	1,500	-	-	1,500
	2023	-	1,500	-	-	1,500
	2024	-	1,500	-	-	1,500
			-	6,000	-	-
House District 28 Residential Pavement Rehabilitation	2021	-	1,500	-	-	1,500
	2022	-	1,500	-	-	1,500
	2023	-	1,500	-	-	1,500
	2024	-	1,500	-	-	1,500
			-	6,000	-	-
Image Dr/Reflection Dr Area Road Reconstruction	2019	2,000	-	-	-	2,000
	2020	7,500	-	-	-	7,500
		9,500	-	-	-	9,500
Intersection Resurfacing	2019	100	-	-	-	100
	2020	150	-	-	-	150
	2021	150	-	-	-	150
	2022	150	-	-	-	150
	2023	150	-	-	-	150
	2024	150	-	-	-	150
			850	-	-	-
Klatt Rd Surface Rehab Phase II - Puma St to Spyglass Cir	2021	200	-	-	-	200
	2022	1,800	-	-	-	1,800
		2,000	-	-	-	2,000
Kwik Log Subdivision Area Surface Rehab	2019	150	-	-	-	150
Lake Otis Pkwy Surface Rehab - Abbott Rd to Huffman Rd	2020	1,000	-	-	-	1,000
	2021	4,000	-	-	-	4,000
	2022	4,000	-	-	-	4,000
		9,000	-	-	-	9,000
Laviento Dr Extension/Reconstruction - King St to 87th Ave	2021	-	2,000	-	-	2,000
Lois Dr Upgrade - Northern Lights Blvd to W 36th Ave	2021	-	3,000	-	-	3,000
	2023	-	6,000	-	-	6,000
		-	9,000	-	-	9,000
M St Improvements - 4th Ave to 5th Ave	2020	2,000	-	-	-	2,000

## 2019 - 2024 Capital Improvement Program Project Management & Engineering Department

(in thousands)

Projects	Year	Bonds	State	Federal	Other	Total
Midtown Corridor Improvements, Denali St Area - Fireweed to Tudor Rd	2021	3,000	-	-	-	3,000
	2022	2,000	-	-	-	2,000
	2023	9,000	-	-	-	9,000
	2024	9,000	-	-	-	9,000
			23,000	-	-	-
Mountain Air Dr/Hillside Dr Extension	2021	-	2,000	-	-	2,000
	2022	-	7,000	-	-	7,000
			-	9,000	-	-
Mountain View Dr/Bragaw St Surface Rehab - Taylor St to McCarrey St	2020	1,300	-	-	-	1,300
Northern Lights Blvd Eastbound Capacity Improvements - Lake Otis Pkwy to Bragaw St	2024	1,000	-	-	-	1,000
Northwood Dr Extension - Dimond Blvd to Strawberry Rd	2021	-	3,000	-	-	3,000
	2023	-	14,000	-	-	14,000
			-	17,000	-	-
Ocean Dock Rd Upgrade - Port Entrance to Whitney Rd	2020	750	-	-	-	750
	2021	1,250	-	-	-	1,250
	2023	3,000	-	-	-	3,000
			5,000	-	-	-
Old Seward Hwy Surface Rehab - Tudor Rd to International Airport Rd	2019	500	-	-	-	500
	2020	2,000	-	-	-	2,000
			2,500	-	-	-
Old Seward Hwy/Huffman Rd Area Local Road Rehab	2021	-	1,000	-	-	1,000
Opal Dr Road and Drainage Rehab	2022	-	1,000	-	-	1,000
Pleasant Valley Subdivision Area Road and Drainage Rehab	2020	3,000	-	-	-	3,000
	2023	5,000	-	-	-	5,000
			8,000	-	-	-
Potter Valley Rd Surface Rehab - Old Seward Hwy to Greece Dr	2021	300	-	-	-	300
	2023	3,000	-	-	-	3,000
			3,300	-	-	-
Providence Dr Surface Rehab - Lake Otis Pkwy to Elmore Rd	2020	500	-	-	-	500

## 2019 - 2024 Capital Improvement Program Project Management & Engineering Department

(in thousands)

Projects	Year	Bonds	State	Federal	Other	Total
Providence Dr Surface Rehab - Lake Otis Pkwy to Elmore Rd	2021	2,100	-	-	-	2,100
		2,600	-	-	-	2,600
Queensgate Subdivision Area Road Reconstruction	2022	-	9,000	-	-	9,000
Quinhagak St Upgrade - E Dowling Rd to Askeland Dr	2023	1,500	-	-	-	1,500
	2024	4,000	-	-	-	4,000
		5,500	-	-	-	5,500
Recycled Asphalt Pavement (RAP) and Subbase Rehabilitation	2019	600	-	-	-	600
	2020	1,000	-	-	-	1,000
	2021	1,000	-	-	-	1,000
	2022	1,000	-	-	-	1,000
	2023	1,000	-	-	-	1,000
	2024	1,000	-	-	-	1,000
		5,600	-	-	-	5,600
Regal Mountain Dr Area Reconstruction	2021	-	4,000	-	-	4,000
Road and Storm Drain Improvements Annual Program	2019	1,000	-	-	-	1,000
	2020	2,000	-	-	-	2,000
	2021	2,000	-	-	-	2,000
	2022	2,000	-	-	-	2,000
	2023	2,000	-	-	-	2,000
	2024	2,000	-	-	-	2,000
		11,000	-	-	-	11,000
Senate District H Residential Pavement Rehabilitation	2021	-	3,000	-	-	3,000
	2022	-	3,000	-	-	3,000
	2023	-	3,000	-	-	3,000
	2024	-	3,000	-	-	3,000
		-	12,000	-	-	12,000
Senate District I Residential Pavement Rehabilitation	2021	-	3,000	-	-	3,000
	2022	-	3,000	-	-	3,000
	2023	-	3,000	-	-	3,000
	2024	-	3,000	-	-	3,000
		-	12,000	-	-	12,000

## 2019 - 2024 Capital Improvement Program Project Management & Engineering Department

(in thousands)

Projects	Year	Bonds	State	Federal	Other	Total
Senate District J Residential Pavement Rehabilitation	2021	-	3,000	-	-	3,000
	2022	-	3,000	-	-	3,000
	2023	-	3,000	-	-	3,000
	2024	-	3,000	-	-	3,000
			-	12,000	-	-
Senate District K Residential Pavement Rehabilitation	2021	-	3,000	-	-	3,000
	2022	-	3,000	-	-	3,000
	2023	-	3,000	-	-	3,000
	2024	-	3,000	-	-	3,000
			-	12,000	-	-
Senate District L Residential Pavement Rehabilitation	2021	-	3,000	-	-	3,000
	2022	-	3,000	-	-	3,000
	2023	-	3,000	-	-	3,000
	2024	-	3,000	-	-	3,000
			-	12,000	-	-
Senate District M Residential Pavement Rehabilitation	2021	-	3,000	-	-	3,000
	2022	-	3,000	-	-	3,000
	2023	-	3,000	-	-	3,000
	2024	-	3,000	-	-	3,000
			-	12,000	-	-
Small Boat Harbor Access Rd Upgrade - Ship Creek to Small Boat Harbor	2021	-	1,000	-	-	1,000
Sperstad Subdivision Area Road Reconstruction	2020	750	-	-	-	750
	2022	3,500	-	-	-	3,500
		4,250	-	-	-	4,250
Spruce St Upgrade/Extension - Dowling Rd to 68th Ave	2021	5,000	-	-	-	5,000
	2022	4,900	-	-	-	4,900
		9,900	-	-	-	9,900
Tall Spruce/Whitehall/Crawford/Terry Resurfacing	2019	300	-	-	-	300
Tudor Centre Dr/Diplomacy Dr Area Resurfacing	2019	2,500	-	-	-	2,500
Turnagain St Upgrade - Northern Lights Blvd to 35th Ave	2024	2,000	-	-	-	2,000

## 2019 - 2024 Capital Improvement Program Project Management & Engineering Department

(in thousands)

Projects	Year	Bonds	State	Federal	Other	Total
W 32nd and E 33rd Ave Upgrades - Arctic Blvd to Old Seward Hwy	2020	2,000	-	-	-	2,000
	2021	4,000	-	-	-	4,000
	2022	4,000	-	-	-	4,000
	2023	4,000	-	-	-	4,000
		14,000	-	-	-	14,000
W Dimond Blvd Upgrade Phase II - Jodhpur Rd to Westpark Dr	2021	-	1,500	-	-	1,500
	2023	-	7,000	-	-	7,000
		-	8,500	-	-	8,500
Waldron/Alpenhorn Surface Rehab - Brayton Dr to Lake Otis Pkwy	2020	400	-	-	-	400
	2021	1,600	-	-	-	1,600
		2,000	-	-	-	2,000
Wentworth St Surface Rehab - Northwestern Ave to South End	2022	-	250	-	-	250
Whitney Dr Upgrade - North C St to Post Rd	2022	750	-	-	-	750
	2023	2,250	-	-	-	2,250
	2024	9,000	-	-	-	9,000
		12,000	-	-	-	12,000
Zodiac Manor Subd Area Surface Rehab Phase 1	2020	300	-	-	-	300
PME - Safety						
15th Ave at Sitka St Pedestrian Crossing Improvements	2021	-	250	-	-	250
4th Ave Signals and Lighting Upgrade - A St to E St	2019	3,000	-	-	-	3,000
	2020	2,000	-	-	-	2,000
		5,000	-	-	-	5,000
8th Ave at A St and C St Pedestrian Safety	2021	-	250	-	-	250
ADA Improvements	2019	500	-	-	-	500
	2020	500	-	-	-	500
	2021	500	-	-	-	500
	2022	500	-	-	-	500
	2023	500	-	-	-	500
	2024	500	-	-	-	500
	3,000	-	-	-	3,000	



## 2019 - 2024 Capital Improvement Program Project Management & Engineering Department

(in thousands)

Projects	Year	Bonds	State	Federal	Other	Total
Airport Heights Elementary School Walkway Connector - Condos to 16th Ave	2021	-	100	-	-	100
Anchorage Safe Routes to Schools	2021	-	2,000	-	-	2,000
	2022	-	2,000	-	-	2,000
	2023	-	2,000	-	-	2,000
	2024	-	2,000	-	-	2,000
		-	8,000	-	-	8,000
ARDSA Street Light Improvements	2019	250	-	-	-	250
	2020	500	-	-	-	500
	2021	500	-	-	-	500
	2022	500	-	-	-	500
	2023	500	-	-	-	500
	2024	500	-	-	-	500
		2,750	-	-	-	2,750
Boniface Pkwy Pedestrian Improvements - 22nd Ave to Debarr Rd	2021	-	700	-	-	700
	2023	-	2,700	-	-	2,700
		-	3,400	-	-	3,400
Cordova St ADA Improvements - 3rd Ave to 16th Ave	2021	-	1,000	-	-	1,000
Cordova St Lighting Improvements - 3rd Ave to 16th Ave	2023	-	1,000	-	-	1,000
Cordova St Trail Connections to Ship Creek and Chester Creek	2022	-	500	-	-	500
	2024	-	1,000	-	-	1,000
		-	1,500	-	-	1,500
Dale St Pedestrian Improvements - 40th Ave to Tudor Rd	2021	-	900	-	-	900
Dowling and Sunchase Bus Turnout/Stop	2020	200	-	-	-	200
Downtown Lighting and Signals Upgrades	2021	2,000	-	-	-	2,000
	2022	2,000	-	-	-	2,000
	2023	2,000	-	-	-	2,000
	2024	2,000	-	-	-	2,000
		8,000	-	-	-	8,000
East Northern Lights Blvd Pedestrian Overpass ADA Improvements at Rogers Park Elementary	2024	-	5,100	-	-	5,100
Fairview Area Lighting Upgrades	2021	-	1,000	-	-	1,000

## 2019 - 2024 Capital Improvement Program Project Management & Engineering Department

(in thousands)

Projects	Year	Bonds	State	Federal	Other	Total
Fireweed Ln at Arctic Blvd Pedestrian Safety	2021	-	200	-	-	200
	2023	-	500	-	-	500
		-	700	-	-	700
Lake Otis Pkwy Pedestrian Overpass ADA Improvements at Lake Otis Elementary	2022	-	4,900	-	-	4,900
Lower Ship Creek Trail Connections	2021	1,000	-	-	-	1,000
	2023	-	13,000	-	-	13,000
		1,000	13,000	-	-	14,000
Maplewood St Trail Connection - Sitka St to Bannister Dr	2021	-	500	-	-	500
	2023	-	1,000	-	-	1,000
		-	1,500	-	-	1,500
Mesquite Cir and E 80th Ave Area Lighting Improvements	2019	500	-	-	-	500
Mountain View Area Traffic and Pedestrian Safety	2021	-	500	-	-	500
Mountain View Dr Pedestrian Lighting Improvements Phase II - Lane St to Boniface Pkwy	2021	-	500	-	-	500
	2023	-	2,000	-	-	2,000
		-	2,500	-	-	2,500
North Fairview Bike and Pedestrian Safety Improvements	2021	-	500	-	-	500
	2023	-	3,500	-	-	3,500
		-	4,000	-	-	4,000
Nunaka Valley Area Lighting Improvements	2021	-	800	-	-	800
	2022	-	800	-	-	800
	2023	-	800	-	-	800
	2024	-	800	-	-	800
		-	3,200	-	-	3,200
Oberg Rd Safety Trail - Deer Park Dr to Homestead Rd	2021	-	500	-	-	500
Pedestrian Safety and Rehab Annual Program	2019	1,000	-	-	-	1,000
	2020	1,000	-	-	-	1,000
	2021	1,000	1,000	-	-	2,000
	2022	1,000	1,000	-	-	2,000
	2023	1,000	1,000	-	-	2,000

## 2019 - 2024 Capital Improvement Program Project Management & Engineering Department

(in thousands)

Projects	Year	Bonds	State	Federal	Other	Total
Pedestrian Safety and Rehab Annual Program	2024	1,000	1,000	-	-	2,000
		6,000	4,000	-	-	10,000
Peters Creek Starner Bridge Replacement	2021	-	4,000	-	-	4,000
Reka Dr Southside Separated Pedestrian Facility and Storm Drain Replacement - Bragaw St to Pine St	2019	5,200	-	-	-	5,200
Rogers Park Elementary School Overpass Replacement	2022	-	5,100	-	-	5,100
Sound Barrier/Retaining Wall Replacement	2019	250	-	-	-	250
	2020	250	-	-	-	250
	2021	250	-	-	-	250
	2022	250	-	-	-	250
	2023	250	-	-	-	250
	2024	250	-	-	-	250
		1,500	-	-	-	1,500
South Addition Sidewalk Rehab	2021	-	500	-	-	500
Spenard Area Railroad Crossing Pedestrian Safety Improvements	2021	-	100	-	-	100
Stairway Replacement - Saturday Market to ARR Depot	2021	-	350	-	-	350
Voyles Blvd Safety Trail - South Peters Creek Exit to Homestead Rd	2021	-	500	-	-	500
W 13th Ave Retaining Wall Replacement at R St	2021	-	50	-	-	50
	2022	-	250	-	-	250
			-	300	-	-
Wright St at E Tudor Rd Pedestrian Safety	2021	-	200	-	-	200
	2023	-	400	-	-	400
			-	600	-	-
PME - Storm Drainage						
2nd Ave/Nelchina St Area Storm Drain Improvements Phase II	2020	2,600	-	-	-	2,600
4th Ave and Reeve Blvd Area Drainage Improvements	2020	400	-	-	-	400
64th Ave and Meadow St Area Drainage Improvements	2020	3,000	-	-	-	3,000

## 2019 - 2024 Capital Improvement Program Project Management & Engineering Department

(in thousands)

Projects	Year	Bonds	State	Federal	Other	Total
Barnan Subd Area Drainage Improvements	2020	500	-	-	-	500
	2021	1,500	-	-	-	1,500
		2,000	-	-	-	2,000
Campbell Woods Subd Area Road and Drainage Improvements	2019	4,000	-	-	-	4,000
	2020	4,800	-	-	-	4,800
	2022	5,700	-	-	-	5,700
		14,500	-	-	-	14,500
Chester Creek Flooding - Lagoon to A St	2020	2,100	-	-	-	2,100
Chugiak - Eagle River Areawide Aquifer Study	2021	-	500	-	-	500
Chugiak - Eagle River Areawide Drainage Plan	2021	-	500	-	-	500
Columbine St Area Drainage Improvements	2022	1,000	-	-	-	1,000
	2024	5,000	-	-	-	5,000
		6,000	-	-	-	6,000
E 68th Ave/Greenwood Dr Area Drainage Improvements	2019	300	-	-	-	300
Elmrich Subdivision Area Drainage	2021	-	100	-	-	100
Fish Creek Improvements Phase V - Cook Inlet to Lake Otis Pkwy	2020	500	-	-	-	500
Flooding, Glaciation, and Drainage Annual Program	2019	1,400	-	-	-	1,400
	2020	2,000	-	-	-	2,000
	2021	2,000	-	-	-	2,000
	2022	2,000	-	-	-	2,000
	2023	2,000	-	-	-	2,000
	2024	2,000	-	-	-	2,000
		11,400	-	-	-	11,400
Four Seasons Mobile Home Park Area Storm Drain Improvements	2019	400	-	-	-	400
	2020	1,600	-	-	-	1,600
		2,000	-	-	-	2,000
Juneau St/KarluK St Area Storm Drain Improvements - 16th Ave to 20th Ave	2020	1,300	-	-	-	1,300
Lakehurst Dr Area Drainage Improvements Phase IV	2020	200	-	-	-	200

## 2019 - 2024 Capital Improvement Program Project Management & Engineering Department

(in thousands)

Projects	Year	Bonds	State	Federal	Other	Total
Lakeridge Subd Area Drainage Improvements	2020	400	-	-	-	400
	2021	1,600	-	-	-	1,600
		2,000	-	-	-	2,000
Little Campbell Creek Basin Improvements	2021	-	1,000	-	-	1,000
	2022	-	1,000	-	-	1,000
	2023	-	1,000	-	-	1,000
	2024	-	1,000	-	-	1,000
		-	4,000	-	-	4,000
Low Impact Development Annual Program	2019	250	-	-	-	250
	2020	250	-	-	-	250
	2021	250	-	-	-	250
	2022	250	-	-	-	250
	2023	250	-	-	-	250
	2024	250	-	-	-	250
		1,500	-	-	-	1,500
Mary and Ellen Ave Area Storm Drainage	2021	-	1,000	-	-	1,000
	2023	-	2,000	-	-	2,000
		-	3,000	-	-	3,000
Nichols St Area Drainage	2020	100	-	-	-	100
Old Seward Hwy/Int'l Airport Rd Area Storm Reconstruction	2021	-	500	-	-	500
	2023	-	3,000	-	-	3,000
		-	3,500	-	-	3,500
Porcupine Trail Rd at Rabbit Creek Bridge Replacement	2021	-	300	-	-	300
Silver Spruce Dr Area Drainage	2020	50	-	-	-	50
Spinnaker Dr Area Storm Drain Improvements	2022	1,100	-	-	-	1,100
Storm Drain Condition Assessment and Rehabilitation Program	2019	1,000	-	-	-	1,000
	2020	1,000	-	-	-	1,000
	2021	1,000	-	-	-	1,000
	2022	1,000	-	-	-	1,000
	2023	1,000	-	-	-	1,000
	2024	1,000	-	-	-	1,000
		6,000	-	-	-	6,000

## 2019 - 2024 Capital Improvement Program Project Management & Engineering Department

(in thousands)

Projects	Year	Bonds	State	Federal	Other	Total
PME Public Works Misc						
Geneva Woods South Subd Area Drainage Improvements	2020	400	-	-	-	400
	2021	1,600	-	-	-	1,600
		2,000	-	-	-	2,000
	<b>Total</b>	<b>335,870</b>	<b>385,430</b>	<b>-</b>	<b>3,600</b>	<b>724,900</b>

**11th Ave/12th Ave Area Road Reconstruction - East of Valley St**

**Project ID** PW2014080 **Department** Project Management & Engineering  
**Project Type** Reconstruction **Start Date** November 2014  
**Location** Assembly: Section 5, Seats H & I, **End Date** October 2025  
 Community: Northeast, 15-H: Elmendorf

**Description**

Reconstruct 11th Avenue, 12th Avenue, and LaLande Place. Improvements are expected to include a new road base, storm drain installation, and upgraded lighting.

**Comments**

Design is underway and was funded with a 2014 state grant. State grant funding is being pursued for construction. The project area is in a future priority Reinvest Focus Area (RDA) as identified in the Anchorage 2040 Land Use Plan.

**Version** 2019 Proposed

		2019	2020	2021	2022	2023	2024	Total
<b>Revenue Sources</b>	<b>Fund</b>							
SOA Grant Revenue-Direct	441900 - ARDSA CIP Grant	-	-	-	3,900	-	-	3,900
<b>Total (in thousands)</b>		-	-	-	<b>3,900</b>	-	-	<b>3,900</b>

**120th Ave Upgrade - Johns Rd to Old Seward Hwy**

<b>Project ID</b>	PME08029	<b>Department</b>	Project Management & Engineering
<b>Project Type</b>	Upgrade	<b>Start Date</b>	July 2009
<b>Location</b>	Assembly: Section 6, Seats J & K, 24-L: Oceanview, Community: Old Seward/Oceanview	<b>End Date</b>	October 2022

**Description**

This project will upgrade a local road that serves Oceanview Elementary. Improvements are expected to include a new road base, pavement, curbs, drainage, pedestrian facilities, and street lights.

**Comments**

Design study is underway. Construction is anticipated in 2021 depending on the availability of funding. High density residential development along 120th Avenue has increased pedestrian and vehicular traffic. The existing strip-paved road, drainage, street lighting, and pedestrian facilities are inadequate.

The grant funding may be used for planning, design, utility work, obtaining rights of way and easements, and any activity associated with upgrading the roadway and its amenities.

Ranked as priority #1 by the Old Seward/Oceanview Community Council for 2019.

---

**Version** 2019 Proposed

		2019	2020	2021	2022	2023	2024	Total
<b>Revenue Sources</b>	<b>Fund</b>							
Bond Sale Proceeds	441100 - ARDSA CIP Bond	1,000	-	8,000	-	-	-	9,000
<b>Total (in thousands)</b>		<b>1,000</b>	<b>-</b>	<b>8,000</b>	<b>-</b>	<b>-</b>	<b>-</b>	<b>9,000</b>



**15th Ave at Sitka St Pedestrian Crossing Improvements**

**Project ID** PW2014081 **Department** Project Management & Engineering  
**Project Type** Improvement **Start Date** October 2021  
**Location** Assembly: Section 1, Seat B, 20-J: Downtown Anchorage, Community: Airport Heights **End Date** October 2025

**Description**

Construct a pedestrian crossing at the intersection. Study the feasibility of adding a traffic signal.

**Comments**

The project has not started. State grant funding is proposed. There are no pedestrian crossings on 15th Avenue between Medfra Street and Lake Otis Parkway. This project is included in the Anchorage Pedestrian Plan. The project is a high priority for the Airport Heights Community Council.

This project was ranked as priority #18 for the Fairview Community Council for 2019.

**Version** 2019 Proposed

		2019	2020	2021	2022	2023	2024	Total
<b>Revenue Sources</b>	<b>Fund</b>							
SOA Grant Revenue-Direct	441900 - ARDSA CIP Grant	-	-	250	-	-	-	250
<b>Total (in thousands)</b>		-	-	<b>250</b>	-	-	-	<b>250</b>

**15th Ave Surface Rehab - Minnesota Dr to Gambell St**

**Project ID** PW2013016 **Department** Project Management & Engineering  
**Project Type** Rehabilitation **Start Date** October 2019  
**Location** Assembly: Section 1, Seat B, 20-J: Downtown Anchorage, Community: South Addition **End Date** October 2023

**Description**

Rehabilitate the surface of 15th Avenue and construct Americans with Disabilities Act (ADA) improvements as needed.

**Comments**

The project has not started. Project funding is programmed with local road bonds.

This collector street is suffering from rutting and general pavement failure. This project is a priority for the Street Maintenance Department. The eastern half of the project is an Reinvest Focus Area (RFA) as identified in the Anchorage 2040 Land Use Plan.

**Version** 2019 Proposed

		2019	2020	2021	2022	2023	2024	Total
<b>Revenue Sources</b>	<b>Fund</b>							
Bond Sale Proceeds	441100 - ARDSA CIP Bond	500	-	3,200	-	-	-	3,700
<b>Total (in thousands)</b>		<b>500</b>	<b>-</b>	<b>3,200</b>	<b>-</b>	<b>-</b>	<b>-</b>	<b>3,700</b>

**2nd Ave/Nelchina St Area Storm Drain Improvements Phase II**

<b>Project ID</b>	PW2014003	<b>Department</b>	Project Management & Engineering
<b>Project Type</b>	Replacement	<b>Start Date</b>	May 2015
<b>Location</b>	Assembly: Section 1, Seat B, 20-J: Downtown Anchorage, Community: Downtown	<b>End Date</b>	October 2022

**Description**

Replace or slip-line existing storm drain pipe.

**Comments**

Phase I project completed in coordination with an Anchorage Water & Wastewater Utility (AWWU) project in 2016/2017. 2020 bond funding is for Phase II construction. The existing pipe is in a state of disrepair and this project is a high priority for Street Maintenance.

**Version** 2019 Proposed

		2019	2020	2021	2022	2023	2024	Total
<b>Revenue Sources</b>	<b>Fund</b>							
Bond Sale Proceeds	441100 - ARDSA CIP Bond	-	2,600	-	-	-	-	2,600
<b>Total (in thousands)</b>		-	<b>2,600</b>	-	-	-	-	<b>2,600</b>

**36th Ave Resurfacing - Old Seward Hwy to Lake Otis Pkwy**

**Project ID** PME2016010 **Department** Project Management & Engineering  
**Project Type** Rehabilitation **Start Date** June 2018  
**Location** Assembly: Section 4, Seats F & G, 17-I: University, 18-I: Spenard, Community: Rogers Park, Community: Tudor Area **End Date** October 2021

**Description**

Resurface 36th Avenue and bring all pedestrian facilities into Americans with Disabilities Act (ADA) compliance.

**Comments**

Design study is underway. Construction is anticipated in phases.

The first lift of pavement is nearly worn through in places as evidenced by deep rutting. Some segments were rated Condition F in the 2017 Governmental Accounting Standards Board (GASB) road survey.

---

**Version** 2019 Proposed

		2019	2020	2021	2022	2023	2024	Total
<b>Revenue Sources</b>	<b>Fund</b>							
Bond Sale Proceeds	441100 - ARDSA CIP Bond	-	3,500	-	-	4,000	-	7,500
<b>Total (in thousands)</b>		<b>-</b>	<b>3,500</b>	<b>-</b>	<b>-</b>	<b>4,000</b>	<b>-</b>	<b>7,500</b>

**42nd Ave Upgrade - Lake Otis Pkwy to Florina St**

<b>Project ID</b>	PW2014013	<b>Department</b>	Project Management & Engineering
<b>Project Type</b>	Upgrade	<b>Start Date</b>	June 2018
<b>Location</b>	Assembly: Section 4, Seats F & G, 17-I: University, Community: University Area	<b>End Date</b>	October 2024

**Description**

This project will upgrade 42nd Avenue to current urban standards. Typical improvements include a new road base, storm drain installation, curb and gutters, pedestrian facilities, street lighting, and landscaping.

**Comments**

Design study is underway. The 2020 bond funding is to complete design. Construction is anticipated to begin in 2022 depending on the availability of funding. The Traffic Department conducted traffic volume studies in 2016 that determined this street is still heavily used. The project area is in a future priority Reinvest Focus Area (RFA) as identified in the Anchorage 2040 Land Use Plan.

42nd Avenue is a strip-paved local road with a high volume of vehicle and pedestrian traffic. Due to the flat terrain and the existence of little underground drainage, localized flooding and icing are constant hazards. The lighting levels are below current standards. There are no pedestrian facilities on the street although there is a heavy amount of non-motorized traffic along this corridor.

Ranked as the #1 priority of the University Area Community Council for 2019.

---

**Version** 2019 Proposed

		2019	2020	2021	2022	2023	2024	Total
<b>Revenue Sources</b>	<b>Fund</b>							
Bond Sale Proceeds	441100 - ARDSA CIP Bond	-	2,000	-	9,500	-	-	11,500
<b>Total (in thousands)</b>		<b>-</b>	<b>2,000</b>	<b>-</b>	<b>9,500</b>	<b>-</b>	<b>-</b>	<b>11,500</b>

---

**46th Ave Upgrade - Folker St to MOA Elmore Campus**

**Project ID** PME2017003 **Department** Project Management & Engineering  
**Project Type** Extension **Start Date** June 2023  
**Location** Assembly: Section 4, Seats F & G, 17-I: University, Community: Campbell Park **End Date** October 2030

**Description**

The project will upgrade and extend 46th Avenue to provide the infrastructure for the development of municipal lands on the Elmore Road Campus. Improvements are expected to include a new road base, storm drain installation, curb and gutter, street lighting, pedestrian/bike facilities, landscaping, and would include improvements to the intersection of Piper Street and Tudor Road.

**Comments**

The project has not started. Bond funding is planned for design. Construction funding is anticipated to follow in future years and the plans for development become more certain. The project area is in a future priority Reinvest Focus Area (RFA) as identified in the Anchorage 2040 Land Use Plan.

---

**Version** 2019 Proposed

		2019	2020	2021	2022	2023	2024	Total
<b>Revenue Sources</b>	<b>Fund</b>							
Bond Sale Proceeds	441100 - ARDSA CIP Bond	-	-	-	-	2,000	-	2,000
<b>Total (in thousands)</b>		-	-	-	-	<b>2,000</b>	-	<b>2,000</b>

**48th Ave/Cordova St Reconstruction Old Seward Hwy to International Airport Rd**

**Project ID** PME06026 **Department** Project Management & Engineering  
**Project Type** Reconstruction **Start Date** June 2018  
**Location** Assembly: Section 4, Seats F & G, 23-L: Taku, Community: Midtown **End Date** October 2025

**Description**

This project will reconstruct and upgrade deteriorated collector routes in Midtown. Improvements are expected to include a new road base, pavement, curbs, storm drainage, street lighting, and the possible addition of sidewalks.

**Comments**

Design study is underway. The proposed 2020 bond funding is to complete design. Construction is anticipated to begin in 2023 depending on the availability of funding. This project is a high priority of the Midtown Community Council. 48th Avenue and Cordova Street are collector routes that have experienced substantial road base, curb, and pavement failure. Pedestrian and drainage facilities do not meet current standards.

Project funding is proposed with local road bonds. This project has not started. 2018 funding is intended for a design start.

**Version** 2019 Proposed

		2019	2020	2021	2022	2023	2024	Total
<b>Revenue Sources</b>	<b>Fund</b>							
Bond Sale Proceeds	441100 - ARDSA CIP Bond	-	1,500	-	-	8,000	-	9,500
<b>Total (in thousands)</b>		<b>-</b>	<b>1,500</b>	<b>-</b>	<b>-</b>	<b>8,000</b>	<b>-</b>	<b>9,500</b>

**4th Ave and Reeve Blvd Area Drainage Improvements**

**Project ID** PME2018009 **Department** Project Management & Engineering  
**Project Type** Improvement **Start Date** July 2020  
**Location** Assembly: Section 1, Seat B, 19-J: Mountainview, 20-J: Downtown Anchorage, Community: Mountain View **End Date** October 2022

**Description**

Construct drainage improvements in the area around 4th Avenue and Reeve Boulevard.

**Comments**

The project has not started. Construction is anticipated in 2020 depending on the availability of bond funds.

**Version** 2019 Proposed

		2019	2020	2021	2022	2023	2024	Total
<b>Revenue Sources</b>	<b>Fund</b>							
Bond Sale Proceeds	441100 - ARDSA CIP Bond	-	400	-	-	-	-	400
<b>Total (in thousands)</b>		-	<b>400</b>	-	-	-	-	<b>400</b>



**4th Ave Signals and Lighting Upgrade - A St to E St**

<b>Project ID</b>	MO2015002	<b>Department</b>	Project Management & Engineering
<b>Project Type</b>	Upgrade	<b>Start Date</b>	December 2015
<b>Location</b>	Assembly: Section 1, Seat B, 20-J: Downtown Anchorage, Community: Downtown, Community: Fairview	<b>End Date</b>	December 2035

**Description**

The project will replace, repair, or rehabilitate the existing electrical and lighting infrastructure in the Downtown Business District including traffic signals. Design for this project is underway.

**Comments**

Inventory and condition assessment of existing downtown lighting and signal systems was completed. This segment of the 4th Avenue corridor is the highest priority. Some of the project area is in a Reinvest Focus Area (RFA) as identified in the Anchorage 2040 Land Use Plan. Funding is programmed annually as the need is too great to be programmed within a single six-year capital program.

A thorough analysis is needed of all downtown electrical including street lights, pedestrian lights, and traffic signals. The electrical infrastructure in the downtown area has exceeded its life expectancy. Safety concerns have been expressed due to a lack of lighting in the district. The signals and related wiring need to be upgraded.

---

**Version** 2019 Proposed

		2019	2020	2021	2022	2023	2024	Total
<b>Revenue Sources</b>	<b>Fund</b>							
Bond Sale Proceeds	441100 - ARDSA CIP Bond	3,000	2,000	-	-	-	-	5,000
<b>Total (in thousands)</b>		<b>3,000</b>	<b>2,000</b>	<b>-</b>	<b>-</b>	<b>-</b>	<b>-</b>	<b>5,000</b>

**64th Ave and Meadow St Area Drainage Improvements**

**Project ID** PME2018013 **Department** Project Management & Engineering  
**Project Type** Replacement **Start Date** June 2018  
**Location** Assembly: Section 4, Seats F & G, 25-M: Abbott, Community: Abbott Loop **End Date** October 2022

**Description**

The scope is currently under development.

**Comments**

Design is underway. The storm drain pipe in these streets has collapsed in places from the top. The pipe needs to be replaced as slip lining is not an option.

---

**Version** 2019 Proposed

		2019	2020	2021	2022	2023	2024	Total
<b>Revenue Sources</b>	<b>Fund</b>							
Bond Sale Proceeds	441100 - ARDSA CIP Bond	-	3,000	-	-	-	-	3,000
<b>Total (in thousands)</b>		<b>-</b>	<b>3,000</b>	<b>-</b>	<b>-</b>	<b>-</b>	<b>-</b>	<b>3,000</b>

**64th Ave Upgrade - Brayton Dr to Quinhagak St**

<b>Project ID</b>	PW2012063	<b>Department</b>	Project Management & Engineering
<b>Project Type</b>	Rehabilitation	<b>Start Date</b>	October 2021
<b>Location</b>	Assembly: Section 4, Seats F & G, 25-M: Abbott, Community: Abbott Loop	<b>End Date</b>	October 2025

**Description**

This project will upgrade and reconstruct a local road serving Totem Charter School. Improvements are expected to include reconstruction where required because of road condition and construction of curb and sidewalk facilities where missing.

**Comments**

The project has not started. State grant funding is proposed.

This local road is deteriorating and segments of curb and sidewalk are not constructed. This project is a high priority for the Abbott Loop Community Council.

This project will upgrade and reconstruct a local road serving Polaris K-12 Alternative School. Improvements are expected to include reconstruction where required because of road condition and construction of curb and sidewalk facilities where missing.

This funding may be used for planning, design, obtaining right-of-way and easements, utility relocations, and any other amenities or activities associated with rehabilitating/reconstructing the roadway to current standards.

Ranked as the #3 priority for the Abbott Loop Community Council for 2019.

---

**Version** 2019 Proposed

		2019	2020	2021	2022	2023	2024	Total
<b>Revenue Sources</b>	<b>Fund</b>							
SOA Grant Revenue-Direct	441900 - ARDSA CIP Grant	-	-	6,000	-	-	-	6,000
<b>Total (in thousands)</b>		<b>-</b>	<b>-</b>	<b>6,000</b>	<b>-</b>	<b>-</b>	<b>-</b>	<b>6,000</b>

**68th Ave Reconstruction - Brayton Dr to Lake Otis Pkwy**

<b>Project ID</b>	PW2012040	<b>Department</b>	Project Management & Engineering
<b>Project Type</b>	Reconstruction	<b>Start Date</b>	October 2022
<b>Location</b>	Assembly: Section 4, Seats F & G, 25-M: Abbott, Community: Abbott Loop	<b>End Date</b>	October 2027

**Description**

This project will reconstruct this collector street to current standards. Improvements are expected to include a new road base, replacement of the storm drain system, installation of curb and gutters, sidewalk and/or trail, street lighting, and landscaping.

**Comments**

The project has not started. Project funding is proposed as a partnership of state grants and local road bonds.

The surface of the road is wearing thin and the storm drains under the road need to be replaced. Half of the roadway rated a condition F in the 2014 Governmental Accounting Standards Board (GASB) road survey.

The grant funding may be used for planning, design, utility work, obtaining rights of way and easements, and any activity associated with upgrading the roadway and its amenities.

Ranked as the #7 priority by the Abbott Loop Community Council for 2019.

**Version** 2019 Proposed

		2019	2020	2021	2022	2023	2024	Total
<b>Revenue Sources</b>	<b>Fund</b>							
SOA Grant Revenue-Direct	441900 - ARDSA CIP Grant	-	-	-	3,000	-	10,000	13,000
<b>Total (in thousands)</b>		-	-	-	<b>3,000</b>	-	<b>10,000</b>	<b>13,000</b>

**7th Ave Surface Rehabilitation - L St to A St (not including G St to E St)**

**Project ID** PME77085 **Department** Project Management & Engineering  
**Project Type** Rehabilitation **Start Date** October 2023  
**Location** Assembly: Section 1, Seat B, 20-J: Downtown Anchorage **End Date** October 2025

**Description**

This project will provide pavement rehabilitation on a collector route. Improvements are expected to include pavement overlay or replacement and Americans with Disabilities Act (ADA) upgrades.

**Comments**

This project has not started. Project funding is proposed through a partnership of state grants and local road bonds.

Pavement and curbs are deteriorating.

The grant funding may be used for planning, design, utility work, obtaining rights of way and easements, and any activity associated with rehabilitating the roadway and its amenities.

Ranked as the #4 priority for the Downtown Community Council for 2019.

---

**Version** 2019 Proposed

		2019	2020	2021	2022	2023	2024	Total
<b>Revenue Sources</b>	<b>Fund</b>							
SOA Grant Revenue-Direct	441900 - ARDSA CIP Grant	-	-	-	-	1,000	-	1,000
<b>Total (in thousands)</b>		-	-	-	-	<b>1,000</b>	-	<b>1,000</b>

**88th Ave Surface Rehab - Abbott Rd to Lake Otis Pkwy**

**Project ID** PME2017004 **Department** Project Management & Engineering  
**Project Type** Rehabilitation **Start Date** June 2020  
**Location** Assembly: Section 4, Seats F & G, 25-M: Abbott, Community: Abbott Loop **End Date** October 2023

**Description**

The project will resurface 88th Avenue and make all pedestrian facilities Americans with Disabilities Act (ADA) compliant.

**Comments**

The project has not started. Bond funding is programmed for design and construction.

The project need was identified by Street Maintenance.

**Version** 2019 Proposed

		2019	2020	2021	2022	2023	2024	Total
<b>Revenue Sources</b>	<b>Fund</b>							
Bond Sale Proceeds	441100 - ARDSA CIP Bond	-	500	1,000	-	-	-	1,500
<b>Total (in thousands)</b>		<b>-</b>	<b>500</b>	<b>1,000</b>	<b>-</b>	<b>-</b>	<b>-</b>	<b>1,500</b>

**88th Ave Upgrade - Jewel Lake Park to Jewel Lake Rd**

**Project ID** PW2014055 **Department** Project Management & Engineering  
**Project Type** Upgrade **Start Date** October 2022  
**Location** Assembly: Section 3, Seats D & E, 22-K: Sand Lake, Community: Sand Lake **End Date** October 2026

**Description**

Upgrade this collector street to current urban collector standards.

**Comments**

The project has not started. State grant funding is proposed.

This collector route serves Jewel Lake Park. The road is strip paved with no pedestrian facilities and inadequate lighting.

The grant funding may be used for planning, design, utility relocation, easement acquisition, construction, and any other activity associated with upgrading the roadway including improvements to the parking lot area of Jewel Lake Park.

---

**Version** 2019 Proposed

		2019	2020	2021	2022	2023	2024	Total
<b>Revenue Sources</b>	<b>Fund</b>							
SOA Grant Revenue-Direct	441900 - ARDSA CIP Grant	-	-	-	1,000	-	4,000	5,000
<b>Total (in thousands)</b>		-	-	-	<b>1,000</b>	-	<b>4,000</b>	<b>5,000</b>

**8th Ave at A St and C St Pedestrian Safety**

<b>Project ID</b>	PME09776	<b>Department</b>	Project Management & Engineering
<b>Project Type</b>	Improvement	<b>Start Date</b>	October 2021
<b>Location</b>	Assembly: Section 1, Seat B, 20-J: Downtown Anchorage, Community: Downtown	<b>End Date</b>	October 2024

**Description**

This project will construct pedestrian safety improvements at these intersections. The exact improvements will be determined in the design phase.

**Comments**

This project has not started. State grant funding is proposed since the improvements would primarily be in a state-owned right of way. This project is the number 16 out of 319 priority in the Anchorage Pedestrian Plan.

The grant funding may be used for planning, design, utility work, obtaining rights of way, and easements, construction, and any work associated with the improvements described above or associated amenities.

Ranked as the #7 priority for the Downtown Community Council for 2019.

**Version** 2019 Proposed

		2019	2020	2021	2022	2023	2024	Total
<b>Revenue Sources</b>	<b>Fund</b>							
SOA Grant Revenue-Direct	441900 - ARDSA CIP Grant	-	-	250	-	-	-	250
<b>Total (in thousands)</b>		-	-	<b>250</b>	-	-	-	<b>250</b>



**Academy Dr/Vanguard Dr Area Traffic Circulation Improvements - Brayton Dr to Abbott Rd**

<b>Project ID</b>	PME77111	<b>Department</b>	Project Management & Engineering
<b>Project Type</b>	Upgrade	<b>Start Date</b>	May 2009
<b>Location</b>	Assembly: Section 4, Seats F & G, Assembly: Section 6, Seats J & K, 25-M: Abbott, 26-M: Huffman, Community: Abbott Loop	<b>End Date</b>	October 2022

**Description**

This project will upgrade Academy Drive/Vanguard Road to urban collector standards. The improvements will be coordinated with the state project that will construct a 92nd Avenue underpass at the Seward Highway. Improvements are expected to include new pavement and drainage, pedestrian facilities on both sides, street lighting to current standards, and landscaping. A traffic light or roundabout at the intersection with Abbott Road may be included with the project. The 2019 and 2020 bond amounts are for right-of-way acquisition and are necessary to keep the project on schedule ahead of the State of Alaska (SOA) Department of Transportation's planned underpass in the 92nd Avenue alignment.

**Comments**

The Academy Dr/Vanguard Dr project will handle increased traffic due to a SOA project to direct traffic away from the Dimond/Old Seward Highway intersection.

Final design is underway. Construction funding is programmed for 2021. This project is the top priority for the Abbott Loop Community Council. The Design Study Report has been completed. It was funded with earlier bond funds.

The creation of the overpass at 92nd Avenue/Academy Drive and the upgrade of 92nd Avenue from Old Seward Highway to the New Seward Highway by the State will enhance east/west traffic circulation in the Dimond area. The connection with Abbott Road on the east side will complete this new east/west connection. The intersections of Academy Drive and Vanguard Drive and Abbott Road and Vanguard Drive will be tremendously impacted by the new underpass and connection between the Dimond Center commercial district and the residential area on the Anchorage Hillside.

Ranked as the #1 priority for the Abbott Loop Community Council for 2019.

**Version** 2019 Proposed

		2019	2020	2021	2022	2023	2024	Total
<b>Revenue Sources</b>	<b>Fund</b>							
Bond Sale Proceeds	441100 - ARDSA CIP Bond	3,000	3,000	6,550	-	-	-	12,550
<b>Total (in thousands)</b>		<b>3,000</b>	<b>3,000</b>	<b>6,550</b>	<b>-</b>	<b>-</b>	<b>-</b>	<b>12,550</b>

**ADA Improvements**

**Project ID** PME55101 **Department** Project Management & Engineering  
**Project Type** Improvement **Start Date** April 2007  
**Location** Assembly: Areawide, HD 50: Anchorage  
 Areawide, Community: ARDSA Councils **End Date** December 9999

**Description**

This program will construct Americans with Disabilities Act (ADA) upgrades to pedestrian facilities throughout the Anchorage Roads & Drainage Service Area (ARDSA).

**Comments**

Funding is proposed annually. Not all existing pedestrian facilities along Anchorage roads have been constructed to ADA standards.

**Version** 2019 Proposed

		2019	2020	2021	2022	2023	2024	Total
<b>Revenue Sources</b>	<b>Fund</b>							
Bond Sale Proceeds	441100 - ARDSA CIP Bond	500	500	500	500	500	500	3,000
<b>Total (in thousands)</b>		<b>500</b>	<b>500</b>	<b>500</b>	<b>500</b>	<b>500</b>	<b>500</b>	<b>3,000</b>

**O & M Costs**

Cntrtual Svcs Othr		2	2	2	2	2	-	10
<b>Total (in thousands)</b>		<b>2</b>	<b>2</b>	<b>2</b>	<b>2</b>	<b>2</b>	<b>-</b>	<b>10</b>

**Airport Heights Elementary School Walkway Connector - Condos to 16th Ave**

**Project ID** PW2014029 **Department** Project Management & Engineering  
**Project Type** Improvement **Start Date** October 2021  
**Location** Assembly: Section 4, Seats F & G, 19-J: Mountainview, 20-J: Downtown Anchorage, Community: Airport Heights **End Date** October 2025

**Description**

Construct stairs that may be covered connecting the Town Square neighborhood off Debarr with Airport Heights Elementary School.

**Comments**

The project has not started. State grant funding is proposed. The project is a high priority for the Airport Heights Community Council. There is currently a dirt path up a steep slope that is frequently impassable in winter.

The grant funding may be used for planning, design, utility relocation, easement acquisition, construction, and any activity associated with the improvements described above.

**Version** 2019 Proposed

		2019	2020	2021	2022	2023	2024	Total
<b>Revenue Sources</b>	<b>Fund</b>							
SOA Grant Revenue-Direct	441900 - ARDSA CIP Grant	-	-	100	-	-	-	100
<b>Total (in thousands)</b>		-	-	<b>100</b>	-	-	-	<b>100</b>

**Alaska Railroad Crossing Rehabs**

**Project ID** PME55102 **Department** Project Management & Engineering  
**Project Type** Rehabilitation **Start Date** May 2007  
**Location** Assembly: Areawide, HD-SD: Community-wide, Community: ARDSA Councils **End Date** October 9999

**Description**

This funding will reimburse the Alaska Railroad (ARR) Corporation for road and track rehabilitation work at railroad crossings on municipal routes. Reimbursement is a requirement of road crossing permits in ARR right-of-way. Reimbursement funding is proposed annually. The priority crossings identified by the ARR include North C Street and in the Dowling Road area; some sight triangle work may also be done.

**Comments**

Municipal road crossings at several ARR locations are deteriorating and the Municipality is obligated by permit to pay for road crossing upgrades. The 2019 bond funding will be used to rehabilitate the crossing at North C Street at Whitney Road.

**Version** 2019 Proposed

		2019	2020	2021	2022	2023	2024	Total
<b>Revenue Sources</b>	<b>Fund</b>							
Bond Sale Proceeds	441100 - ARDSA CIP Bond	500	500	500	500	500	500	3,000
<b>Total (in thousands)</b>		<b>500</b>	<b>500</b>	<b>500</b>	<b>500</b>	<b>500</b>	<b>500</b>	<b>3,000</b>

**O & M Costs**

Cntrtual Svcs Othr	20	20	20	20	20	20	-	100
<b>Total (in thousands)</b>	<b>20</b>	<b>20</b>	<b>20</b>	<b>20</b>	<b>20</b>	<b>20</b>	<b>-</b>	<b>100</b>

**Anchorage Safe Routes to Schools**

**Project ID** PW2014083 **Department** Project Management & Engineering  
**Project Type** Improvement **Start Date** October 2013  
**Location** Assembly: Areawide, HD 50: Anchorage **End Date** December 9999  
 Areawide, Community: Areawide

**Description**

This project will design and construct the walking routes to schools where safety is a concern as identified through the Safe Routes to Schools Plan.

**Comments**

Project is on hold waiting on available funding. Data collection has been done and we are now meeting with other agencies to coordinate.

The grants funds may be used for planning, design, utility relocation, right-of-way acquisition, construction, and any other activity associated with the identified safety improvements.

---

**Version** 2019 Proposed

		2019	2020	2021	2022	2023	2024	Total
<b>Revenue Sources</b>	<b>Fund</b>							
SOA Grant Revenue-Direct	441900 - ARDSA CIP Grant	-	-	2,000	2,000	2,000	2,000	8,000
<b>Total (in thousands)</b>		<b>-</b>	<b>-</b>	<b>2,000</b>	<b>2,000</b>	<b>2,000</b>	<b>2,000</b>	<b>8,000</b>



**Arlberg Ave Upgrade - Garmisch Rd to Aspen Mountain Rd**

**Project ID** PME77060 **Department** Project Management & Engineering  
**Project Type** Improvement **Start Date** November 2021  
**Location** Assembly: Section 6, Seats J & K, **End Date** October 2025  
 Community: Girdwood Valley, 28-N: South

**Description**

This project will upgrade a deteriorating collector street. Improvements are expected to include new pavement, curbs, pedestrian facilities, street lighting, and storm drains.

**Comments**

Funding is proposed as a state grant. This collector street is not constructed to collector street standards. This road serves the Girdwood residential area, the Alyeska ski area, and is the gateway to the Alyeska Prince Hotel. The existing road is too narrow with a deteriorating surface. Safety is a concern, especially in the wintertime, with a mix of traffic and pedestrians in icy conditions. This project is a high priority for the Girdwood Community Council.

The grant funding may be used for planning, design, utility work, obtaining rights of way and easements, construction, and any activity associated with upgrading the roadway and its amenities.

---

**Version** 2019 Proposed

		2019	2020	2021	2022	2023	2024	Total
<b>Revenue Sources</b>	<b>Fund</b>							
SOA Grant Revenue-Direct	406900 - Girdwood Valley SA CIP Grant	-	-	1,000	-	2,000	-	3,000
<b>Total (in thousands)</b>		-	-	<b>1,000</b>	-	<b>2,000</b>	-	<b>3,000</b>

**Barnan Subd Area Drainage Improvements**

**Project ID** PME2018014 **Department** Project Management & Engineering  
**Project Type** Rehabilitation **Start Date** June 2020  
**Location** Assembly: Section 3, Seats D & E, 23-L: Taku, Community: Taku/Campbell **End Date** October 2023

**Description**

The exact scope will be determined in the design phase. Bond funding is programmed for design.

**Comments**

Private contractor JTA performed and completed the storm drain sinkhole repair work in late 2017. The storm drain pipe slip lining work still needs to be performed as part of this project. The first step is to view the line with our closed circuit television (CCTV) term contract to determine if the line can be slip lined.

**Version** 2019 Proposed

		2019	2020	2021	2022	2023	2024	Total
<b>Revenue Sources</b>	<b>Fund</b>							
Bond Sale Proceeds	441100 - ARDSA CIP Bond	-	500	1,500	-	-	-	2,000
<b>Total (in thousands)</b>		<b>-</b>	<b>500</b>	<b>1,500</b>	<b>-</b>	<b>-</b>	<b>-</b>	<b>2,000</b>



**Birchtree/Elmore LRSA Road and Drainage**

**Project ID** PME77046 **Department** Project Management & Engineering  
**Project Type** Improvement **Start Date** September 2022  
**Location** Assembly: Section 6, Seats J & K, **End Date** October 2026  
 Community: Rabbit Creek, 28-N: South

**Description**

This project will construct road and drainage improvements in the Birchtree/Elmore Limited Road Service Area (LRSA). Specific projects will be identified by the local road board. This grant will fund design, utility relocation, easement acquisition, and construction.

**Comments**

State grant funding is proposed. Local roads are primarily gravel and frequently have pot holes.

Flooding and glaciation are concerns as well as speeding through this residential area. Some of the roads have steep grades that negatively impact safety. Buffalo Street is used as a cut through for area traffic, especially for students and parents to access South High School and Goldenview Middle School. Emergency vehicle access and emergency egress are concerns for residents, particularly on the eastern segment of 142nd Avenue where no other exit exists.

The grant funding may be used for planning, design, utility work, obtaining rights of way and easements, and any work associated with upgrading the roadway and its amenities.

---

**Version** 2019 Proposed

		2019	2020	2021	2022	2023	2024	Total
<b>Revenue Sources</b>	<b>Fund</b>							
SOA Grant Revenue-Direct	401900 - Areawide General CIP Grant	-	-	-	750	-	-	750
<b>Total (in thousands)</b>		<b>-</b>	<b>-</b>	<b>-</b>	<b>750</b>	<b>-</b>	<b>-</b>	<b>750</b>

**Boniface Pkwy Pedestrian Improvements - 22nd Ave to Debarr Rd**

**Project ID** PW100986 **Department** Project Management & Engineering  
**Project Type** Improvement **Start Date** December 2010  
**Location** Assembly: Section 5, Seats H & I, 16-H: College Gate, Community: Russian Jack Park **End Date** October 2026

**Description**

This project will construct safety walkways along Boniface Parkway between Debarr Road and 22nd Avenue related to vehicles, pedestrians, and bicyclists.

**Comments**

A 2010 state grant funded a design study report, which has been completed. State grant funding is proposed to complete design since Boniface is a state-owned route. Year of construction is dependent on the availability of funding. Pedestrian facilities are missing on the west side of Boniface Parkway between DeBarr Road and Northern Lights Boulevard. This project is identified in the Anchorage Pedestrian Plan.

The grant funding may be used for design, utility work, obtaining rights of way and easements, construction, and any work associated with the improvements described above or associated amenities.

---

**Version** 2019 Proposed

		2019	2020	2021	2022	2023	2024	Total
<b>Revenue Sources</b>	<b>Fund</b>							
SOA Grant Revenue-Direct	409900 - Misc Capital Pass Thru Grant	-	-	700	-	2,700	-	3,400
<b>Total (in thousands)</b>		-	-	<b>700</b>	-	<b>2,700</b>	-	<b>3,400</b>

**Boundary Ave Surface Rehab - Oklahoma St to Muldoon Rd**

**Project ID** PME2018007 **Department** Project Management & Engineering  
**Project Type** Reconstruction **Start Date** June 2021  
**Location** Assembly: Section 2, Seats A & C, **End Date** October 2025  
 Community: Northeast, 15-H: Elmendorf

**Description**

Reconstruct Boundary Avenue. The scope will be determined in the design phase and is likely to address the pedestrian facilities, lighting, and drainage.

**Comments**

The project has not started. The surface of the roadway has deteriorated to the point that maintenance is no longer cost effective.

---

**Version** 2019 Proposed

		2019	2020	2021	2022	2023	2024	Total
<b>Revenue Sources</b>	<b>Fund</b>							
Bond Sale Proceeds	441100 - ARDSA CIP Bond	-	-	500	1,500	-	-	2,000
<b>Total (in thousands)</b>		<b>-</b>	<b>-</b>	<b>500</b>	<b>1,500</b>	<b>-</b>	<b>-</b>	<b>2,000</b>

**Brooks Rd/Chugiak Rd/Cross Rd Upgrade**

**Project ID** PME2012002 **Department** Project Management & Engineering  
**Project Type** Upgrade **Start Date** July 2021  
**Location** Assembly: Section 2, Seats A & C, 14-  
 G: Eagle River/Chugach State Park,  
 Community: Eagle River **End Date** October 2025

**Description**

This project will upgrade these local roads to current standards. Improvements are expected to include a new road base, pavement, drainage, possibly pedestrian facilities, and street lighting.

**Comments**

The project has not started. State grant funding is proposed for design and construction.

This project is a priority for the Chugiak, Birchwood, Eagle River Rural Road Service Area (CBERRRSA) Board. These roads are not constructed to current design standards. They are currently strip paved with no shoulders and no pedestrian facilities and inadequate lighting and drainage. There are safety concerns at the intersection of Cross Drive and Artillery Road.

The grant funding may be used for utility work, obtaining rights of way and easements, and any work associated with upgrading the roadway and its amenities.

---

**Version** 2019 Proposed

		2019	2020	2021	2022	2023	2024	Total
<b>Revenue Sources</b>	<b>Fund</b>							
SOA Grant Revenue-Direct	419900 - CBERRRSA CIP Grant	-	-	1,500	-	4,000	-	5,500
<b>Total (in thousands)</b>		-	-	<b>1,500</b>	-	<b>4,000</b>	-	<b>5,500</b>

**Campbell Woods Subd Area Road and Drainage Improvements**

**Project ID** PME09962 **Department** Project Management & Engineering  
**Project Type** Reconstruction **Start Date** October 2013  
**Location** Assembly: Section 3, Seats D & E, 22-K: Sand Lake, Community: Sand Lake **End Date** October 2024

**Description**

This project will construct drainage improvements in the Campbell Woods subdivision area. The storm drain in Edinburgh Drive is expected to be replaced, in addition, a new connection running south from Lennox Circle will also be constructed. Reconstructing most of the roads in the subdivision is also expected. The construction is anticipated to be completed in four phases and funding will be pursued accordingly.

**Comments**

2018 bonds funded Phase I construction. This phase will replace two of the outfalls into the Campbell Creek drainage. Previous bond funds have funded design efforts.

The existing storm drain in Edinburgh Drive is undersized. High ground water in the area has led to flooding in residential crawl spaces and cracking/frost heaving of the road surface. This project is the top priority for the Sand Lake Community Council and a high priority for the Street Maintenance Department and area residents.

The grant funding may be used for planning, design, utility work, obtaining rights of way and easements, construction, and any work associated with the improvements described above or associated amenities.

---

**Version** 2019 Proposed

		2019	2020	2021	2022	2023	2024	Total
<b>Revenue Sources</b>	<b>Fund</b>							
Bond Sale Proceeds	441100 - ARDSA CIP Bond	4,000	4,800	-	5,700	-	-	14,500
<b>Total (in thousands)</b>		<b>4,000</b>	<b>4,800</b>	<b>-</b>	<b>5,700</b>	<b>-</b>	<b>-</b>	<b>14,500</b>

---

**Canyon Rd Improvements - Upper DeArmoun Rd to Chugach State Park**

**Project ID** PME07059 **Department** Project Management & Engineering  
**Project Type** Improvement **Start Date** May 2008  
**Location** Assembly: Section 6, Seats J & K, **End Date** October 2026  
 Community: Glen Alps, 28-N: South

**Description**

This is the second phase of a larger project whose purpose is to improve public access to Chugach State Park. Phase 1 improvements on Canyon Road were completed in 2017. Significant public involvement is included in the design phase as the specifics on the project scopes are developed.

**Comments**

Design is underway, funded with a state grant. The existing grant also funded Phase I construction on Canyon Road.

The road has sight-distance concerns and gravel surfaces that are prone to pot holing and dust. Unresolved right-of-way issues also exist. The roads are heavily used by the public for access to Chugach State Park.

The grant funding may be used for planning, design, utility work, obtaining rights of way and easements, construction, and any activity associated with upgrading the roadway and its amenities.

---

**Version** 2019 Proposed

		2019	2020	2021	2022	2023	2024	Total
<b>Revenue Sources</b>	<b>Fund</b>							
SOA Grant Revenue-Direct	409900 - Misc Capital Pass Thru Grant	-	-	2,000	3,000	7,500	-	12,500
<b>Total (in thousands)</b>		-	-	<b>2,000</b>	<b>3,000</b>	<b>7,500</b>	-	<b>12,500</b>

**Caravelle Dr Surface Rehab - Raspberry Rd to Jewel Lake Rd**

**Project ID** PME77061 **Department** Project Management & Engineering  
**Project Type** Rehabilitation **Start Date** June 2021  
**Location** Assembly: Section 3, Seats D & E, 21-K: West Anchorage, 22-K: Sand Lake, Community: Sand Lake **End Date** October 2025

**Description**

Resurface the roadway, repair curb as needed, and bring pedestrian facilities into Americans with Disabilities Act (ADA) compliance.

**Comments**

This project has not started. Bond funding is proposed for design and construction. This collector street is currently a combination of strip paving and curb and gutter improvements.

**Version** 2019 Proposed

		2019	2020	2021	2022	2023	2024	Total
<b>Revenue Sources</b>	<b>Fund</b>							
Bond Sale Proceeds	441100 - ARDSA CIP Bond	-	-	500	-	2,000	-	2,500
<b>Total (in thousands)</b>		-	-	<b>500</b>	-	<b>2,000</b>	-	<b>2,500</b>

**CBERRRSA Residential Pavement Rehabilitation**

<b>Project ID</b>	PW110980	<b>Department</b>	Project Management & Engineering
<b>Project Type</b>	Rehabilitation	<b>Start Date</b>	December 2012
<b>Location</b>	Assembly: Section 2, Seats A & C, 12-F: Chugiak/Gateway, 13-G: Fort Richardson/North Eagle River, 14-G: Eagle River/Chugach State Park, Community: Birchwood, Community: CBERRRSA Road Board, Community: Chugiak, Community: Eklutna Valley, Community: Eagle River	<b>End Date</b>	October 9999

**Description**

This project will fund pavement overlay, rehabilitation, and replacement projects throughout the Chugiak, Birchwood, Eagle River Rural Road Service Area (CBERRRSA). Some funding may also be used for drainage work as needed for the preservation of the roadway. Project priorities will be established by the CBERRRSA Board, Traffic, and Project Management & Engineering, with input from elected officials and the public. Projects to be funded are primarily local roads, but some trail rehab is also anticipated.

**Comments**

This is a continuing program that began in 2012 with many roads already done. State grant funding is proposed. Deteriorating pavement on CBERRRSA roads is increasing safety concerns and maintenance costs. Many of the local roads are showing their age and in many cases how poorly they were initially constructed. This program allows the Municipality to preserve the useful life of the road base and avoid much more expensive full reconstruction projects as well as improving the quality of life for residents.

The grant funding may be used for planning, design, utility work, obtaining rights of way and easements, construction, and any work associated with rehabilitating the streets in the CBERRRSA and their amenities.

---

**Version** 2019 Proposed

		2019	2020	2021	2022	2023	2024	Total
<b>Revenue Sources</b>	<b>Fund</b>							
SOA Grant Revenue-Direct	419900 - CBERRRSA CIP Grant	-	-	3,000	3,000	3,000	3,000	12,000
<b>Total (in thousands)</b>		<b>-</b>	<b>-</b>	<b>3,000</b>	<b>3,000</b>	<b>3,000</b>	<b>3,000</b>	<b>12,000</b>



**Chester Creek Cleanup**

<b>Project ID</b>	PW2014044	<b>Department</b>	Project Management & Engineering
<b>Project Type</b>	Rehabilitation	<b>Start Date</b>	October 2021
<b>Location</b>	Assembly: Section 1, Seat B, Assembly: Section 3, Seats D & E, Assembly: Section 4, Seats F & G, Assembly: Section 5, Seats H & I, 16-H: College Gate, 17-I: University, 18-I: Spenard, 19- J: Mountainview, 20-J: Downtown Anchorage, Community: Airport Heights, Community: Fairview, Community: North Star, Community: Russian Jack Park, Community: Rogers Park, Community: South Addition, Community: University Area	<b>End Date</b>	October 2023

**Description**

Remove downed trees and other impediments while maintaining a healthy fish habitat.

**Comments**

The project has not started. State grant funding is proposed. The storm and precipitation events that have occurred the last few years in the Anchorage bowl have resulted in many downed trees and related flooding issues in the Chester Creek basin.

The grant funding may be used for planning, design, utility relocation, easement acquisition, construction, and any activity related to the improvements mentioned above.

---

**Version** 2019 Proposed

		2019	2020	2021	2022	2023	2024	Total
<b>Revenue Sources</b>	<b>Fund</b>							
SOA Grant Revenue-Direct	401900 - Areawide General CIP Grant	-	-	500	-	-	-	500
<b>Total (in thousands)</b>		-	-	<b>500</b>	-	-	-	<b>500</b>

**Chester Creek Flooding - Lagoon to A St**

**Project ID** PME09779 **Department** Project Management & Engineering  
**Project Type** Improvement **Start Date** December 2014  
**Location** Assembly: Section 1, Seat B, Assembly: Section 3, Seats D & E, 18-l: Spenard, 20-J: Downtown Anchorage, Community: North Star, Community: South Addition, Community: Turnagain **End Date** October 2022

**Description**

A box culvert will be installed under Arctic Boulevard to increase the channel capacity at this bottleneck.

**Comments**

Design is on schedule to be completed in 2019. The 2020 bond amount is for construction funding in 2020.

A concept level flood evaluation study is underway. Flooding has occurred impacting homes adjacent to the creek. This project is a priority for residents along the creek and Street Maintenance. Construction funding is programmed with 2022 bonds.

Ranked as the #7 priority of the South Addition Community Council for 2019.

Ranked as the #16 priority of the Turnagain Community Council for 2019.

**Version** 2019 Proposed

		2019	2020	2021	2022	2023	2024	Total
<b>Revenue Sources</b>	<b>Fund</b>							
Bond Sale Proceeds	441100 - ARDSA CIP Bond	-	2,100	-	-	-	-	2,100
<b>Total (in thousands)</b>		<b>-</b>	<b>2,100</b>	<b>-</b>	<b>-</b>	<b>-</b>	<b>-</b>	<b>2,100</b>

**Chester Creek Sports Complex**

**Project ID** PW2012067 **Department** Project Management & Engineering  
**Project Type** Improvement **Start Date** July 2017  
**Location** Assembly: Areawide, HD-SD: Community-wide, Community: Areawide **End Date** October 2026

**Description**

Project will expand the arena parking lot by removing and replacing the North Kosinski baseball fields with an expanded parking lot that includes paving, a walkway to the arena, lighting, and relocation of Mulcahy Baseball Stadium. Parking lot is undersized due to location of several high public use facilities in close proximity. Kosinski baseball fields see limited use due to the development of the South Anchorage Sports Complex.

**Comments**

65% design complete for the stadium and parking lot. Project on hold until additional funding is obtained.

Ranked as the #4 priority for the Fairview Community Council for Parks & Rec projects for 2019.

---

**Version** 2019 Proposed

		2019	2020	2021	2022	2023	2024	Total
<b>Revenue Sources</b>	<b>Fund</b>							
SOA Grant Revenue-Direct	461900 - Anch Bowl Parks & Rec SA CIP Grant	-	-	11,500	-	-	-	11,500
<b>Total (in thousands)</b>		-	-	<b>11,500</b>	-	-	-	<b>11,500</b>

**Chugach State Park Access Improvements**

<b>Project ID</b>	PW2012037	<b>Department</b>	Project Management & Engineering
<b>Project Type</b>	Improvement	<b>Start Date</b>	October 2021
<b>Location</b>	Assembly: Section 5, Seats H & I, Assembly: Section 6, Seats J & K, 27-N: Basher, Community: Basher, Community: Bear Valley, Community: Glen Alps, Community: Hillside East, Community: Rabbit Creek, 28-N: South	<b>End Date</b>	December 2027

**Description**

Design and construct access improvements as identified in the Chugach State Park Alternate Access study.

**Comments**

State grant funding is proposed to continue development of secured access points as defined in the Chugach Park Access Plan.

The population growth of Anchorage and the increased popularity of Chugach State Park have created safety concerns. The high volume of vehicles driving to and parking near existing park access points has overwhelmed the existing facilities. Users typically park in the roadway or on private property near the access points.

The grant funding may be used for planning, study, design, utility work, obtaining rights of way and easements, construction, and any activity associated with enhancing access to Chugach State Park per recommendations and priority as established in the Chugach Park Access Plan.

Ranked as the #1 priority for the Rabbit Creek Community Council for 2019.

---

**Version** 2019 Proposed

		2019	2020	2021	2022	2023	2024	Total
<b>Revenue Sources</b>	<b>Fund</b>							
SOA Grant Revenue-Direct	401900 - Areawide General CIP Grant	-	-	500	500	500	500	2,000
<b>Total (in thousands)</b>		<b>-</b>	<b>-</b>	<b>500</b>	<b>500</b>	<b>500</b>	<b>500</b>	<b>2,000</b>

**Chugach Way Upgrade - Spenard Rd to Arctic Blvd**

**Project ID** PME2018012 **Department** Project Management & Engineering  
**Project Type** Upgrade **Start Date** June 2023  
**Location** Assembly: Section 3, Seats D & E, 18-l: Spenard, Community: Spenard **End Date** October 2027

**Description**

Upgrade to urban collector standards. Improvements are expected to include a new road base, curb and gutters, pedestrian facilities, bike lanes, lighting, and traffic calming appropriate to the road usage.

**Comments**

The project has not started. Bond funding is programmed for design and construction.

The Chugach Way neighborhood is an identified reinvestment area. It is a high-density residential area that connects to commercial corridors.

Ranked as the #2 priority for the Spenard Community Council for 2019.

---

**Version** 2019 Proposed

		2019	2020	2021	2022	2023	2024	Total
<b>Revenue Sources</b>	<b>Fund</b>							
Bond Sale Proceeds	441100 - ARDSA CIP Bond	-	-	-	-	750	1,500	2,250
<b>Total (in thousands)</b>		<b>-</b>	<b>-</b>	<b>-</b>	<b>-</b>	<b>750</b>	<b>1,500</b>	<b>2,250</b>

**Chugiak - Eagle River Areawide Aquifer Study**

**Project ID** PME09781 **Department** Project Management & Engineering  
**Project Type** New **Start Date** October 2021  
**Location** Assembly: Section 2, Seats A & C, 12-F: Chugiak/Gateway, 13-G: Fort Richardson/North Eagle River, 14-G: Eagle River/Chugach State Park, Community: Birchwood, Community: Chugiak, Community: Eagle River, Community: Eagle River Valley, Community: South Fork (E.R.) **End Date** October 2025

**Description**

This project will study the aquifer in the Chugiak-Eagle River area and make drainage plan recommendations.

**Comments**

This project has not started. State grant funding is proposed. Development in this region has produced a need for an areawide plan to handle future drainage needs. This project is a high priority for the area Community Councils.

Ranked as the #4 priority of the Birchwood Community Council for 2019.

Ranked as the #1 priority of the Chugiak Community Council for 2019.

**Version** 2019 Proposed

		2019	2020	2021	2022	2023	2024	Total
<b>Revenue Sources</b>	<b>Fund</b>							
SOA Grant Revenue-Direct	419900 - CBERRRSA CIP Grant	-	-	500	-	-	-	500
<b>Total (in thousands)</b>		-	-	<b>500</b>	-	-	-	<b>500</b>

**Chugiak - Eagle River Areawide Drainage Plan**

**Project ID** PME09963 **Department** Project Management & Engineering  
**Project Type** New **Start Date** December 2021  
**Location** Assembly: Section 2, Seats A & C, 12-F: Chugiak/Gateway, 13-G: Fort Richardson/North Eagle River, 14-G: Eagle River/Chugach State Park, Community: Birchwood, Community: Chugiak, Community: Eagle River, Community: Eagle River Valley, Community: South Fork (E.R.) **End Date** October 2025

**Description**

This project will develop a drainage plan for the Chugiak-Eagle River area.

**Comments**

This project has not started. State grant funding is proposed. Development in this region has produced a need for an areawide plan to handle future drainage needs. This project is a high priority for the area Community Councils.

Ranked as the #3 priority for the Birchwood Community Council for 2019.

Ranked as the #7 priority for the Chugiak Community Council for 2019.

**Version** 2019 Proposed

		2019	2020	2021	2022	2023	2024	Total
<b>Revenue Sources</b>	<b>Fund</b>							
SOA Grant Revenue-Direct	419900 - CBERRRSA CIP Grant	-	-	500	-	-	-	500
<b>Total (in thousands)</b>		-	-	<b>500</b>	-	-	-	<b>500</b>

**Citation Rd Upgrade - Eagle River Lp Rd to Eagle River Ln**

**Project ID** PME08020 **Department** Project Management & Engineering  
**Project Type** Upgrade **Start Date** November 2021  
**Location** Assembly: Section 2, Seats A & C, 14-  
 G: Eagle River/Chugach State Park,  
 Community: Eagle River Valley **End Date** October 2026

**Description**

This project will upgrade this local road to urban standards including a new road base, curbs, pavement, drainage, street lighting, and pedestrian facilities.

**Comments**

This project has not started. State grant funding is proposed. This project is a priority for the Chugiak, Birchwood, Eagle River Rural Road Service Area (CBERRRSA) Board. This local road has never been constructed to urban standards.

The grant funding may be used for planning, design, utility work, obtaining rights of way and easements, construction, and any work associated with upgrading the roadway and its amenities.

---

**Version** 2019 Proposed

		2019	2020	2021	2022	2023	2024	Total
<b>Revenue Sources</b>	<b>Fund</b>							
SOA Grant Revenue-Direct	419900 - CBERRRSA CIP Grant	-	-	2,000	-	6,000	-	8,000
<b>Total (in thousands)</b>		-	-	<b>2,000</b>	-	<b>6,000</b>	-	<b>8,000</b>



**Columbine St Area Drainage Improvements**

**Project ID** PW2014010 **Department** Project Management & Engineering  
**Project Type** Replacement **Start Date** October 2022  
**Location** Assembly: Section 4, Seats F & G, 19-J: Mountainview, Community: Airport Heights **End Date** October 2026

**Description**

Replace the existing storm drain pipe in the Columbine Street area. Resurface pavement and restore curbs as needed.

**Comments**

The project has not started. Project funding is programmed as a combination of state grants and local road bonds. The storm drain in Columbine Street was identified as failing during the Alexander Avenue project. This project will assess the condition of the pipe north of Alexander Avenue and replace or slip line.

The grant may be used for planning, design, utility relocation, easement acquisition, construction, and any other activity associated with the drainage improvements in the Columbine Street area.

---

**Version** 2019 Proposed

		2019	2020	2021	2022	2023	2024	Total
<b>Revenue Sources</b>	<b>Fund</b>							
Bond Sale Proceeds	441100 - ARDSA CIP Bond	-	-	-	1,000	-	5,000	6,000
<b>Total (in thousands)</b>		-	-	-	<b>1,000</b>	-	<b>5,000</b>	<b>6,000</b>

**Commercial Dr Surface Rehab - 3rd Ave to Mountain View Dr**

**Project ID** PW2012042 **Department** Project Management & Engineering  
**Project Type** Rehabilitation **Start Date** October 2019  
**Location** Assembly: Section 1, Seat B, 19-J: Mountainview, Community: Mountain View **End Date** October 2022

**Description**

This project will rehabilitate the surface of the roadway, repair any worn or damaged curbs, and bring pedestrian facilities into Americans with Disabilities Act (ADA) compliance.

**Comments**

This project has not started. Bond funding is proposed for design, utility work, obtaining rights of way and easements, construction, and any activity associated with rehabilitating the roadway and its amenities.

The condition of the road surface is deteriorating as evidenced by rutting and pot holing.

Ranked as the #7 priority of the Mountain View Community Council for 2019.

---

**Version** 2019 Proposed

		2019	2020	2021	2022	2023	2024	Total
<b>Revenue Sources</b>	<b>Fund</b>							
Bond Sale Proceeds	441100 - ARDSA CIP Bond	500	3,000	-	-	-	-	3,500
<b>Total (in thousands)</b>		<b>500</b>	<b>3,000</b>	<b>-</b>	<b>-</b>	<b>-</b>	<b>-</b>	<b>3,500</b>

**Cordova St ADA Improvements - 3rd Ave to 16th Ave**

**Project ID** PW2013012 **Department** Project Management & Engineering  
**Project Type** Improvement **Start Date** October 2021  
**Location** Assembly: Section 1, Seat B, 20-J: Downtown Anchorage, Community: Downtown, Community: Fairview **End Date** October 2026

**Description**

Construct safety improvements in the Cordova Street corridor that will bring the pedestrian facilities into compliance with the Americans with Disabilities Act (ADA).

**Comments**

The project has not started. State grant funding is proposed.

The project is a high priority for the Fairview Community Council. Many of the pedestrian facilities along Cordova do not meet ADA standards.

The grant funding may be used for planning, design, utility relocation, easement acquisition, construction, and any other activity associated with the ADA improvements.

**Version** 2019 Proposed

		2019	2020	2021	2022	2023	2024	Total
<b>Revenue Sources</b>	<b>Fund</b>							
SOA Grant Revenue-Direct	441900 - ARDSA CIP Grant	-	-	1,000	-	-	-	1,000
<b>Total (in thousands)</b>		<b>-</b>	<b>-</b>	<b>1,000</b>	<b>-</b>	<b>-</b>	<b>-</b>	<b>1,000</b>

**Cordova St Lighting Improvements - 3rd Ave to 16th Ave**

<b>Project ID</b>	PW2013021	<b>Department</b>	Project Management & Engineering
<b>Project Type</b>	Improvement	<b>Start Date</b>	October 2023
<b>Location</b>	Assembly: Section 1, Seat B, 20-J: Downtown Anchorage, Community: Downtown	<b>End Date</b>	October 2027

**Description**

Install lighting improvements that will enhance safety for both vehicular and non-motorized users of the corridor.

**Comments**

The project has not started. State grant funding is proposed. This project was a recommendation of the earlier study of the Cordova Street corridor.

The grant funding may be used for planning, design, utility relocations, easement acquisition, construction, and any other activity associated with lighting improvements in the Cordova Street corridor.

**Version** 2019 Proposed

		2019	2020	2021	2022	2023	2024	Total
<b>Revenue Sources</b>	<b>Fund</b>							
SOA Grant Revenue-Direct	441900 - ARDSA CIP Grant	-	-	-	-	1,000	-	1,000
<b>Total (in thousands)</b>		-	-	-	-	<b>1,000</b>	-	<b>1,000</b>

**Cordova St Trail Connections to Ship Creek and Chester Creek**

<b>Project ID</b>	PW2013020	<b>Department</b>	Project Management & Engineering
<b>Project Type</b>	Extension	<b>Start Date</b>	October 2022
<b>Location</b>	Assembly: Section 1, Seat B, 20-J: Downtown Anchorage, Community: Downtown	<b>End Date</b>	October 2026

**Description**

This project will construct a pedestrian/bicycle connection between Cordova Street and the Ship Creek Trail. In addition, a crossing on 16th Avenue will be installed and signage placed to direct users to the Chester Creek Trail.

**Comments**

This project has not started. State grant funding is proposed. Cordova Street is a heavily used pedestrian and bicycle corridor without a good connection to either Ship Creek Trail or Chester Creek Trail.

The grant funding may be used for planning, design, utility relocations, easement acquisition, construction, and any other activity associated with establishing the connections between Cordova Street and the existing trail systems.

Ranked as the #8 priority for the Fairview Community Council for 2019.

**Version** 2019 Proposed

		2019	2020	2021	2022	2023	2024	Total
<b>Revenue Sources</b>	<b>Fund</b>							
SOA Grant Revenue-Direct	441900 - ARDSA CIP Grant	-	-	-	500	-	1,000	1,500
<b>Total (in thousands)</b>		-	-	-	<b>500</b>	-	<b>1,000</b>	<b>1,500</b>

**Country Woods Subdivision Area Road Reconstruction**

**Project ID** PW2013005 **Department** Project Management & Engineering  
**Project Type** Reconstruction **Start Date** June 2021  
**Location** Assembly: Section 3, Seats D & E, 22-K: Sand Lake, Community: Sand Lake **End Date** October 2026

**Description**

This project will reconstruct the local roads in the Country Woods Subdivision area. The improvements are expected to include a new road base, storm drain installation and/or replacement, pedestrian facilities if warranted, street lights, and landscaping.

**Comments**

The project has not started. The 2021 request is intended for design. Future requests will fund utility relocations, easement acquisition, and construction.

The funding may be used for planning, design, utility relocation, right of way acquisition, construction, and any other amenities associated with the improvements to the roadways.

---

**Version** 2019 Proposed

		2019	2020	2021	2022	2023	2024	Total
<b>Revenue Sources</b>	<b>Fund</b>							
Bond Sale Proceeds	441100 - ARDSA CIP Bond	-	-	750	2,250	6,000	6,000	15,000
<b>Total (in thousands)</b>		<b>-</b>	<b>-</b>	<b>750</b>	<b>2,250</b>	<b>6,000</b>	<b>6,000</b>	<b>15,000</b>

**Dale St Pedestrian Improvements - 40th Ave to Tudor Rd**

**Project ID** PW2014034 **Department** Project Management & Engineering  
**Project Type** Improvement **Start Date** October 2021  
**Location** Assembly: Section 4, Seats F & G, 17-I: University, Community: University Area **End Date** October 2025

**Description**

Construct pedestrian facilities on Dale Street from 40th Avenue to Tudor Road.

**Comments**

The project has not started. State grant funding is proposed. This local street connects a large high density residential area with a commercial district, hospitals, and universities. Safety dictates the need for a pedestrian facility that is separated by space or a curb from the traffic lanes.

The grant funding may be used for planning, design, utility relocation, easement acquisition, construction, and any activity associated with the improvements described above.

Ranked as the #5 priority for the University Area Community Council for 2019.

---

**Version** 2019 Proposed

		2019	2020	2021	2022	2023	2024	Total
<b>Revenue Sources</b>	<b>Fund</b>							
SOA Grant Revenue-Direct	441900 - ARDSA CIP Grant	-	-	900	-	-	-	900
<b>Total (in thousands)</b>		-	-	<b>900</b>	-	-	-	<b>900</b>

**Dowling and Sunchase Bus Turnout/Stop**

**Project ID** PW2012060 **Department** Project Management & Engineering  
**Project Type** New **Start Date** October 2018  
**Location** Assembly: Section 4, Seats F & G, **End Date** October 2021  
 Community: Campbell Park, 15-H:  
 Elmendorf

**Description**

This project will construct a bus stop, including a place for a school bus to turn around, that is off Dowling Road.

**Comments**

Project is in the design study phase. Construction funding is programmed in 2020 with bonds. The bus stop for the schoolchildren that live in the vicinity of Sunchase Circle is along the four-lane East Dowling Road.

**Version** 2019 Proposed

		2019	2020	2021	2022	2023	2024	Total
<b>Revenue Sources</b>	<b>Fund</b>							
Bond Sale Proceeds	441100 - ARDSA CIP Bond	-	200	-	-	-	-	200
<b>Total (in thousands)</b>		-	<b>200</b>	-	-	-	-	<b>200</b>



**Downtown Lighting and Signals Upgrades**

**Project ID** PW2014084 **Department** Project Management & Engineering  
**Project Type** Upgrade **Start Date** July 2015  
**Location** Assembly: Section 1, Seat B, 20-J: Downtown Anchorage, Community: Downtown **End Date** October 2035

**Description**

Identify the electrical needs in the district and develop a plan for a systematic overhaul of the lighting and signals. Design and construct the recommended upgrades.

**Comments**

Design study is complete. Priorities have been identified. The proposed funding is a placeholder for major renovations or replacements that will be needed for construction in the coming years. More precise scopes will be developed and more accurate costs identified as design and public involvement progresses. A thorough analysis is needed of all downtown electrical including street lights, pedestrian lights, and traffic signals. Some of the project area is in an Reinvest Focus Area (RFA) as identified in the Anchorage 2040 Land Use Plan. This project is a priority for Traffic Engineering, Street Maintenance, and Project Management & Engineering.

Ranked as the #1 priority for the Downtown Community Council for 2019.

**Version** 2019 Proposed

		2019	2020	2021	2022	2023	2024	Total
<b>Revenue Sources</b>	<b>Fund</b>							
Bond Sale Proceeds	441100 - ARDSA CIP Bond	-	-	2,000	2,000	2,000	2,000	8,000
<b>Total (in thousands)</b>		<b>-</b>	<b>-</b>	<b>2,000</b>	<b>2,000</b>	<b>2,000</b>	<b>2,000</b>	<b>8,000</b>

**Duben Ave Upgrade - Muldoon Rd to Bolin St**

**Project ID** PME77091 **Department** Project Management & Engineering  
**Project Type** Upgrade **Start Date** September 2012  
**Location** Assembly: Section 2, Seats A & C, **End Date** October 2025  
 Assembly: Section 5, Seats H & I,  
 Community: Northeast, 15-H: Elmendorf

**Description**

This project will upgrade a major local road to urban standards. Improvements are expected to include a new road base, curbs, pavement, storm drainage, pedestrian facilities, and landscaping.

**Comments**

Construction funding is programmed with local road bonds. Design was funded with a prior state grant and is underway. Right of way acquisition has also begun. This is a strip paved road with inadequate drainage, pedestrian, and lighting facilities. This project is a priority for the Northeast Community Council.

---

**Version** 2019 Proposed

		2019	2020	2021	2022	2023	2024	Total
<b>Revenue Sources</b>	<b>Fund</b>							
Bond Sale Proceeds	441100 - ARDSA CIP Bond	-	1,000	-	8,200	-	-	9,200
<b>Total (in thousands)</b>		<b>-</b>	<b>1,000</b>	<b>-</b>	<b>8,200</b>	<b>-</b>	<b>-</b>	<b>9,200</b>

**E 20th Ave Pedestrian Improvements - Tikishla Park to Bragraw St**

**Project ID** PW2014027 **Department** Project Management & Engineering  
**Project Type** Improvement **Start Date** October 2014  
**Location** Assembly: Section 4, Seats F & G, 19-J: Mountainview, Community: Airport Heights **End Date** October 2022

**Description**

Construct a pedestrian facility on East 20th Avenue. The project scope also include sidewalks and/or trails are also planned for Norene Street north to 16th Avenue and Nichols Street south to East Northern Lights Boulevard. Lighting improvements are also under consideration.

**Comments**

Design was funded with a 2014 state grant and is underway. Construction funding is proposed with local road bonds. The project is a priority for the Airport Heights Community Council and in the Anchorage Pedestrian Plan. The project area is in a future priority Reinvest Focus Area (RFA) as identified in the Anchorage 2040 Land Use Plan.

---

**Version** 2019 Proposed

		2019	2020	2021	2022	2023	2024	Total
<b>Revenue Sources</b>	<b>Fund</b>							
Bond Sale Proceeds	441100 - ARDSA CIP Bond	-	3,250	-	-	-	-	3,250
<b>Total (in thousands)</b>		<b>-</b>	<b>3,250</b>	<b>-</b>	<b>-</b>	<b>-</b>	<b>-</b>	<b>3,250</b>

**E 68th Ave/Greenwood Dr Area Drainage Improvements**

**Project ID** PME2017008 **Department** Project Management & Engineering  
**Project Type** Improvement **Start Date** June 2019  
**Location** Assembly: Section 4, Seats F & G, 23-L: **End Date** October 2021  
 Taku, Community: Taku/Campbell

**Description**

The project will construct drainage improvements along Greenwood Drive going south from the intersection of 68th Avenue. The project is a continuation of work completed in 2016. Improvements may include installing new storm drain pipe and culverts and reshaping the road surface before resurfacing it.

**Comments**

This is Phase II of improvements along Greenwood Drive. Construction is anticipated in 2019 with local road bonds. The project area is in a future priority Reinvest Focus Area (RFA) as identified in the Anchorage 2040 Land Use Plan.

**Version** 2019 Proposed

		2019	2020	2021	2022	2023	2024	Total
<b>Revenue Sources</b>	<b>Fund</b>							
Bond Sale Proceeds	441100 - ARDSA CIP Bond	300	-	-	-	-	-	300
<b>Total (in thousands)</b>		<b>300</b>	<b>-</b>	<b>-</b>	<b>-</b>	<b>-</b>	<b>-</b>	<b>300</b>

**Eagle River Ln Upgrade - Eagle River Rd to Ptarmigan Blvd**

<b>Project ID</b>	PME08074	<b>Department</b>	Project Management & Engineering
<b>Project Type</b>	Upgrade	<b>Start Date</b>	October 2021
<b>Location</b>	Assembly: Section 2, Seats A & C, 14-G: Eagle River/Chugach State Park, Community: Eagle River Valley	<b>End Date</b>	October 2026

**Description**

This project will construct a two-lane facility that meets collector street design standards. Improvements are expected to include two driving lanes, pedestrian facilities, drainage, street lighting, and landscaping.

**Comments**

The project has not started. State grant funding is proposed.

This road has never been constructed to collector street standards. It serves Ravenwood Elementary School and a rapidly developing residential area. The existing street lacks pedestrian facilities and adequate street lighting. The slope of the road especially at the Ptarmigan Blvd pedestrian crossing is also a concern.

The grant funding may be used for planning, design, utility work, obtaining rights of way and easements, construction, and any work associated with upgrading the roadway and its amenities.

---

**Version** 2019 Proposed

		2019	2020	2021	2022	2023	2024	Total
<b>Revenue Sources</b>	<b>Fund</b>							
SOA Grant Revenue-Direct	419900 - CBERRRSA CIP Grant	-	-	1,000	-	3,400	-	4,400
<b>Total (in thousands)</b>		-	-	<b>1,000</b>	-	<b>3,400</b>	-	<b>4,400</b>

**Eagle River Traffic Mitigation Phase I - Business Blvd to Eagle River Rd**

<b>Project ID</b>	PW2011001	<b>Department</b>	Project Management & Engineering
<b>Project Type</b>	Improvement	<b>Start Date</b>	September 2011
<b>Location</b>	Assembly: Section 2, Seats A & C, 26-M: Huffman, 14-G: Eagle River/Chugach State Park, Community: Eagle River	<b>End Date</b>	October 2026

**Description**

This request will complete construction funding for Phase I improvements that will provide better access for Business Boulevard Eagle River Road and Artillery Road through the downtown Eagle River business district. Improvements to the intersection will be undertaken first and then the connection of Business Boulevard will be constructed.

**Comments**

This project will study specific ways to provide better access to Business Boulevard from Eagle River Road and then construct the selected alternative. The exact scope will be determined during the design process, which will include public involvement. Significant right of way acquisition is anticipated.

This project was recommended in the Eagle River Central Business District (CBD) study (2011) to enhance traffic circulation in the Eagle River CBD area. The growth of the Eagle River area has strained the existing road network beyond its functioning capacity. New connections were identified in the Eagle River CBD study to promote enhanced traffic circulation. This is the first alternative to receive funding and has strong support from the Eagle River Chamber of Commerce. The primary purpose of this new connection is relieve pressure from the overly crowded Old Glenn Highway.

The grant funding may be used for study and design work, including public involvement, utility work, obtaining rights of way and easements, and any work associated with the improvements described above or associated amenities.

---

**Version** 2019 Proposed

		2019	2020	2021	2022	2023	2024	Total
<b>Revenue Sources</b>	<b>Fund</b>							
SOA Grant Revenue-Direct	419900 - CBERRRSA CIP Grant	-	-	1,000	-	25,000	-	26,000
<b>Total (in thousands)</b>		-	-	<b>1,000</b>	-	<b>25,000</b>	-	<b>26,000</b>

**Eagle River/Chugiak Road and Drainage Rehab**

<b>Project ID</b>	PME77064	<b>Department</b>	Project Management & Engineering
<b>Project Type</b>	Upgrade	<b>Start Date</b>	April 2008
<b>Location</b>	Assembly: Section 2, Seats A & C, 26-M: Huffman, 12-F: Chugiak/Gateway, 13-G: Fort Richardson/North Eagle River, 14-G: Eagle River/Chugach State Park, Community: Birchwood, Community: Chugiak, Community: Eklutna Valley, Community: Eagle River, Community: Eagle River Valley, Community: South Fork (E.R.)	<b>End Date</b>	December 9999

**Description**

This project will resurface, reconstruct, and upgrade local roads and construct drainage improvements within the Chugiak Birchwood Eagle River Rural Road Service Area (CBERRRSA). Specific projects will be identified by the local road board in coordination with local assembly representatives. State grant funds will be combined with a \$600,000 annual mill levy contribution from CBERRRSA.

**Comments**

Annual funding is proposed as a partnership of local CBERRRSA capital mill levy and state grants. The CBERRRSA Board manages funding collected through property taxes for road and drainage improvements in their area. The local road board evaluates and prioritizes projects for funding. This project is a high priority for the Birchwood and Chugiak Community Councils. Road and drainage needs exist throughout the service area.

The grant funding may be used for planning, design, utility work, obtaining rights of way and easements, and any work associated with resurfacing or upgrading the CBERRRSA roadways and their amenities.

Ranked as the #2 priority of the Birchwood Community Council for 2019.  
Ranked as the #8 priority of the Chugiak Community Council for 2019.

**Version** 2019 Proposed

		2019	2020	2021	2022	2023	2024	Total
<b>Revenue Sources</b>	<b>Fund</b>							
Restricted Contributions	419800 - CBERRRSA CIP Contributions	600	600	600	600	600	600	3,600
SOA Grant Revenue-Direct	419900 - CBERRRSA CIP Grant	-	-	1,400	1,400	1,400	1,400	5,600
<b>Total (in thousands)</b>		<b>600</b>	<b>600</b>	<b>2,000</b>	<b>2,000</b>	<b>2,000</b>	<b>2,000</b>	<b>9,200</b>

**Eagle St Surface Rehab - 3rd Ave to 6th Ave**

**Project ID** PW2014017 **Department** Project Management & Engineering  
**Project Type** Rehabilitation **Start Date** October 2023  
**Location** Assembly: Section 1, Seat B, 20-J: Downtown Anchorage, Community: Downtown **End Date** October 2028

**Description**

Resurface the roadway, repair/replace curbs as needed, and bring pedestrian facilities into Americans with Disabilities Act (ADA) compliance.

**Comments**

The project has not started. This busy downtown street rated a Condition C in the 2014 Governmental Accounting Standards Board road survey. The project is a priority for the Downtown Community Council. Project funding is proposed through a combination of state grants and local road bonds.

The grant funding may be used for planning, design, utility relocation, easement acquisition, construction.

Ranked as the #6 priority for the Downtown Community Council for 2019.

**Version** 2019 Proposed

		2019	2020	2021	2022	2023	2024	Total
<b>Revenue Sources</b>	<b>Fund</b>							
SOA Grant Revenue-Direct	441900 - ARDSA CIP Grant	-	-	-	-	1,000	-	1,000
<b>Total (in thousands)</b>		-	-	-	-	<b>1,000</b>	-	<b>1,000</b>



**East Northern Lights Blvd Pedestrian Overpass ADA Improvements at Rogers Park Elementary**

**Project ID** PW2011006 **Department** Project Management & Engineering  
**Project Type** Improvement **Start Date** October 2020  
**Location** Assembly: Section 4, Seats F & G, 17-I: University, 18-I: Spenard, Community: Rogers Park **End Date** October 2024

**Description**

Replace the existing overpass with an Americans with Disabilities Act (ADA) compliant structure.

**Comments**

A study determined that the existing structure needs to be replaced.

The grant funding may be used for planning, design, utility work, obtaining rights of way and easements, construction, and any activity associated with constructing the improvements from the study.

Ranked as the #5 priority of the Rogers Park Community Council for 2019.

**Version** 2019 Proposed

		2019	2020	2021	2022	2023	2024	Total
<b>Revenue Sources</b>	<b>Fund</b>							
SOA Grant Revenue-Direct	441900 - ARDSA CIP Grant	-	-	-	-	-	5,100	5,100
<b>Total (in thousands)</b>		-	-	-	-	-	<b>5,100</b>	<b>5,100</b>

**Elmrich Subdivision Area Drainage**

**Project ID** PW2014047 **Department** Project Management & Engineering  
**Project Type** Improvement **Start Date** October 2021  
**Location** Assembly: Section 2, Seats A & C, **End Date** October 2024  
 Assembly: Section 5, Seats H & I,  
 Community: Northeast, 15-H: Elmendorf

**Description**

Construct drainage improvements in the Elmrich subdivision area.

**Comments**

The project has not started. State grant funding is proposed. Glaciation and flooding impact safety in this subdivision. This project is a priority for the Northeast Community Council.

The grant funding may be used for planning, design, utility relocation, easement acquisition, construction, and any activity related to the improvements mentioned above.

**Version** 2019 Proposed

		2019	2020	2021	2022	2023	2024	Total
<b>Revenue Sources</b>	<b>Fund</b>							
SOA Grant Revenue-Direct	441900 - ARDSA CIP Grant	-	-	100	-	-	-	100
<b>Total (in thousands)</b>		-	-	<b>100</b>	-	-	-	<b>100</b>

**Fairview Area Alley Paving**

**Project ID** PW2014019 **Department** Project Management & Engineering  
**Project Type** Improvement **Start Date** October 2020  
**Location** Assembly: Section 1, Seat B, 20-J: Downtown Anchorage, Community: Fairview **End Date** October 2024

**Description**

Identify unpaved alleys in Fairview and then pave.

**Comments**

The project has not started. State grant funding is proposed. The project is a priority for the Fairview Community Council.

Ranked as the #12 priority for the Fairview Community Council for 2019.

---

**Version** 2019 Proposed

		2019	2020	2021	2022	2023	2024	Total
<b>Revenue Sources</b>	<b>Fund</b>							
SOA Grant Revenue-Direct	441900 - ARDSA CIP Grant	-	-	2,000	-	-	-	2,000
<b>Total (in thousands)</b>		-	-	<b>2,000</b>	-	-	-	<b>2,000</b>

**Fairview Area Lighting Upgrades**

**Project ID** PW2014035 **Department** Project Management & Engineering  
**Project Type** Improvement **Start Date** October 2021  
**Location** Assembly: Section 1, Seat B, 20-J: Downtown Anchorage, Community: Fairview **End Date** October 2025

**Description**

Identify key locations by working with the community and the Anchorage Police Department (APD). Install LED lighting.

**Comments**

The project has not started. State grant funding is proposed.

The lack of ideal lighting has led to excess criminal activity in some parts of Fairview. A recent study by APD revealed reduced crime incident in an area lighted by LED versus the high pressure sodium style street lights.

The grant funding may be used for planning, design, utility relocation, easement acquisition, construction, and any activity associated with the improvements described above.

Ranked as the #21 priority for the Fairview Community Council for 2019.

**Version** 2019 Proposed

		2019	2020	2021	2022	2023	2024	Total
<b>Revenue Sources</b>	<b>Fund</b>							
SOA Grant Revenue-Direct	441900 - ARDSA CIP Grant	-	-	1,000	-	-	-	1,000
<b>Total (in thousands)</b>		-	-	<b>1,000</b>	-	-	-	<b>1,000</b>

**Fireweed Ln at Arctic Blvd Pedestrian Safety**

**Project ID** PME09774 **Department** Project Management & Engineering  
**Project Type** Improvement **Start Date** December 2021  
**Location** Assembly: Section 3, Seats D & E, 18-l: Spenard, Community: North Star, Community: Spenard **End Date** October 2026

**Description**

This project will construct pedestrian safety improvements to this intersection.

**Comments**

The project has not started. State grant funding is proposed.

This project is ranked number 11 out of 319 in the Anchorage Pedestrian Plan. This project is a high priority for the North Star Community Council. This is a high volume pedestrian area located between a residential area and the mid-town commercial district.

The grant funding may be used for planning, design, utility work, obtaining rights of way and easements, construction, and any work associated with the improvements described above or associated amenities.

---

**Version** 2019 Proposed

		2019	2020	2021	2022	2023	2024	Total
<b>Revenue Sources</b>	<b>Fund</b>							
SOA Grant Revenue-Direct	441900 - ARDSA CIP Grant	-	-	200	-	500	-	700
<b>Total (in thousands)</b>		<b>-</b>	<b>-</b>	<b>200</b>	<b>-</b>	<b>500</b>	<b>-</b>	<b>700</b>

**Fish Creek Improvements Phase V - Cook Inlet to Lake Otis Pkwy**

**Project ID** PME2000001 **Department** Project Management & Engineering  
**Project Type** Improvement **Start Date** June 2017  
**Location** Assembly: Section 4, Seats F & G, 17-l: **End Date** October 2022  
 University, Community: Campbell Park,  
 Community: Tudor Area

**Description**

This project will construct water quality and drainage capacity improvements on Fish Creek. The possible scope for Phase V improvements may include slip lining the pipe the creek flows through under the Seward Highway.

**Comments**

Several phases have previously been funded and constructed. Development has affected the natural flow of the creek and creek capacity is inadequate for current flow. The goal of the improvements will be to maintain the municipal water quality Best Management Practices (BMP) program. This project is the top priority for the Tudor Area Community Council.

Ranked as the #7 priority of the Spenard Community Council for 2019.  
 Ranked as the #11 priority of the Turnagain Community Council for 2019.

**Version** 2019 Proposed

		2019	2020	2021	2022	2023	2024	Total
<b>Revenue Sources</b>	<b>Fund</b>							
Bond Sale Proceeds	441100 - ARDSA CIP Bond	-	500	-	-	-	-	500
<b>Total (in thousands)</b>		<b>-</b>	<b>500</b>	<b>-</b>	<b>-</b>	<b>-</b>	<b>-</b>	<b>500</b>

**Flooding, Glaciation, and Drainage Annual Program**

<b>Project ID</b>	PME55107	<b>Department</b>	Project Management & Engineering
<b>Project Type</b>	Improvement	<b>Start Date</b>	May 2005
<b>Location</b>	Assembly: Areawide, HD 50: Anchorage Areawide, Community: Areawide	<b>End Date</b>	December 9999

**Description**

This project will design and construct drainage projects throughout Anchorage Roads & Draining Service Area (ARDSA). The goal of improvements is to improve safety, water quality, and reduce operation and maintenance costs and flooding. Improvements typically include curb installation and repair, catch basin and storm drain installation and repair, ditching, culverts, and rehabilitation or upgrades to water quality facilities such as sedimentation basins. Some of the areas that may receive funding through this program include but are not limited to:

- Fish Creek
- Chester Creek
- Columbine St
- Old Seward Hwy/International Airport Rd
- Spinnaker
- Silver Spruce Dr

**Comments**

Design and construction funding is proposed annually. Funding may also be used to match Department of Environmental Conservation (DEC) grants. Many small drainage problems, typically related to flooding and glaciation, have been identified throughout the municipality by maintenance staff, community councils, and the public. Water quality at storm drain outfalls is also a concern. This funding focuses on fixing the most severe problems.

**Version** 2019 Proposed

		2019	2020	2021	2022	2023	2024	Total
<b>Revenue Sources</b>	<b>Fund</b>							
Bond Sale Proceeds	441100 - ARDSA CIP Bond	1,400	2,000	2,000	2,000	2,000	2,000	11,400
<b>Total (in thousands)</b>		<b>1,400</b>	<b>2,000</b>	<b>2,000</b>	<b>2,000</b>	<b>2,000</b>	<b>2,000</b>	<b>11,400</b>

**O & M Costs**

Cntrtual Svcs Othr		15	15	15	15	15	-	75
<b>Total (in thousands)</b>		<b>15</b>	<b>15</b>	<b>15</b>	<b>15</b>	<b>15</b>	<b>-</b>	<b>75</b>

**Four Seasons Mobile Home Park Area Storm Drain Improvements**

**Project ID** PW2015005 **Department** Project Management & Engineering  
**Project Type** Replacement **Start Date** June 2018  
**Location** Assembly: Section 5, Seats H & I, 16-H: College Gate, Community: Northeast **End Date** October 2022

**Description**

Replace or slip line the storm drain from East 4th Avenue on Newell Street to Boniface Parkway.

**Comments**

An engineering analysis and design has been done. Construction funding is programmed for construction. According to an investigation by Street Maintenance, the bottom of this 48" pipe is rotting out and the top is pulling down in many spots. The pipe is a major conveyor of drainage from the northeast corner of Muldoon.

**Version** 2019 Proposed

		2019	2020	2021	2022	2023	2024	Total
<b>Revenue Sources</b>	<b>Fund</b>							
Bond Sale Proceeds	441100 - ARDSA CIP Bond	400	1,600	-	-	-	-	2,000
<b>Total (in thousands)</b>		<b>400</b>	<b>1,600</b>	<b>-</b>	<b>-</b>	<b>-</b>	<b>-</b>	<b>2,000</b>



**Geneva Woods South Subd Area Drainage Improvements**

**Project ID** PME2018015 **Department** Project Management & Engineering  
**Project Type** Rehabilitation **Start Date** June 2020  
**Location** Assembly: Section 4, Seats F & G, 18-l: Spenard, Community: Tudor Area **End Date** October 2023

**Description**

Slip line or replace the existing pipe.

**Comments**

A sinkhole was repaired in March 2018 indicating the need for a remedy. The pipe will be viewed via closed circuit television (CCTV) to determine if it can be slip lined. Otherwise, it will need to be replaced. The project is a high priority for Street Maintenance.

**Version** 2019 Proposed

		2019	2020	2021	2022	2023	2024	Total
<b>Revenue Sources</b>	<b>Fund</b>							
Bond Sale Proceeds	441100 - ARDSA CIP Bond	-	400	1,600	-	-	-	2,000
<b>Total (in thousands)</b>		<b>-</b>	<b>400</b>	<b>1,600</b>	<b>-</b>	<b>-</b>	<b>-</b>	<b>2,000</b>

**Gilmore and Prosperity Estates Subd Area Road Resurfacing**

**Project ID** PW2014079 **Department** Project Management & Engineering  
**Project Type** Rehabilitation **Start Date** October 2014  
**Location** Assembly: Section 5, Seats H & I, 16-H: College Gate, Community: Northeast **End Date** October 2024

**Description**

Resurface the roadways with digouts where needed to reestablish a solid road base. Replace curb as needed. Remove vegetation and resurface trail from More Lane to Prosperity Drive.

**Comments**

Design study was funded with a 2014 state grant. State grant funding is proposed for construction.

The roads in these subdivisions to the west of Beaver Place are experiencing frost heaves, cracking, pot holes, and curb jacking. The trail from More Lane to Prosperity Drive has been overgrown with vegetation.

**Version** 2019 Proposed

		2019	2020	2021	2022	2023	2024	Total
<b>Revenue Sources</b>	<b>Fund</b>							
SOA Grant Revenue-Direct	441900 - ARDSA CIP Grant	-	-	2,000	-	-	-	2,000
<b>Total (in thousands)</b>		-	-	<b>2,000</b>	-	-	-	<b>2,000</b>

**Girdwood Airport Access Road Reconstruction**

<b>Project ID</b>	PME07060	<b>Department</b>	Project Management & Engineering
<b>Project Type</b>	Reconstruction	<b>Start Date</b>	October 2021
<b>Location</b>	Assembly: Section 6, Seats J & K, Community: Girdwood Valley, 28-N: South	<b>End Date</b>	October 2026

**Description**

This project will reconstruct the access road to the Girdwood Airport. Road and drainage work is expected on Mount Hood Drive, Davos Road, and Donner Drive. Improvements are expected to include road base reconstruction, drainage, and paving.

**Comments**

This project has not started, but it is a high transportation priority for Girdwood. State grant funding is proposed.

This is the only access road to the Girdwood Airport. Flooding, glaciation, and poor road conditions make access difficult at times.

The grant funding may be used for planning, design, utility work, obtaining rights of way and easements, construction, and any work associated with upgrading the roadway and its amenities.

---

**Version** 2019 Proposed

		2019	2020	2021	2022	2023	2024	Total
<b>Revenue Sources</b>	<b>Fund</b>							
SOA Grant Revenue-Direct	406900 - Girdwood Valley SA CIP Grant	-	-	1,200	-	2,400	-	3,600
<b>Total (in thousands)</b>		-	-	<b>1,200</b>	-	<b>2,400</b>	-	<b>3,600</b>

**Girdwood Comprehensive Road and Drainage Study**

<b>Project ID</b>	PW2013032	<b>Department</b>	Project Management & Engineering
<b>Project Type</b>	Rehabilitation	<b>Start Date</b>	October 2021
<b>Location</b>	Assembly: Section 6, Seats J & K, Community: Girdwood Valley	<b>End Date</b>	October 2024

**Description**

This study will complete a draft 2006 drainage study that was not finished, and it will also identify road issues for the Girdwood Service area. The main purpose of this study is to create a comprehensive and prioritized plan for future road and drainage improvements. The study would give the community an estimated cost with each improvement.

**Comments**

Drainage in Girdwood's four-season, rainforest micro-climate has never been fully addressed in the planning and development of the community. The result has been chronic issues that are unsafe for users, problematic for fire and rescue equipment, and detrimental to the development of housing and businesses. Case-by-case mitigation of drainage issues is expensive and inefficient.

Road and drainage improvements will benefit to all who use Girdwood roads, including pedestrians, bicyclists, private vehicle and motor coaches, improving year round to access city, state and federal recreational lands, businesses and homes. Road and drainage infrastructure in Girdwood's rainforest micro-climate is fundamental in the success of all elements of business, recreation, and public safety. The project is the top-ranked transportation priority for the Girdwood Valley Board of Supervisors.

State grant funding may be used for study, planning, design, utility relocation, easement acquisition, construction, and any other activity related to road and drainage improvements in Girdwood.

**Version** 2019 Proposed

		2019	2020	2021	2022	2023	2024	Total
<b>Revenue Sources</b>	<b>Fund</b>							
SOA Grant Revenue-Direct	406900 - Girdwood Valley SA CIP Grant	-	-	280	-	-	-	280
<b>Total (in thousands)</b>		-	-	<b>280</b>	-	-	-	<b>280</b>

**Girdwood RSA Road and Drainage System Rehabilitation**

<b>Project ID</b>	PME77066	<b>Department</b>	Project Management & Engineering
<b>Project Type</b>	Rehabilitation	<b>Start Date</b>	December 2021
<b>Location</b>	Assembly: Section 6, Seats J & K, Community: Girdwood Valley, Community: Turnagain Arm, 28-N: South	<b>End Date</b>	October 2026

**Description**

This program rehabilitates road and drainage facilities within the Girdwood Road Service Area (RSA). Specific projects will be identified by the local road service board.

**Comments**

Design and construction funding is proposed for 2020. This project is a transportation priority for the Girdwood Community Council. Local road and drainage problems have been identified by the Girdwood Road Board.

The grant funding may be used for utility work, obtaining rights of way and easements, and any work associated with rehabilitating road and drainage facilities or their amenities.

**Version** 2019 Proposed

		2019	2020	2021	2022	2023	2024	Total
<b>Revenue Sources</b>	<b>Fund</b>							
SOA Grant Revenue-Direct	406900 - Girdwood Valley SA CIP Grant	-	-	2,500	-	-	-	2,500
<b>Total (in thousands)</b>		-	-	<b>2,500</b>	-	-	-	<b>2,500</b>

**Golden View Dr Safety Upgrades - Rabbit Creek Rd to Romania Dr**

<b>Project ID</b>	PME77077	<b>Department</b>	Project Management & Engineering
<b>Project Type</b>	Upgrade	<b>Start Date</b>	December 2010
<b>Location</b>	Assembly: Section 6, Seats J & K, Community: Rabbit Creek, 28-N: South	<b>End Date</b>	October 2026

**Description**

This project will upgrade a collector street to current standards. Improvements are expected to include a new road base, new pavement, pedestrian facilities, turn lanes, and street lighting. Substantial improvements to the Rabbit Creek Road intersection are also anticipated. Design with public involvement is underway. Construction is scheduled to occur in three phases and is dependent on available funding.

**Comments**

Funding is proposed with state grants. Initial design efforts have been funded with a 2010 state grant. Year of construction start is dependent on availability of funding. This project is the top transportation priority for the Rabbit Creek Community Council, the Rabbit Creek Limited Road Service Area (LRSA), and property owners.

This existing collector roadway is a strip-paved roadway with inadequate pedestrian facilities, drainage, and lighting. Additionally, traffic volumes at the Rabbit Creek Road intersection are increasing to the point that capacity and safety concerns are being raised. Intersection improvements are the primary concern of area residents and the community council. This road provides access to Goldenview Middle School.

The grant funding may be used for planning, design, utility work, obtaining rights of way and easements, construction, and any work associated with upgrading the roadway and its amenities.

Ranked as the #3 priority of the Rabbit Creek Community Council for 2019.

---

**Version** 2019 Proposed

		2019	2020	2021	2022	2023	2024	Total
<b>Revenue Sources</b>	<b>Fund</b>							
SOA Grant Revenue-Direct	441900 - ARDSA CIP Grant	-	-	16,000	-	11,000	-	27,000
<b>Total (in thousands)</b>		<b>-</b>	<b>-</b>	<b>16,000</b>	<b>-</b>	<b>11,000</b>	<b>-</b>	<b>27,000</b>

**House District 27 Residential Pavement Rehabilitation**

<b>Project ID</b>	PW2010003	<b>Department</b>	Project Management & Engineering
<b>Project Type</b>	Rehabilitation	<b>Start Date</b>	October 2021
<b>Location</b>	Assembly: Section 5, Seats H & I, 27-N: Basher, Community: Basher, Community: Northeast, Community: Scenic Foothills	<b>End Date</b>	December 9999

**Description**

Senate District N is comprised of both House District 27 and 28, but have no connecting roads, therefore are submitted as separate projects. This project will fund pavement overlay, rehabilitation, and replacement projects throughout House District 27 within the Municipality of Anchorage. Some funding may also be used for drainage work as needed for the preservation of the roadway. Project priorities will be established by the Street Maintenance, Traffic Section, and Project Management & Engineering, with input from elected officials and the public. Projects to be funded are primarily local roads, but some trail rehab is also anticipated.

**Comments**

State grant funding is proposed annually. Deteriorating pavement on Anchorage roads is increasing safety concerns and maintenance costs. Many of the local roads in Anchorage are showing their age and in many cases how poorly they were initially constructed. This program allows the Municipality to preserve the useful life of the road base and avoid much more expensive full reconstruction projects as well as improving the quality of life for residents. The grant funding may be used for planning, design, utility work, obtaining rights of way and easements, construction, and any work associated with rehabilitating the streets in the House District and their amenities.

---

**Version** 2019 Proposed

		2019	2020	2021	2022	2023	2024	Total
<b>Revenue Sources</b>	<b>Fund</b>							
SOA Grant Revenue-Direct	441900 - ARDSA CIP Grant	-	-	1,500	1,500	1,500	1,500	6,000
<b>Total (in thousands)</b>		<b>-</b>	<b>-</b>	<b>1,500</b>	<b>1,500</b>	<b>1,500</b>	<b>1,500</b>	<b>6,000</b>

**House District 28 Residential Pavement Rehabilitation**

<b>Project ID</b>	PW2011007	<b>Department</b>	Project Management & Engineering
<b>Project Type</b>	Rehabilitation	<b>Start Date</b>	October 2021
<b>Location</b>	Assembly: Section 6, Seats J & K, Community: Bear Valley, Community: Glen Alps, Community: Hillside East, Community: Huffman/O'Malley, Community: Mid-Hillside, Community: Rabbit Creek	<b>End Date</b>	October 9999

**Description**

Senate District N is comprised of both House District 27 and 28, but have no connecting roads, therefore are submitted as separate projects. This project will fund pavement overlay, rehabilitation, and replacement projects throughout House District 28 within the Municipality of Anchorage. Some funding may also be used for drainage work as needed for the preservation of the roadway. Project priorities will be established by the Street Maintenance, Traffic Section, and Project Management & Engineering, with input from elected officials and the public. Projects to be funded are primarily local roads, but some trail rehab is also anticipated.

**Comments**

State grant funding is proposed annually. Deteriorating pavement on Anchorage roads is increasing safety concerns and maintenance costs. Many of the local roads in Anchorage are showing their age and in many cases how poorly they were initially constructed. This program allows the Municipality to preserve the useful life of the road base and avoid much more expensive full reconstruction projects as well as improving the quality of life for residents.

The grant funding may be used for planning, design, utility work, obtaining rights of way and easements, construction, and any work associated with rehabilitating the streets in the House District and their amenities.

---

**Version** 2019 Proposed

		2019	2020	2021	2022	2023	2024	Total
<b>Revenue Sources</b>	<b>Fund</b>							
SOA Grant Revenue-Direct	409900 - Misc Capital Pass Thru Grant	-	-	1,500	1,500	1,500	1,500	6,000
<b>Total (in thousands)</b>		<b>-</b>	<b>-</b>	<b>1,500</b>	<b>1,500</b>	<b>1,500</b>	<b>1,500</b>	<b>6,000</b>



**Image Dr/Reflection Dr Area Road Reconstruction**

**Project ID** PW2013007 **Department** Project Management & Engineering  
**Project Type** Reconstruction **Start Date** October 2014  
**Location** Assembly: Section 5, Seats H & I, 16-H: College Gate, Community: University Area **End Date** October 2021

**Description**

Reconstruct the roads in the Image Drive and Reflection Drive area including storm drain replacement and street light upgrades.

**Comments**

Design was funded with a combination of state grants and local road bonds. While doing the adjacent Riviera Terrace storm drain project, the Municipality discovered that the storm drain pipes under Image and Reflection Drives were at or near the point of failure. In addition, the creek running through the subdivision is higher than some of the storm drain system that should be flowing into it. The resulting reverse flow creates flooding in the road base and for nearby property owners. The purpose of the 2019 bond funding is for phase 1 construction. Construction funding is proposed in 2020 for phase 2.

Ranked as the #10 priority of the University Area Community Council for 2019.

**Version** 2019 Proposed

		2019	2020	2021	2022	2023	2024	Total
<b>Revenue Sources</b>	<b>Fund</b>							
Bond Sale Proceeds	441100 - ARDSA CIP Bond	2,000	7,500	-	-	-	-	9,500
<b>Total (in thousands)</b>		<b>2,000</b>	<b>7,500</b>	<b>-</b>	<b>-</b>	<b>-</b>	<b>-</b>	<b>9,500</b>

**Intersection Resurfacing**

**Project ID** PME2015006 **Department** Project Management & Engineering  
**Project Type** Rehabilitation **Start Date** June 2015  
**Location** Assembly: Areawide, HD-SD: Community-wide, Community: ARDSA Councils **End Date** December 9999

**Description**

This annual program resurfaces 4-8 high priority intersections each summer.

**Comments**

This project is a priority for Street Maintenance. Construction is expected each summer once street sweeping has been completed. The pavement at intersections wears more quickly than the between block roadway.

**Version** 2019 Proposed

		2019	2020	2021	2022	2023	2024	Total
<b>Revenue Sources</b>	<b>Fund</b>							
Bond Sale Proceeds	441100 - ARDSA CIP Bond	100	150	150	150	150	150	850
<b>Total (in thousands)</b>		<b>100</b>	<b>150</b>	<b>150</b>	<b>150</b>	<b>150</b>	<b>150</b>	<b>850</b>

**Juneau St/Karluk St Area Storm Drain Improvements - 16th Ave to 20th Ave**

**Project ID** PW2015006 **Department** Project Management & Engineering  
**Project Type** Replacement **Start Date** July 2018  
**Location** Assembly: Section 1, Seat B, 20-J: Downtown Anchorage, Community: Fairview **End Date** October 2022

**Description**

Replace or slip line the storm drain pipes in the Juneau and Karluk Street area.

**Comments**

Design was bond funded and is underway. Construction funding is anticipated in 2020 depending on the availability of funding.

This need was identified by Street Maintenance. There have been several pipe failures in this area. The project is a high priority for the Street Maintenance Department.

**Version** 2019 Proposed

		2019	2020	2021	2022	2023	2024	Total
<b>Revenue Sources</b>	<b>Fund</b>							
Bond Sale Proceeds	441100 - ARDSA CIP Bond	-	1,300	-	-	-	-	1,300
<b>Total (in thousands)</b>		<b>-</b>	<b>1,300</b>	<b>-</b>	<b>-</b>	<b>-</b>	<b>-</b>	<b>1,300</b>

**Klatt Rd Surface Rehab Phase II - Puma St to Spyglass Cir**

**Project ID** PME2014003 **Department** Project Management & Engineering  
**Project Type** Rehabilitation **Start Date** June 2021  
**Location** Assembly: Section 6, Seats J & K, 24-L: Oceanview, Community: Bayshore/Klatt **End Date** October 2023

**Description**

Resurface the roadway and construct the missing trail link.

**Comments**

Phase I of the Klatt Road Surface Rehab was done in 2016 from Timberlane to Puma. Bond funding is proposed for design and construction of Phase II.

**Version** 2019 Proposed

		2019	2020	2021	2022	2023	2024	Total
<b>Revenue Sources</b>	<b>Fund</b>							
Bond Sale Proceeds	441100 - ARDSA CIP Bond	-	-	200	1,800	-	-	2,000
<b>Total (in thousands)</b>		<b>-</b>	<b>-</b>	<b>200</b>	<b>1,800</b>	<b>-</b>	<b>-</b>	<b>2,000</b>

**Kwik Log Subdivision Area Surface Rehab**

**Project ID** PME2017005 **Department** Project Management & Engineering  
**Project Type** Rehabilitation **Start Date** June 2019  
**Location** Assembly: Section 4, Seats F & G, 23-L: Taku, Community: Taku/Campbell **End Date** October 2021

**Description**

The project will rehabilitate the roadways in the area of Kwik Log Subdivision in the Taku area. It is anticipated the road will be reshaped and drainage flows re-established.

**Comments**

The project has not started. Bond funding is proposed for construction in 2019. The strip paved roads in this area are crumbling at the edges, experiencing frost heaves and cracking throughout. The constant pothole filling makes this project a high priority for Street Maintenance.

**Version** 2019 Proposed

		2019	2020	2021	2022	2023	2024	Total
<b>Revenue Sources</b>	<b>Fund</b>							
Bond Sale Proceeds	441100 - ARDSA CIP Bond	150	-	-	-	-	-	150
<b>Total (in thousands)</b>		<b>150</b>	<b>-</b>	<b>-</b>	<b>-</b>	<b>-</b>	<b>-</b>	<b>150</b>

**Lake Otis Pkwy Pedestrian Overpass ADA Improvements at Lake Otis Elementary**

**Project ID** PW2011005 **Department** Project Management & Engineering  
**Project Type** Improvement **Start Date** October 2012  
**Location** Assembly: Section 4, Seats F & G, 17-I: **End Date** October 2026  
 University, Community: Tudor Area,  
 Community: University Area

**Description**

Replace the existing overpass with an Americans with Disabilities Act (ADA) compliant structure.

**Comments**

A study has recommended the existing structure be entirely replaced. State grant funding is proposed.

The grant funding may be used for planning, design, utility work, obtaining rights of way and easements, construction, and any activity associated with constructing the improvements recommended by the study.

Ranked as the #9 priority of the Rogers Park Community Council for 2019.

---

**Version** 2019 Proposed

		2019	2020	2021	2022	2023	2024	Total
<b>Revenue Sources</b>	<b>Fund</b>							
SOA Grant Revenue-Direct	441900 - ARDSA CIP Grant	-	-	-	4,900	-	-	4,900
<b>Total (in thousands)</b>		-	-	-	<b>4,900</b>	-	-	<b>4,900</b>

**Lake Otis Pkwy Surface Rehab - Abbott Rd to Huffman Rd**

**Project ID** MO2016009 **Department** Project Management & Engineering  
**Project Type** Rehabilitation **Start Date** June 2020  
**Location** Assembly: Section 6, Seats J & K, 26-M: Huffman, Community: Abbott Loop, Community: Huffman/O'Malley **End Date** October 2024

**Description**

Resurface the roadway, repair curb as needed, and bring pedestrian facilities into Americans with Disabilities Act (ADA) compliance.

**Comments**

The project has not started. Bond funding is proposed for design and construction.

The road surface is experiencing rutting and frequent pot holing. These issues impact safety and increase maintenance expense. The project need was identified by Street Maintenance.

**Version** 2019 Proposed

		2019	2020	2021	2022	2023	2024	Total
<b>Revenue Sources</b>	<b>Fund</b>							
Bond Sale Proceeds	441100 - ARDSA CIP Bond	-	1,000	4,000	4,000	-	-	9,000
<b>Total (in thousands)</b>		<b>-</b>	<b>1,000</b>	<b>4,000</b>	<b>4,000</b>	<b>-</b>	<b>-</b>	<b>9,000</b>

**Lakehurst Dr Area Drainage Improvements Phase IV**

**Project ID** PME2015007 **Department** Project Management & Engineering  
**Project Type** Improvement **Start Date** June 2016  
**Location** Assembly: Section 3, Seats D & E, 22-K: Sand Lake, Community: Sand Lake **End Date** October 2022

**Description**

Install a sub drain system in the Lakehurst Subdivision area.

**Comments**

This project is a high priority for Street Maintenance. The first phase was constructed in 2016 and 2017. Construction of the second and third phases began in 2018 and is anticipated to be completed in 2019. High ground water contributes to flooding and glaciation each winter. Every significant precipitation event brings localized flooding to this neighborhood. Existing ditches and culverts are not adequate to handle the demand. Property owners have experienced flooding issues in their basements.

**Version** 2019 Proposed

		2019	2020	2021	2022	2023	2024	Total
<b>Revenue Sources</b>	<b>Fund</b>							
Bond Sale Proceeds	441100 - ARDSA CIP Bond	-	200	-	-	-	-	200
<b>Total (in thousands)</b>		<b>-</b>	<b>200</b>	<b>-</b>	<b>-</b>	<b>-</b>	<b>-</b>	<b>200</b>
<b>O &amp; M Costs</b>								
Cntrtual Svcs Othr		2	2	2	2	2	-	10
<b>Total (in thousands)</b>		<b>2</b>	<b>2</b>	<b>2</b>	<b>2</b>	<b>2</b>	<b>-</b>	<b>10</b>



**Lakeridge Subd Area Drainage Improvements**

**Project ID** PME2018016 **Department** Project Management & Engineering  
**Project Type** Rehabilitation **Start Date** June 2020  
**Location** Assembly: Section 3, Seats D & E, 22-K: Sand Lake, Community: Sand Lake **End Date** October 2023

**Description**

Clear out the material in the pipe and then slip line it.

**Comments**

A sink hole was repaired indicating the need for a remedy. The pipe will be cleaned as it is filled with material and closed circuit television (CCTV) will be used to determine if it can be slip lined. Otherwise, it will need to be replaced. The project is a high priority for Street Maintenance.

**Version** 2019 Proposed

		2019	2020	2021	2022	2023	2024	Total
<b>Revenue Sources</b>	<b>Fund</b>							
Bond Sale Proceeds	441100 - ARDSA CIP Bond	-	400	1,600	-	-	-	2,000
<b>Total (in thousands)</b>		<b>-</b>	<b>400</b>	<b>1,600</b>	<b>-</b>	<b>-</b>	<b>-</b>	<b>2,000</b>

**Laviento Dr Extension/Reconstruction - King St to 87th Ave**

<b>Project ID</b>	PW2012028	<b>Department</b>	Project Management & Engineering
<b>Project Type</b>	Extension	<b>Start Date</b>	October 2021
<b>Location</b>	Assembly: Section 6, Seats J & K, 23-L: Taku, Community: Taku/Campbell	<b>End Date</b>	December 2026

**Description**

This project will reconstruct the existing portion of Laviento Drive and extend it south to 87th Avenue. Laviento will be constructed to current local street standards. These standards typically include a 33' street section with two 11' travel lanes, 3.5' shoulders, sidewalks on both sides, street lighting, and a storm drain system adequate to handle the drainage.

**Comments**

This project has not started. State grant funding is proposed.

Laviento intersects King Street between Dimond Boulevard and the entrance to Costco and Toys-R-Us. This is a heavily used intersection so traffic is usually backed up making turning movements out of Laviento Drive very difficult. The solution is to extend Laviento to 87th Avenue to allow area traffic the option of another access.

The grant funding may be used for planning, design, utility work, obtaining rights of way and easements, and any activity associated with upgrading the roadway and its amenities.

**Version** 2019 Proposed

		2019	2020	2021	2022	2023	2024	Total
<b>Revenue Sources</b>	<b>Fund</b>							
SOA Grant Revenue-Direct	441900 - ARDSA CIP Grant	-	-	2,000	-	-	-	2,000
<b>Total (in thousands)</b>		-	-	<b>2,000</b>	-	-	-	<b>2,000</b>

**Little Campbell Creek Basin Improvements**

**Project ID** PW2013014 **Department** Project Management & Engineering  
**Project Type** Improvement **Start Date** October 2021  
**Location** Assembly: Section 4, Seats F & G, Assembly: Section 6, Seats J & K, 23-L: Taku, 25-M: Abbott, 26-M: Huffman, Community: Abbott Loop, Community: Hillside East, Community: Huffman/O'Malley, Community: Mid-Hillside **End Date** January 2050

**Description**

Construct improvements recommended by the Little Campbell Creek Drainage Study completed in 2013. Improvements will be constructed in priority order as funding becomes available.

**Comments**

The project has not started. Annual state grant funding is proposed. Over \$40 million in improvements were identified by the drainage study. The benefits of the improvements include reduced risk of flooding and related property damage, enhanced fish passage, and flow attenuation.

The grant funding may be used for design, utilities, easement acquisition, construction, and any other activity associated with the identified improvements in the Little Campbell Creek basin.

---

**Version** 2019 Proposed

		2019	2020	2021	2022	2023	2024	Total
<b>Revenue Sources</b>	<b>Fund</b>							
SOA Grant Revenue-Direct	401900 - Areawide General CIP Grant	-	-	1,000	1,000	1,000	1,000	4,000
<b>Total (in thousands)</b>		<b>-</b>	<b>-</b>	<b>1,000</b>	<b>1,000</b>	<b>1,000</b>	<b>1,000</b>	<b>4,000</b>

**Lois Dr Upgrade - Northern Lights Blvd to W 36th Ave**

<b>Project ID</b>	PME77071	<b>Department</b>	Project Management & Engineering
<b>Project Type</b>	Upgrade	<b>Start Date</b>	October 2021
<b>Location</b>	Assembly: Section 3, Seats D & E, 18-l: Spenard, Community: Spenard	<b>End Date</b>	October 2026

**Description**

This project will upgrade collector streets to urban standards. Improvements are expected to include a new road base, pavement, curbs, pedestrian facilities, storm drainage, street lighting, and landscaping. Substantial easement acquisition and utility relocation is anticipated. The project scope will be developed in the design process with substantial public involvement.

**Comments**

The project has not started. State grant funding is proposed. This project is a transportation priority for the Spenard Community Council.

This collector street has never been constructed to urban standards regarding width, curbs, drainage, street lighting, and pedestrian facilities. The existing street is narrow with inadequate pedestrian facilities and lighting. Safety issues are a concern with vehicles sharing the roadway with pedestrians and non-motorized users.

The grant funding may be used for planning, design, utility work, obtaining rights of way and easements, construction, and any activity associated with upgrading the roadway and its amenities.

Ranked as the #1 priority of the Spenard Community Council for 2019.

**Version** 2019 Proposed

		2019	2020	2021	2022	2023	2024	Total
<b>Revenue Sources</b>	<b>Fund</b>							
SOA Grant Revenue-Direct	441900 - ARDSA CIP Grant	-	-	3,000	-	6,000	-	9,000
<b>Total (in thousands)</b>		-	-	<b>3,000</b>	-	<b>6,000</b>	-	<b>9,000</b>

**Low Impact Development Annual Program**

**Project ID** PME2016014 **Department** Project Management & Engineering  
**Project Type** New **Start Date** June 2017  
**Location** HD-SD: Community-wide, Community: ARDSA Councils **End Date** December 9999

**Description**

This project will be used to build storm sewer disconnects and drainage infrastructure using low impact development methods from which we will create design guidance for the community.

**Comments**

Annual bond funding is proposed.

Low Impact Development is a program of the Alaska Pollutant Discharge Elimination System (APDES) permit requiring the Municipality to perform demonstration projects which reduce the peaks and timings of storm flows into water bodies through the storm sewer system.

---

**Version** 2019 Proposed

		2019	2020	2021	2022	2023	2024	Total
<b>Revenue Sources</b>	<b>Fund</b>							
Bond Sale Proceeds	441100 - ARDSA CIP Bond	250	250	250	250	250	250	1,500
<b>Total (in thousands)</b>		<b>250</b>	<b>250</b>	<b>250</b>	<b>250</b>	<b>250</b>	<b>250</b>	<b>1,500</b>

---

**Lower Ship Creek Trail Connections**

**Project ID** PME2014002 **Department** Project Management & Engineering  
**Project Type** New **Start Date** February 2016  
**Location** Assembly: Section 1, Seat B, 20-J: Downtown Anchorage, Community: Downtown **End Date** October 2025

**Description**

This project will provide a connection from the Tony Knowles Coastal Trail to the Ship Creek Trail in the north-east area of downtown Anchorage. It will also address access to property owned by the Alaska Railroad Corporation (ARRC).

**Comments**

Design is underway and several alternatives are under consideration for further development.

This project will complete the most high-profile missing link in the Anchorage Areawide Trails Plan. A continuous greenbelt trail route will provide safer alternatives to use of roadway network. The project area is in a future priority Reinvest Focus Area (RFA) as identified in the Anchorage 2040 Land Use Plan.

Ranked as the #2 priority of the Downtown Community Council for 2019.

**Version** 2019 Proposed

		2019	2020	2021	2022	2023	2024	Total
<b>Revenue Sources</b>	<b>Fund</b>							
SOA Grant Revenue-Direct	441900 - ARDSA CIP Grant	-	-	-	-	13,000	-	13,000
Bond Sale Proceeds	441100 - ARDSA CIP Bond	-	-	1,000	-	-	-	1,000
<b>Total (in thousands)</b>		<b>-</b>	<b>-</b>	<b>1,000</b>	<b>-</b>	<b>13,000</b>	<b>-</b>	<b>14,000</b>

**M St Improvements - 4th Ave to 5th Ave**

**Project ID** PME2018006 **Department** Project Management & Engineering  
**Project Type** Improvement **Start Date** June 2018  
**Location** Assembly: Section 1, Seat B, 20-J: Downtown Anchorage, Community: Downtown **End Date** October 2025

**Description**

Reconstruct M Street in conjunction with improvements to Elderberry Park by the Parks Department. Changes in parking patterns are anticipated but the final scope is still being decided.

**Comments**

The project is in the design study phase.

---

**Version** 2019 Proposed

		2019	2020	2021	2022	2023	2024	Total
<b>Revenue Sources</b>	<b>Fund</b>							
Bond Sale Proceeds	441100 - ARDSA CIP Bond	-	2,000	-	-	-	-	2,000
<b>Total (in thousands)</b>		-	<b>2,000</b>	-	-	-	-	<b>2,000</b>

**Maplewood St Trail Connection - Sitka St to Bannister Dr**

<b>Project ID</b>	PME08014	<b>Department</b>	Project Management & Engineering
<b>Project Type</b>	Extension	<b>Start Date</b>	October 2021
<b>Location</b>	Assembly: Section 4, Seats F & G, 18-I: Spenard, 20-J: Downtown Anchorage, Community: Rogers Park	<b>End Date</b>	October 2026

**Description**

This project will connect the pedestrian facilities along the Maplewood Street alignment to the Sitka Street area to the north intersecting the trail system along Chester Creek.

**Comments**

This project has not started. State grant funding is proposed for design and construction. This trail connection is a priority for the Rogers Park Community Council. There is a well worn foot path on this route but there are safety concerns especially with the lack of lighting. Additionally, constructing a trail along Maplewood Drive will require some road reconstruction to keep vehicle and pedestrian traffic separate.

The grant funding may be used for planning, design, utility work, obtaining rights of way and easements, construction, and any work associated with the improvements described above or associated amenities.

Ranked as the #7 priority of the Rogers Park Community Council for 2019.

---

**Version** 2019 Proposed

		2019	2020	2021	2022	2023	2024	Total
<b>Revenue Sources</b>	<b>Fund</b>							
SOA Grant	441900 -	-	-	500	-	1,000	-	1,500
Revenue-Direct	ARDSA CIP Grant							
<b>Total (in thousands)</b>		<b>-</b>	<b>-</b>	<b>500</b>	<b>-</b>	<b>1,000</b>	<b>-</b>	<b>1,500</b>



**Mary and Ellen Ave Area Storm Drainage**

**Project ID** PW2014049 **Department** Project Management & Engineering  
**Project Type** Upgrade **Start Date** October 2021  
**Location** Assembly: Section 6, Seats J & K, 24-L: Oceanview, Community: Old Seward/Oceanview **End Date** October 2026

**Description**

This project will assessment the existing drainage system in this area, make recommendation for upgrading the system, and construct identified improvements.

**Comments**

This project has not started. State grant funding is proposed. This project is a priority for the Old Seward/Oceanview Community Council. Drainage problems plague these areas in the spring and fall.

The grant funding may be used for planning, design, utility relocation, easement acquisition, construction, and any activity related to the improvements mentioned above.

Ranked as the #3 priority of the Old Seward/Oceanview Community Council for 2019.

---

**Version** 2019 Proposed

		2019	2020	2021	2022	2023	2024	Total
<b>Revenue Sources</b>	<b>Fund</b>							
SOA Grant Revenue-Direct	441900 - ARDSA CIP Grant	-	-	1,000	-	2,000	-	3,000
<b>Total (in thousands)</b>		<b>-</b>	<b>-</b>	<b>1,000</b>	<b>-</b>	<b>2,000</b>	<b>-</b>	<b>3,000</b>

**Mesquite Cir and E 80th Ave Area Lighting Improvements**

**Project ID** PW2015007 **Department** Project Management & Engineering  
**Project Type** Improvement **Start Date** June 2019  
**Location** Assembly: Section 4, Seats F & G, 25-M: Abbott, Community: Abbott Loop **End Date** October 2021

**Description**

Install street lights and a load center to service Mesquite Circle and E 80th Avenue from Elmore Road to the end of the road west of Casey Circle. Six lights are planned for E 80th Avenue and four on Mesquite Circle.

**Comments**

The project has not started. Bond funding is proposed. There is currently no street lighting on either of these street segments. This project originated with a neighborhood request to Street Maintenance.

Ranked as the #19 priority of the Abbott Loop Community Council for 2019.

---

**Version** 2019 Proposed

		2019	2020	2021	2022	2023	2024	Total
<b>Revenue Sources</b>	<b>Fund</b>							
Bond Sale Proceeds	441100 - ARDSA CIP Bond	500	-	-	-	-	-	500
<b>Total (in thousands)</b>		<b>500</b>	<b>-</b>	<b>-</b>	<b>-</b>	<b>-</b>	<b>-</b>	<b>500</b>

**Midtown Corridor Improvements, Denali St Area - Fireweed to Tudor Rd**

**Project ID** PME2017006 **Department** Project Management & Engineering  
**Project Type** Improvement **Start Date** March 2017  
**Location** Assembly: Section 4, Seats F & G, 18-l: Spenard, Community: Midtown **End Date** October 2021

**Description**

The project will remake the Denali Street corridor in Midtown into a pedestrian/bike friendly route that will emphasize safety and accessibility. Improvements to 36th Avenue between A Street and Old Seward Highway are also included in the project scope.

**Comments**

The project is in design study. The proposed 2021 bond funding is to complete design. Construction is anticipated to be phased beginning in 2023, depending on the availability of funding.

**Version** 2019 Proposed

		2019	2020	2021	2022	2023	2024	Total
<b>Revenue Sources</b>	<b>Fund</b>							
Bond Sale Proceeds	441100 - ARDSA CIP Bond	-	-	3,000	2,000	9,000	9,000	23,000
<b>Total (in thousands)</b>		<b>-</b>	<b>-</b>	<b>3,000</b>	<b>2,000</b>	<b>9,000</b>	<b>9,000</b>	<b>23,000</b>

**Mountain Air Dr/Hillside Dr Extension**

**Project ID** PME77006 **Department** Project Management & Engineering  
**Project Type** Extension **Start Date** May 2008  
**Location** Assembly: Section 6, Seats J & K, **End Date** October 2026  
 Community: Rabbit Creek, 28-N: South

**Description**

This project will construct a new collector connection south of Rabbit Creek Road and east of Golden View Drive. Improvements are expected to include pavement, street lighting, and storm drains. Pedestrian facilities may also be included.

**Comments**

Preliminary design is complete. Design was funded by a 2008 State Grant. 2018 funding will finish design and provide right-of-way acquisition funding. Construction funding programmed in 2019.

Currently all traffic is routed to Golden View Drive to the west and Clarks Road to the east. This extension would provide a much needed secondary egress for this portion of south Anchorage. Construction of this extension will increase safety for the south Anchorage hillside area. This project is a high priority for the Rabbit Creek Community Council. It is also a high priority for emergency services including police, fire, and medical.

The grant funding may be used for utility work, obtaining rights of way and easements, construction, and any work associated with upgrading the roadway and its amenities.

Ranked as the #8 priority of the Rabbit Creek Community Council for 2019.

**Version** 2019 Proposed

		2019	2020	2021	2022	2023	2024	Total
<b>Revenue Sources</b>	<b>Fund</b>							
SOA Grant Revenue-Direct	401900 - Areawide General CIP Grant	-	-	2,000	7,000	-	-	9,000
<b>Total (in thousands)</b>		<b>-</b>	<b>-</b>	<b>2,000</b>	<b>7,000</b>	<b>-</b>	<b>-</b>	<b>9,000</b>

**Mountain View Area Traffic and Pedestrian Safety**

**Project ID** PME09777 **Department** Project Management & Engineering  
**Project Type** Improvement **Start Date** November 2021  
**Location** Assembly: Section 1, Seat B, 19-J: Mountainview, Community: Mountain View **End Date** October 2025

**Description**

This project will identify and construct traffic and pedestrian safety improvements in the Mountain View area.

**Comments**

The project has not started. State grant funding is proposed. This project is a high priority for the Mountain View Community Council.

The grant funding may be used for planning, design, utility relocation, easement acquisition, construction, and any other activity associated with pedestrian safety improvements in the Mountain View area.

**Version** 2019 Proposed

		2019	2020	2021	2022	2023	2024	Total
<b>Revenue Sources</b>	<b>Fund</b>							
SOA Grant Revenue-Direct	441900 - ARDSA CIP Grant	-	-	500	-	-	-	500
<b>Total (in thousands)</b>		-	-	<b>500</b>	-	-	-	<b>500</b>

**Mountain View Dr Pedestrian Lighting Improvements Phase II - Lane St to Boniface Pkwy**

<b>Project ID</b>	PW2012031	<b>Department</b>	Project Management & Engineering
<b>Project Type</b>	New	<b>Start Date</b>	October 2013
<b>Location</b>	Assembly: Section 2, Seats A & C, Assembly: Section 5, Seats H & I, 19-J: Mountainview, Community: Mountain View	<b>End Date</b>	December 2021

**Description**

This project will install pedestrian LED lighting in this pedestrian corridor.

**Comments**

Phase I construction is complete. Bond funding is proposed for Phase II design and construction.

According to Mountain View residents, this high volume pedestrian traffic route has inadequate pedestrian lighting. The project is a high priority for the Mountain View Community Council.

The grant funding may be used for planning, design, utility work, obtaining rights of way and easements, and any activity associated with installing the lighting and associated amenities.

Ranked as the #3 priority of the Mountain View Community Council for 2019.

---

**Version** 2019 Proposed

		2019	2020	2021	2022	2023	2024	Total
<b>Revenue Sources</b>	<b>Fund</b>							
SOA Grant Revenue-Direct	441900 - ARDSA CIP Grant	-	-	500	-	2,000	-	2,500
<b>Total (in thousands)</b>		<b>-</b>	<b>-</b>	<b>500</b>	<b>-</b>	<b>2,000</b>	<b>-</b>	<b>2,500</b>

**Mountain View Dr/Bragaw St Surface Rehab - Taylor St to McCarrey St**

<b>Project ID</b>	PW2012043	<b>Department</b>	Project Management & Engineering
<b>Project Type</b>	Rehabilitation	<b>Start Date</b>	June 2018
<b>Location</b>	Assembly: Section 1, Seat B, 19-J: Mountainview, Community: Mountain View	<b>End Date</b>	October 2022

**Description**

This project will overlay, reclaim, or rotomill the road surface, evaluate the storm drains and repair or replace as needed, and bring pedestrian facilities into Americans with Disabilities Act (ADA) compliance.

**Comments**

Project is in design. Construction is anticipated in 2020, depending on the availability of funding.

The surface of the roadway rated Conditions E and F in the 2017 Governmental Accounting Standards Board (GASB) road survey. This has been visually verified as evidenced by the formation of ruts and pot holes.

The grant funding may be used for planning, design, utility work, obtaining rights of way and easements, construction, and any activity associated with rehabilitating the roadway and its amenities.

Ranked as the #6 priority of the Mountain View Community Council for 2019.

**Version** 2019 Proposed

		2019	2020	2021	2022	2023	2024	Total
<b>Revenue Sources</b>	<b>Fund</b>							
Bond Sale Proceeds	441100 - ARDSA CIP Bond	-	1,300	-	-	-	-	1,300
<b>Total (in thousands)</b>		<b>-</b>	<b>1,300</b>	<b>-</b>	<b>-</b>	<b>-</b>	<b>-</b>	<b>1,300</b>

**Nichols St Area Drainage**

**Project ID** PME2018008 **Department** Project Management & Engineering  
**Project Type** Improvement **Start Date** July 2020  
**Location** Assembly: Section 1, Seat B, 19-J: Mountainview, Community: Airport Heights **End Date** October 2022

**Description**

Construct drainage improvements in the area of Nichols Street.

**Comments**

This need is a high priority for Street Maintenance. The 2020 bond funding is for 2020 construction.

---

**Version** 2019 Proposed

		2019	2020	2021	2022	2023	2024	Total
<b>Revenue Sources</b>	<b>Fund</b>							
Bond Sale Proceeds	441100 - ARDSA CIP Bond	-	100	-	-	-	-	100
<b>Total (in thousands)</b>		<b>-</b>	<b>100</b>	<b>-</b>	<b>-</b>	<b>-</b>	<b>-</b>	<b>100</b>



**North Fairview Bike and Pedestrian Safety Improvements**

<b>Project ID</b>	PW2013023	<b>Department</b>	Project Management & Engineering
<b>Project Type</b>	Improvement	<b>Start Date</b>	October 2021
<b>Location</b>	Assembly: Section 1, Seat B, 20-J: Downtown Anchorage, Community: Fairview	<b>End Date</b>	October 2026

**Description**

The scope of this project is two-fold. First, the project will examine the feasibility of constructing a fence on the north side of 5th Avenue between Karluk Street and Medra Street. If practical, the fence will be constructed. Secondly, the project will fund a study recommended in the Anchorage Pedestrian Plan to determine future capital projects in the North Fairview area.

**Comments**

This project has not started. State grant funding is proposed.

Pedestrian use of North Fariview has resulted in serious safety issues, including pedestrian crossings at unmarked areas, pedestrians and bicycles using busy streets to travel, and pedestrians cutting across private lands to access transit.

The grant funding may be used for planning, design, utility relocation, easement acquisition, construction, and any other activity associated with safety improvements in Fairview.

Ranked as the #11 priority for the Fairview Community Council for 2019.

**Version** 2019 Proposed

		2019	2020	2021	2022	2023	2024	Total
<b>Revenue Sources</b>	<b>Fund</b>							
SOA Grant Revenue-Direct	441900 - ARDSA CIP Grant	-	-	500	-	3,500	-	4,000
<b>Total (in thousands)</b>		-	-	<b>500</b>	-	<b>3,500</b>	-	<b>4,000</b>

**Northern Lights Blvd Eastbound Capacity Improvements - Lake Otis Pkwy to Bragaw St**

**Project ID** PME2015012 **Department** Project Management & Engineering  
**Project Type** New **Start Date** June 2024  
**Location** Assembly: Section 4, Seats F & G, 17-I: University, Community: University Area **End Date** October 2030

**Description**

A third eastbound lane will be added on East Northern Lights from Lake Otis Parkway to Bragaw Street. Intersection improvements at Lake Otis, University of Anchorage, Alaska (UAA), and Bragaw are anticipated to be included in the scope.

**Comments**

The project has not started. Bond funding is proposed for a design start.

The Metropolitan Transportation Plan (MTP) identified this section of East Northern Lights Boulevard as a short-term project need.

Ranked as the #14 priority of the University Area Community Council for 2019.

**Version** 2019 Proposed

		2019	2020	2021	2022	2023	2024	Total
<b>Revenue Sources</b>	<b>Fund</b>							
Bond Sale Proceeds	441100 - ARDSA CIP Bond	-	-	-	-	-	1,000	1,000
<b>Total (in thousands)</b>		-	-	-	-	-	<b>1,000</b>	<b>1,000</b>

**Northwood Dr Extension - Dimond Blvd to Strawberry Rd**

<b>Project ID</b>	PME01011	<b>Department</b>	Project Management & Engineering
<b>Project Type</b>	Extension	<b>Start Date</b>	May 2001
<b>Location</b>	Assembly: Section 3, Seats D & E, 22-K: Sand Lake, Community: Sand Lake	<b>End Date</b>	October 2026

**Description**

This project will extend Northwood Drive south from 88th Avenue, construct a bridge over Campbell Creek, and connect to Dimond Boulevard at the Victor Road/Dimond Boulevard intersection. The roadway and bridge will provide one vehicle lane for each direction and additional width to accommodate a sidewalk and pathway for pedestrian and bicycle use. In addition, curbs, storm drainage, connections to the Campbell Creek trail system, street lighting, and landscaping are proposed. An adjacent trail head parking area will also be developed as part this project. The project scope has increased to include re-evaluating the four-lane configuration of Northwood Drive north to Strawberry Road.

**Comments**

Preliminary engineering and public involvement phases have been funded. Funding is proposed with state grants. This project is on hold pending additional funding.

The grant funding may be used for design, utility work, obtaining rights of way and easements, construction, and any work associated with upgrading the roadway and its amenities.

The area north of Dimond Boulevard and west of Minnesota Drive has limited access and circulation. Southbound traffic is directed to the 88th Avenue and Arlene Street intersection, which is also the primary access route for Dimond High School. The connection is expected to reduce congestion on Dimond Boulevard between Arlene Street and Northwood Drive. Residents on Northwood Drive who will be most impacted insisted on the northern segment of the roadway be included in the project scope.

---

**Version** 2019 Proposed

		2019	2020	2021	2022	2023	2024	Total
<b>Revenue Sources</b>	<b>Fund</b>							
SOA Grant Revenue-Direct	441900 - ARDSA CIP Grant	-	-	3,000	-	14,000	-	17,000
<b>Total (in thousands)</b>		<b>-</b>	<b>-</b>	<b>3,000</b>	<b>-</b>	<b>14,000</b>	<b>-</b>	<b>17,000</b>

**Nunaka Valley Area Lighting Improvements**

**Project ID** PW2014036 **Department** Project Management & Engineering  
**Project Type** Improvement **Start Date** October 2021  
**Location** Assembly: Section 5, Seats H & I, 16-H: College Gate, Community: Northeast **End Date** October 2026

**Description**

Install LED street lights in the Nunaka Valley Subdivision area.

**Comments**

The project has not started. State grant funding is proposed.

A recent study of the Nunaka Valley area, which solicited extensive input from residents, revealed a need for additional street lighting as there are limited pedestrian facilities and an elementary school in the neighborhood.

The grant funding may be used for planning, design, utility relocation, easement acquisition, construction, and any activity associated with the improvements described above.

---

**Version** 2019 Proposed

		2019	2020	2021	2022	2023	2024	Total
<b>Revenue Sources</b>	<b>Fund</b>							
SOA Grant Revenue-Direct	441900 - ARDSA CIP Grant	-	-	800	800	800	800	3,200
<b>Total (in thousands)</b>		-	-	<b>800</b>	<b>800</b>	<b>800</b>	<b>800</b>	<b>3,200</b>

**Oberg Rd Safety Trail - Deer Park Dr to Homestead Rd**

**Project ID** PME77009 **Department** Project Management & Engineering  
**Project Type** Extension **Start Date** October 2021  
**Location** Assembly: Section 2, Seats A & C, 12-F: Chugiak/Gateway, Community: Chugiak **End Date** October 2025

**Description**

This project will construct a separated pedestrian trail along a collector route serving local ball fields.

**Comments**

The project has not started. This project is a high priority for the neighborhood and the Community Council. There are no pedestrian facilities along this collector street that provides access to recreational ball fields. State grant funding is proposed.

The grant funding may be used for planning, design, utility work, obtaining rights of way and easements, construction, and any work associated with the improvements described above or associated amenities.

Ranked as the #2 priority of the Chugiak Community Council for 2019.

---

**Version** 2019 Proposed

		2019	2020	2021	2022	2023	2024	Total
<b>Revenue Sources</b>	<b>Fund</b>							
SOA Grant Revenue-Direct	419900 - CBERRRSA CIP Grant	-	-	500	-	-	-	500
<b>Total (in thousands)</b>		-	-	<b>500</b>	-	-	-	<b>500</b>

**Ocean Dock Rd Upgrade - Port Entrance to Whitney Rd**

**Project ID** PW2014053 **Department** Project Management & Engineering  
**Project Type** Upgrade **Start Date** October 2019  
**Location** Assembly: Section 1, Seat B, 20-J: Downtown Anchorage, Community: Government Hill **End Date** October 2026

**Description**

Upgrade Ocean Dock Road to the Port of Alaska entrance to current urban minor arterial standards with a special emphasis on improving safety and enhancing traffic circulation.

**Comments**

The project has not started. Bond funding is programmed for design and construction.

Needs have been identified to improve pedestrian, vehicular, freight, and charter bus access and safety at railroad crossings and intersections as well as enhancing traffic circulation in this industrial area. Ocean Dock Road is the connection between the Port of Alaska and the road network.

Ranked as the #2 priority for the Government Hill Community Council for 2019.

---

**Version** 2019 Proposed

		2019	2020	2021	2022	2023	2024	Total
<b>Revenue Sources</b>	<b>Fund</b>							
Bond Sale Proceeds	441100 - ARDSA CIP Bond	-	750	1,250	-	3,000	-	5,000
<b>Total (in thousands)</b>		<b>-</b>	<b>750</b>	<b>1,250</b>	<b>-</b>	<b>3,000</b>	<b>-</b>	<b>5,000</b>

**Old Seward Hwy Surface Rehab - Tudor Rd to International Airport Rd**

**Project ID** PME2017007 **Department** Project Management & Engineering  
**Project Type** Rehabilitation **Start Date** June 2019  
**Location** Assembly: Section 4, Seats F & G, 23-L: Taku, Community: Midtown **End Date** October 2023

**Description**

The project will rehabilitate the road surface, curbs, and sidewalks as needed.

**Comments**

The project has not started. Bond funding is programmed for design and construction. The roadway surface is deteriorating rapidly.

**Version** 2019 Proposed

		2019	2020	2021	2022	2023	2024	Total
<b>Revenue Sources</b>	<b>Fund</b>							
Bond Sale Proceeds	441100 - ARDSA CIP Bond	500	2,000	-	-	-	-	2,500
<b>Total (in thousands)</b>		<b>500</b>	<b>2,000</b>	<b>-</b>	<b>-</b>	<b>-</b>	<b>-</b>	<b>2,500</b>

**Old Seward Hwy/Huffman Rd Area Local Road Rehab**

**Project ID** PW2014023 **Department** Project Management & Engineering  
**Project Type** Rehabilitation **Start Date** October 2021  
**Location** Assembly: Section 6, Seats J & K, 24-L: **End Date** October 2024  
 Oceanview, Community: Old Seward/Oceanview

**Description**

Resurface the local roads in this area, improve ditching, repair curbs where needed.

**Comments**

The project has not started. State grant funding is proposed. The project is a high priority for the Old Seward/Oceanview Community Council.

The grant funding may be used for planning, design, utility relocation, easement acquisition, construction, and any activity related to resurfacing the roads in this area.

Ranked as the #8 priority of the Old Seward/Oceanview Community Council for 2019.

---

**Version** 2019 Proposed

		2019	2020	2021	2022	2023	2024	Total
<b>Revenue Sources</b>	<b>Fund</b>							
SOA Grant Revenue-Direct	441900 - ARDSA CIP Grant	-	-	1,000	-	-	-	1,000
<b>Total (in thousands)</b>		-	-	<b>1,000</b>	-	-	-	<b>1,000</b>



**Old Seward Hwy/Int'l Airport Rd Area Storm Reconstruction**

**Project ID** PME99022 **Department** Project Management & Engineering  
**Project Type** Reconstruction **Start Date** October 2021  
**Location** Assembly: Section 4, Seats F & G, 23-L: Taku, Community: Spenard **End Date** October 2026

**Description**

This project will reconstruct an undersized and deteriorated storm drain. Reconstruction of the existing outfall into Campbell Creek is also anticipated.

**Comments**

A design study is underway. Project funding is proposed as a partnership of state grants and local road bonds. A needs analysis is underway and the analysis is expected to show that the outfall system is deteriorating and undersized. Construction is anticipated in 2022 depending on the availability of funding.

The grant funding may be used for utility work, obtaining rights of way and easements, construction, and any work associated with the improvements described above or associated amenities.

---

**Version** 2019 Proposed

		2019	2020	2021	2022	2023	2024	Total
<b>Revenue Sources</b>	<b>Fund</b>							
SOA Grant Revenue-Direct	441900 - ARDSA CIP Grant	-	-	500	-	3,000	-	3,500
<b>Total (in thousands)</b>		-	-	<b>500</b>	-	<b>3,000</b>	-	<b>3,500</b>

**Opal Dr Road and Drainage Rehab**

**Project ID** PW2013010 **Department** Project Management & Engineering  
**Project Type** Rehabilitation **Start Date** October 2022  
**Location** Assembly: Section 3, Seats D & E, 22-K: Sand Lake, Community: Sand Lake **End Date** October 2026

**Description**

Reconstruct Opal Drive. Improvements are expected to include a new road base with storm drain, curb and gutter, street lighting, and landscaping.

**Comments**

The project has not started. State grant funding is proposed. The road base has settled through the years so that melt and runoff from rain events now gets trapped on the roadway. This has caused the degeneration of the road base which is evidenced by potholing and frost heaving.

The grant funds may be used for planning, design, utility relocation, easement acquisition, construction, and any other activity associated with reconstructing the road.

---

**Version** 2019 Proposed

		2019	2020	2021	2022	2023	2024	Total
<b>Revenue Sources</b>	<b>Fund</b>							
SOA Grant Revenue-Direct	441900 - ARDSA CIP Grant	-	-	-	1,000	-	-	1,000
<b>Total (in thousands)</b>		-	-	-	<b>1,000</b>	-	-	<b>1,000</b>



**Peters Creek Starner Bridge Replacement**

**Project ID** PME2018004 **Department** Project Management & Engineering  
**Project Type** Replacement **Start Date** October 2021  
**Location** Assembly: Section 2, Seats A & C, 12-F: Chugiak/Gateway, Community: Birchwood, Community: Chugiak **End Date** October 2026

**Description**

Replace the Starner Street bridge over Peters Creek.

**Comments**

The project has not started. State grant funding is proposed. The existing bridge is an old structure with wood planking.

---

**Version** 2019 Proposed

		2019	2020	2021	2022	2023	2024	Total
<b>Revenue Sources</b>	<b>Fund</b>							
SOA Grant Revenue-Direct	419900 - CBERRRSA CIP Grant	-	-	4,000	-	-	-	4,000
<b>Total (in thousands)</b>		-	-	<b>4,000</b>	-	-	-	<b>4,000</b>

**Pleasant Valley Subdivision Area Road and Drainage Rehab**

**Project ID** PME2017001 **Department** Project Management & Engineering  
**Project Type** Rehabilitation **Start Date** June 2017  
**Location** Assembly: Section 5, Seats H & I, 27-N: Basher, Community: Scenic Foothills **End Date** October 2025

**Description**

The 2020 bond funding will complete Phase 1 construction of the unimproved west side of the subdivision. Improvements are expected to include a new road base, curb and gutter with the installation of a storm drain system, pedestrian facilities, and street lighting.

**Comments**

The project is in design. Initial design efforts were funded with a state grant. Construction funding for the second and third phases is programmed in future years with bond funds.

The roads in this neighborhood rated as Condition F in the 2014 Governmental Accounting Standards Board (GASB) road survey. The drainage is very poor, which has added to the crumbling of the road surface especially at the edges. In addition, property owners report extensive icing in the winter months and standing water in the summer.

The project is the top priority for the Scenic Foothills Community Council.

Ranked as the #3 priority of the Scenic Foothills Community Council for 2019.

**Version** 2019 Proposed

		2019	2020	2021	2022	2023	2024	Total
<b>Revenue Sources</b>	<b>Fund</b>							
Bond Sale Proceeds	441100 - ARDSA CIP Bond	-	3,000	-	-	5,000	-	8,000
<b>Total (in thousands)</b>		<b>-</b>	<b>3,000</b>	<b>-</b>	<b>-</b>	<b>5,000</b>	<b>-</b>	<b>8,000</b>

**O & M Costs**

Cntrtual Svcs Othr		-	-	34	34	34	50	152
<b>Total (in thousands)</b>		<b>-</b>	<b>-</b>	<b>34</b>	<b>34</b>	<b>34</b>	<b>50</b>	<b>152</b>

**Porcupine Trail Rd at Rabbit Creek Bridge Replacement**

**Project ID** PW2015002 **Department** Project Management & Engineering  
**Project Type** Replacement **Start Date** October 2021  
**Location** Assembly: Section 6, Seats J & K, **End Date** October 2025  
 Community: Rabbit Creek, 28-N: South

**Description**

This project will remove existing cast-in-place concrete with culverts and construct a replacement span bridge or similar structure on Porcupine Trail Road at Rabbit Creek. This existing cast-in-place concrete slab with three culverts is insufficient to handle extra drainage flow events of Rabbit Creek. The existing structure is comparable to a dam with holes in it that frequently freezes up in the winter and can be blocked with debris the rest of the year. The winter freezing and spring and summer blockage creates a damming effect that causes the creek to flow over its banks and wash out the road way and area yards. In these instances it becomes a safety hazard and a threat to homes in the area. The concrete culvert also impedes fish passage and prevents salmon continuing their journey upstream. Year round maintenance, along with debris and ice removal is required by area residents to minimize negative impacts and maintain the ability to access their homes. This project is a priority for neighborhood residents.

**Comments**

The project has not started. State grant funding is proposed to fund preliminary engineering and initiate design. Construction cost estimates for bridge replacement are to be determined.

---

**Version** 2019 Proposed

		2019	2020	2021	2022	2023	2024	Total
<b>Revenue Sources</b>	<b>Fund</b>							
SOA Grant Revenue-Direct	401900 - Areawide General CIP Grant	-	-	300	-	-	-	300
<b>Total (in thousands)</b>		-	-	<b>300</b>	-	-	-	<b>300</b>

**Potter Valley Rd Surface Rehab - Old Seward Hwy to Greece Dr**

**Project ID** PME03018 **Department** Project Management & Engineering  
**Project Type** Rehabilitation **Start Date** May 2005  
**Location** Assembly: Section 6, Seats J & K, **End Date** October 2024  
 Community: Rabbit Creek, 28-N: South

**Description**

This project will provide a combination of pavement overlay, road reconstruction, and drainage improvements on a collector street in South Anchorage.

**Comments**

Design is nearly complete. Bond funding is proposed for design and construction. Pavement is deteriorating and pavement rehabilitation is required. The 2014 Governmental Accounting Standards Board (GASB) road survey rated segments on Potter Heights Road as Conditions D, E, and F. The project is a priority for the Rabbit Creek Community Council.

Ranked as the #4 priority of the Rabbit Creek Community Council for 2019.

---

**Version** 2019 Proposed

		2019	2020	2021	2022	2023	2024	Total
<b>Revenue Sources</b>	<b>Fund</b>							
Bond Sale Proceeds	441100 - ARDSA CIP Bond	-	-	300	-	3,000	-	3,300
<b>Total (in thousands)</b>		-	-	<b>300</b>	-	<b>3,000</b>	-	<b>3,300</b>

**Providence Dr Surface Rehab - Lake Otis Pkwy to Elmore Rd**

**Project ID** PME2016011 **Department** Project Management & Engineering  
**Project Type** Rehabilitation **Start Date** June 2020  
**Location** Assembly: Section 4, Seats F & G, 17-I: University, Community: University Area **End Date** October 2023

**Description**

This project will rehabilitate the surface of the roadway, repair any worn or damaged curbs, and bring pedestrian facilities into Americans with Disabilities Act (ADA) compliance.

**Comments**

The project has not started. Bond funding is proposed for design and construction.

The top lift is wearing thin in many places. This results in rutting that is a potentially hazardous condition. Street Maintenance added some skin patching in 2016.

Ranked as the #13 priority of the University Area Community Council for 2019.

---

**Version** 2019 Proposed

		2019	2020	2021	2022	2023	2024	Total
<b>Revenue Sources</b>	<b>Fund</b>							
Bond Sale Proceeds	441100 - ARDSA CIP Bond	-	500	2,100	-	-	-	2,600
<b>Total (in thousands)</b>		<b>-</b>	<b>500</b>	<b>2,100</b>	<b>-</b>	<b>-</b>	<b>-</b>	<b>2,600</b>



**Queensgate Subdivision Area Road Reconstruction**

**Project ID** PW2014024 **Department** Project Management & Engineering  
**Project Type** Reconstruction **Start Date** October 2022  
**Location** Assembly: Section 6, Seats J & K, 23-L: Taku, Community: Taku/Campbell **End Date** October 2026

**Description**

Reconstruct the local roads in the Queensgate Subdivision area. Improvements are expected to include a new road base, storm drains with curb and gutter, and street lighting.

**Comments**

The project has not started. State grant funding is proposed. These local roads rated Condition F in the 2014 Governmental Accounting Standards Board (GASB) road survey and have continued to deteriorate to the point that maintenance is no longer cost effective. The project is a priority for residents and Street Maintenance.

The grant funding may be used for planning, design, utility relocation, easement acquisition, construction, and any activity related to reconstructing the roads in this area.

---

**Version** 2019 Proposed

		2019	2020	2021	2022	2023	2024	Total
<b>Revenue Sources</b>	<b>Fund</b>							
SOA Grant Revenue-Direct	441900 - ARDSA CIP Grant	-	-	-	9,000	-	-	9,000
<b>Total (in thousands)</b>		-	-	-	<b>9,000</b>	-	-	<b>9,000</b>

**Quinhagak St Upgrade - E Dowling Rd to Askeland Dr**

<b>Project ID</b>	PW2012044	<b>Department</b>	Project Management & Engineering
<b>Project Type</b>	Upgrade	<b>Start Date</b>	October 2023
<b>Location</b>	Assembly: Section 4, Seats F & G, 25-M: Abbott, Community: Abbott Loop	<b>End Date</b>	October 2028

**Description**

This project will upgrade the road to current local road standards. Improvements are expected to include a new road base, pavement with curb and gutter, storm drain installation, pedestrian facilities if warranted, street lighting, and landscaping.

**Comments**

This project has not started. State grant funding is proposed. Otherwise, since this is a local road, improvements would be made through the Road Improvement District (RID) program where property petition the municipality for the road upgrade and then pay 70% of the cost through special assessments.

This street is experiencing serious deterioration to the surface and frost heaving. The surface condition was rated a condition "F" by the 2011 Governmental Accounting Standards Board (GASB) road survey.

The grant funding may be used for planning, design, utility work, obtaining rights of way and easements, construction, and any activity associated with upgrading the roadway and its amenities.

Ranked as the #4 priority of the Abbott Loop Community Council for 2019.

**Version** 2019 Proposed

		2019	2020	2021	2022	2023	2024	Total
<b>Revenue Sources</b>	<b>Fund</b>							
Bond Sale Proceeds	441100 - ARDSA CIP Bond	-	-	-	-	1,500	4,000	5,500
<b>Total (in thousands)</b>		-	-	-	-	<b>1,500</b>	<b>4,000</b>	<b>5,500</b>

**Railroad Overpass Rehabilitation at W Northern Lights Blvd and E 76th Ave**

**Project ID** PME2017010 **Department** Project Management & Engineering  
**Project Type** Rehabilitation **Start Date** March 2017  
**Location** Assembly: Section 3, Seats D & E, Assembly: Section 4, Seats F & G, 21-K: West Anchorage, 23-L: Taku, Community: Turnagain, Community: Taku/Campbell **End Date** October 2022

**Description**

The project will rehabilitate the Alaska Railroad overpasses at West Northern Lights Boulevard and East 76th Avenue.

**Comments**

An initial analysis of the project need is underway. 2020 bond funding will provide for the rehabilitation effort.

---

**Version** 2019 Proposed

		2019	2020	2021	2022	2023	2024	Total
<b>Revenue Sources</b>	<b>Fund</b>							
Bond Sale Proceeds	441100 - ARDSA CIP Bond	-	870	-	-	-	-	870
<b>Total (in thousands)</b>		-	<b>870</b>	-	-	-	-	<b>870</b>

**Recycled Asphalt Pavement (RAP) and Subbase Rehabilitation**

**Project ID** PME55112 **Department** Project Management & Engineering  
**Project Type** Rehabilitation **Start Date** May 2006  
**Location** Assembly: Areawide, HD-SD: Community-wide, Community: ARDSA Councils **End Date** December 9999

**Description**

This program resurfaces ten to fifteen miles of streets annually with recycled asphalt pavement (RAP). Improvements also include grading, ditching, chip seal surfacing and use of reclaimers on deteriorating chip seal and seal coat streets. Reclaiming efforts are being expanded to include curbed streets where pavement has failed but curbs are in good shape.

**Comments**

This is a continued annual program. There are many unpaved roads with a myriad of maintenance concerns in Anchorage Roads and Drainage Service Area (ARDSA). Benefits include improved air quality due to dust reduction, lower maintenance costs, and short installation time. Resurfacing the streets preserves the road base extending the life of the roadway and is much more cost effective than a reconstruction.

**Version** 2019 Proposed

		2019	2020	2021	2022	2023	2024	Total
<b>Revenue Sources</b>	<b>Fund</b>							
Bond Sale Proceeds	441100 - ARDSA CIP Bond	600	1,000	1,000	1,000	1,000	1,000	5,600
<b>Total (in thousands)</b>		<b>600</b>	<b>1,000</b>	<b>1,000</b>	<b>1,000</b>	<b>1,000</b>	<b>1,000</b>	<b>5,600</b>

**O & M Costs**

Cntrtual Svcs Othr	60	60	60	60	60	-	300
<b>Total (in thousands)</b>	<b>60</b>	<b>60</b>	<b>60</b>	<b>60</b>	<b>60</b>	<b>-</b>	<b>300</b>

**Regal Mountain Dr Area Reconstruction**

**Project ID** PME2014004 **Department** Project Management & Engineering  
**Project Type** Reconstruction **Start Date** October 2021  
**Location** Assembly: Section 5, Seats H & I, 27-N: Basher, Community: Scenic Foothills **End Date** October 2026

**Description**

Reconstruction is expected to include an expansion of the existing storm drain system and updated lighting. Flow lines will be reestablished to prevent the existing ponding/glaciation concerns. The project will encompass Regal Mountain Drive and Circle as well as Chaimi Loop.

**Comments**

The project has not started. State grant funding is proposed for design and construction.

The streets have frost heaves, cracking, and pot holes. The curb has separated from the pavement in many places. The project is a priority for the neighborhood and Street Maintenance.

Ranked as the #4 priority of the Scenic Foothills Community Council for 2019.

---

**Version** 2019 Proposed

		2019	2020	2021	2022	2023	2024	Total
<b>Revenue Sources</b>	<b>Fund</b>							
SOA Grant Revenue-Direct	441900 - ARDSA CIP Grant	-	-	4,000	-	-	-	4,000
<b>Total (in thousands)</b>		-	-	<b>4,000</b>	-	-	-	<b>4,000</b>

**Reka Dr Southside Separated Pedestrian Facility and Storm Drain Replacement - Bragaw St to Pine St**

**Project ID** PME09772 **Department** Project Management & Engineering  
**Project Type** Improvement **Start Date** November 2011  
**Location** Assembly: Section 5, Seats H & I, 17-I: University, 19-J: Mountainview, Community: Russian Jack Park **End Date** October 2021

**Description**

This project will construct a separated sidewalk along the south side of this collector street, serving students at Russian Jack Elementary School. The storm drain will also be replaced. A pavement overlay and traffic calming may also be included in the scope. The 2019 bond funding is for a 2019 construction start.

**Comments**

Design was funded with a state grant and is underway. Local road bonds are proposed for construction. Construction will improve pedestrian safety and address deteriorating pavement. In addition, Street Maintenance has determined that the storm drain pipe in Reka Drive is in a state of imminent collapse. One segment was already replaced in an emergency fix after a failure. The project is a high priority for Street Maintenance and also a priority for the neighborhood, the Community Council, the Anchorage School District, and the Traffic Department.

The grant funding may be used for planning, design, utility work, obtaining rights of way and easements, construction, and any work associated with the improvements described above or associated amenities.

---

**Version** 2019 Proposed

		2019	2020	2021	2022	2023	2024	Total
<b>Revenue Sources</b>	<b>Fund</b>							
Bond Sale Proceeds	441100 - ARDSA CIP Bond	5,200	-	-	-	-	-	5,200
<b>Total (in thousands)</b>		<b>5,200</b>	<b>-</b>	<b>-</b>	<b>-</b>	<b>-</b>	<b>-</b>	<b>5,200</b>

---

**Road and Storm Drain Improvements Annual Program**

**Project ID** PME55110 **Department** Project Management & Engineering  
**Project Type** Rehabilitation **Start Date** May 2004  
**Location** Assembly: Areawide, HD 50: Anchorage **End Date** December 9999  
 Areawide, Community: Areawide

**Description**

This program funds road and drainage and replacement projects throughout Anchorage. Project priorities will be established by Street Maintenance, Traffic, and Project Management and Engineering, with input from elected officials and the public. Projects to be funded are primarily roads, but some trail rehab is also anticipated. Projects that may be funded include:

- 15th Ave - Minnesota to Gambell
- Providence Dr
- Klatt Rd/Southport Dr
- Commercial Dr - 3rd Ave to Mountain View Dr
- 88th Ave - Abbott Rd to Lake Otis Pkwy
- Lake Otis Pkwy - Abbott Rd to Huffman Rd
- Caravelle Dr - Raspberry Rd to Jewel Lake Rd
- Potter Valley Rd
- Gilmore and Prosperity Estates Subd Area
- 11th Ave/12th Ave east of Valley St
- Neighborhood streets Areawide as in the past.

**Comments**

Deteriorating pavement on Anchorage roads is increasing safety concerns and maintenance costs. Many of the local roads in Anchorage are showing their age and in many cases how poorly they were initially constructed. In most cases the deterioration to the road surface and underlying road base is attributed to drainage issues. This program allows the Municipality to preserve the useful life of the road base and avoid much more expensive full reconstruction projects.

This program was previously a 50/50 funding partnership with the State and construction has been completed on over 60 projects.

**Version** 2019 Proposed

		2019	2020	2021	2022	2023	2024	Total
<b>Revenue Sources</b>	<b>Fund</b>							
Bond Sale Proceeds	441100 - ARDSA CIP Bond	1,000	2,000	2,000	2,000	2,000	2,000	11,000
<b>Total (in thousands)</b>		<b>1,000</b>	<b>2,000</b>	<b>2,000</b>	<b>2,000</b>	<b>2,000</b>	<b>2,000</b>	<b>11,000</b>

**O & M Costs**

Cntrtual Svcs Othr	15	15	15	15	15	-	75
<b>Total (in thousands)</b>	<b>15</b>	<b>15</b>	<b>15</b>	<b>15</b>	<b>15</b>	<b>-</b>	<b>75</b>

**Rogers Park Elementary School Overpass Replacement**

**Project ID** PW2014038 **Department** Project Management & Engineering  
**Project Type** Replacement **Start Date** October 2017  
**Location** Assembly: Section 4, Seats F & G, 17-I: University, 18-I: Spenard, Community: Rogers Park **End Date** October 2025

**Description**

Replace the pedestrian overpass across East Northern Lights Boulevard near Rogers Park Elementary School.

**Comments**

The results of a recent study of the existing overpass recommended replacement. State grant funding is proposed since the overpass is in right-of-way owned by the State of Alaska.

The grant funding may be used for planning, design, utility relocation, easement acquisition, construction, and any activity related to the improvements mentioned above.

**Version** 2019 Proposed

		2019	2020	2021	2022	2023	2024	Total
<b>Revenue Sources</b>	<b>Fund</b>							
SOA Grant Revenue-Direct	441900 - ARDSA CIP Grant	-	-	-	5,100	-	-	5,100
<b>Total (in thousands)</b>		-	-	-	<b>5,100</b>	-	-	<b>5,100</b>



**Senate District H Residential Pavement Rehabilitation**

<b>Project ID</b>	PW110975	<b>Department</b>	Project Management & Engineering
<b>Project Type</b>	Rehabilitation	<b>Start Date</b>	December 2012
<b>Location</b>	Assembly: Section 2, Seats A & C, Assembly: Section 5, Seats H & I, 16-H: College Gate, Community: Northeast, Community: Russian Jack Park, Community: University Area, 15-H: Elmendorf	<b>End Date</b>	October 9999

**Description**

This project will fund pavement overlay, rehabilitation, and replacement projects throughout Senate District H. Some funding may also be used for drainage work as needed for the preservation of the roadway. Project priorities will be established by Street Maintenance, Traffic, and Project Management & Engineering, with input from elected officials and the public. Projects to be funded are primarily local roads, but some trail rehab is also anticipated.

**Comments**

This is a continuing program that began in 2012 with the top priority roads done last summer. State grant funding is proposed annually. Deteriorating pavement on Anchorage roads is increasing safety concerns and maintenance costs. Many of the local roads in Anchorage are showing their age and in many cases how poorly they were initially constructed. This program allows the Municipality to preserve the useful life of the road base and avoid much more expensive full reconstruction projects as well as improving the quality of life for residents.

The grant funding may be used for planning, design, utility work, obtaining rights of way and easements, construction, and any work associated with rehabilitating the streets in the Senate district and their amenities.

---

**Version** 2019 Proposed

		2019	2020	2021	2022	2023	2024	Total
<b>Revenue Sources</b>	<b>Fund</b>							
SOA Grant Revenue-Direct	441900 - ARDSA CIP Grant	-	-	3,000	3,000	3,000	3,000	12,000
<b>Total (in thousands)</b>		<b>-</b>	<b>-</b>	<b>3,000</b>	<b>3,000</b>	<b>3,000</b>	<b>3,000</b>	<b>12,000</b>

**Senate District I Residential Pavement Rehabilitation**

<b>Project ID</b>	PW110971	<b>Department</b>	Project Management & Engineering
<b>Project Type</b>	Rehabilitation	<b>Start Date</b>	December 2012
<b>Location</b>	Assembly: Section 1, Seat B, Assembly: Section 3, Seats D & E, Assembly: Section 4, Seats F & G, 17-I: University, 18-I: Spenard, Community: Campbell Park, Community: Midtown, Community: North Star, Community: Russian Jack Park, Community: Rogers Park, Community: Turnagain, Community: Tudor Area, Community: University Area	<b>End Date</b>	October 9999

**Description**

This project will fund pavement overlay, rehabilitation, and replacement projects throughout Senate District I. Some funding may also be used for drainage work as needed for the preservation of the roadway. Project priorities will be established by Street Maintenance, Traffic, and Project Management & Engineering, with input from elected officials and the public. Projects to be funded are primarily local roads, but some trail rehab is also anticipated.

**Comments**

This is a continuing program that began in 2012 with the top priority roads done last summer. State grant funding is proposed annually. Deteriorating pavement on Anchorage roads is increasing safety concerns and maintenance costs. Many of the local roads in Anchorage are showing their age and in many cases how poorly they were initially constructed. This program allows the Municipality to preserve the useful life of the road base and avoid much more expensive full reconstruction projects as well as improving the quality of life for residents.

The grant funding may be used for planning, design, utility work, obtaining rights of way and easements, construction, and any activity associated with upgrading the roadway and its amenities.

---

**Version** 2019 Proposed

		2019	2020	2021	2022	2023	2024	Total
<b>Revenue Sources</b>	<b>Fund</b>							
SOA Grant Revenue-Direct	441900 - ARDSA CIP Grant	-	-	3,000	3,000	3,000	3,000	12,000
<b>Total (in thousands)</b>		<b>-</b>	<b>-</b>	<b>3,000</b>	<b>3,000</b>	<b>3,000</b>	<b>3,000</b>	<b>12,000</b>

**Senate District J Residential Pavement Rehabilitation**

<b>Project ID</b>	PW110972	<b>Department</b>	Project Management & Engineering
<b>Project Type</b>	Rehabilitation	<b>Start Date</b>	December 2012
<b>Location</b>	Assembly: Section 1, Seat B, Assembly: Section 4, Seats F & G, Assembly: Section 5, Seats H & I, 19-J: Mountainview, 20-J: Downtown Anchorage, Community: Airport Heights, Community: Downtown, Community: Fairview, Community: Government Hill, Community: Mountain View, Community: Russian Jack Park, Community: South Addition	<b>End Date</b>	October 9999

**Description**

This project will fund pavement overlay, rehabilitation, and replacement projects throughout Senate District J. Some funding may also be used for drainage work as needed for the preservation of the roadway. Project priorities will be established by Street Maintenance, Traffic, and Project Management & Engineering, with input from elected officials and the public. Projects to be funded are primarily local roads, but some trail rehab is also anticipated.

**Comments**

This is a continuing program that began in 2012 with the top priority roads done last summer. State grant funding is proposed annually. Deteriorating pavement on Anchorage roads is increasing safety concerns and maintenance costs. Many of the local roads in Anchorage are showing their age and in many cases how poorly they were initially constructed. This program allows the Municipality to preserve the useful life of the road base and avoid much more expensive full reconstruction projects as well as improving the quality of life for residents.

The grant funding may be used for planning, design, utility work, obtaining rights of way and easements, construction, and any activity associated with upgrading the roadway and its amenities.

---

**Version** 2019 Proposed

		2019	2020	2021	2022	2023	2024	Total
<b>Revenue Sources</b>	<b>Fund</b>							
SOA Grant Revenue-Direct	441900 - ARDSA CIP Grant	-	-	3,000	3,000	3,000	3,000	12,000
<b>Total (in thousands)</b>		<b>-</b>	<b>-</b>	<b>3,000</b>	<b>3,000</b>	<b>3,000</b>	<b>3,000</b>	<b>12,000</b>

**Senate District K Residential Pavement Rehabilitation**

<b>Project ID</b>	PW110973	<b>Department</b>	Project Management & Engineering
<b>Project Type</b>	Rehabilitation	<b>Start Date</b>	August 2013
<b>Location</b>	Assembly: Section 3, Seats D & E, 21-K: West Anchorage, 22-K: Sand Lake, Community: Sand Lake, Community: Spenard, Community: Turnagain	<b>End Date</b>	October 9999

**Description**

This project will fund pavement overlay, rehabilitation, and replacement projects throughout Senate District K. Some funding may also be used for drainage work as needed for the preservation of the roadway. Project priorities will be established by Street Maintenance, Traffic, and Project Management & Engineering, with input from elected officials and the public. Projects to be funded are primarily local roads, but some trail rehab is also anticipated. 51st Avenue between A Street and Cordova Street is one of the roads that will be resurfaced if sufficient funding is appropriated.

**Comments**

This is a continuing program that began in 2012 with the top priority roads done last summer. State grant funding is proposed annually. Deteriorating pavement on Anchorage roads is increasing safety concerns and maintenance costs. Many of the local roads in Anchorage are showing their age and in many cases how poorly they were initially constructed. This program allows the Municipality to preserve the useful life of the road base and avoid much more expensive full reconstruction projects as well as improving the quality of life for residents.

The grant funding may be used for planning, design, utility work, obtaining rights of way and easements, construction, and any work associated with rehabilitating the streets in the Senate district and their amenities.

---

**Version** 2019 Proposed

		2019	2020	2021	2022	2023	2024	Total
<b>Revenue Sources</b>	<b>Fund</b>							
SOA Grant Revenue-Direct	441900 - ARDSA CIP Grant	-	-	3,000	3,000	3,000	3,000	12,000
<b>Total (in thousands)</b>		-	-	<b>3,000</b>	<b>3,000</b>	<b>3,000</b>	<b>3,000</b>	<b>12,000</b>

**Senate District L Residential Pavement Rehabilitation**

<b>Project ID</b>	PW110974	<b>Department</b>	Project Management & Engineering
<b>Project Type</b>	Rehabilitation	<b>Start Date</b>	December 2012
<b>Location</b>	Assembly: Section 3, Seats D & E, Assembly: Section 4, Seats F & G, Assembly: Section 6, Seats J & K, 23-L: Taku, 24-L: Oceanview, Community: Bayshore/Klatt, Community: Midtown, Community: Old Seward/Oceanview, Community: Spenard, Community: Taku/Campbell	<b>End Date</b>	October 9999

**Description**

This project will fund pavement overlay, rehabilitation, and replacement projects throughout Senate District L. Some funding may also be used for drainage work as needed for the preservation of the roadway. Project priorities will be established by Street Maintenance, Traffic, and Project Management & Engineering, with input from elected officials and the public. Projects to be funded are primarily local roads, but some trail rehab is also anticipated.

**Comments**

This is a continuing program that began in 2012 with the top priority roads done last summer. State grant funding is proposed annually. Deteriorating pavement on Anchorage roads is increasing safety concerns and maintenance costs. Many of the local roads in Anchorage are showing their age and in many cases how poorly they were initially constructed. This program allows the Municipality to preserve the useful life of the road base and avoid much more expensive full reconstruction projects as well as improving the quality of life for residents.

The grant funding may be used for planning, design, utility work, obtaining rights of way and easements, construction, and any work associated with rehabilitating the streets in the Senate district and their amenities.

---

**Version** 2019 Proposed

		2019	2020	2021	2022	2023	2024	Total
<b>Revenue Sources</b>	<b>Fund</b>							
SOA Grant	441900 -	-	-	3,000	3,000	3,000	3,000	12,000
Revenue-Direct	ARDSA CIP Grant							
<b>Total (in thousands)</b>		<b>-</b>	<b>-</b>	<b>3,000</b>	<b>3,000</b>	<b>3,000</b>	<b>3,000</b>	<b>12,000</b>

**Senate District M Residential Pavement Rehabilitation**

<b>Project ID</b>	PW110970	<b>Department</b>	Project Management & Engineering
<b>Project Type</b>	Rehabilitation	<b>Start Date</b>	December 2012
<b>Location</b>	Assembly: Section 4, Seats F & G, Assembly: Section 6, Seats J & K, 25-M: Abbott, 26-M: Huffman, Community: Abbott Loop, Community: Campbell Park, Community: Huffman/O'Malley, Community: Mid-Hillside	<b>End Date</b>	October 9999

**Description**

This project will fund pavement overlay, rehabilitation, and replacement projects throughout Senate District M. Some funding may also be used for drainage work as needed for the preservation of the roadway. Project priorities will be established by Street Maintenance, Traffic, and Project Management & Engineering, with input from elected officials and the public. Projects to be funded are primarily local roads, but some trail rehab is also anticipated.

**Comments**

This is a continuing program that began in 2012 with the top priority roads done last summer. State grant funding is proposed annually. Deteriorating pavement on Anchorage roads is increasing safety concerns and maintenance costs. Many of the local roads in Anchorage are showing their age and in many cases how poorly they were initially constructed. This program allows the Municipality to preserve the useful life of the road base and avoid much more expensive full reconstruction projects as well as improving the quality of life for residents.

The grant funding may be used for planning, design, utility work, obtaining rights of way and easements, construction, and any activity associated with upgrading the roadway and its amenities.

---

**Version** 2019 Proposed

		2019	2020	2021	2022	2023	2024	Total
<b>Revenue Sources</b>	<b>Fund</b>							
SOA Grant Revenue-Direct	441900 - ARDSA CIP Grant	-	-	3,000	3,000	3,000	3,000	12,000
<b>Total (in thousands)</b>		<b>-</b>	<b>-</b>	<b>3,000</b>	<b>3,000</b>	<b>3,000</b>	<b>3,000</b>	<b>12,000</b>

**Silver Spruce Dr Area Drainage**

**Project ID** PME2018010 **Department** Project Management & Engineering  
**Project Type** Improvement **Start Date** July 2020  
**Location** Assembly: Section 6, Seats J & K, 26-M: Huffman, Community: Huffman/O'Malley **End Date** October 2022

**Description**

Construct drainage improvements in the vicinity of Silver Spruce Drive.

**Comments**

This project is a high priority for Street Maintenance.

**Version** 2019 Proposed

		2019	2020	2021	2022	2023	2024	Total
<b>Revenue Sources</b>	<b>Fund</b>							
Bond Sale Proceeds	441100 - ARDSA CIP Bond	-	50	-	-	-	-	50
<b>Total (in thousands)</b>		<b>-</b>	<b>50</b>	<b>-</b>	<b>-</b>	<b>-</b>	<b>-</b>	<b>50</b>

**Small Boat Harbor Access Rd Upgrade - Ship Creek to Small Boat Harbor**

<b>Project ID</b>	PME05771	<b>Department</b>	Project Management & Engineering
<b>Project Type</b>	Upgrade	<b>Start Date</b>	October 2021
<b>Location</b>	Assembly: Section 1, Seat B, 20-J: Downtown Anchorage, Community: Government Hill	<b>End Date</b>	October 2026

**Description**

This project will upgrade the access road to the small boat harbor. Improvements are expected to include pavement, drainage improvements, street lighting, sidewalks and/or trails, and landscaping.

**Comments**

This project has not started. Project funding is proposed as a partnership of state grants and local road bonds. Construction is anticipated in 2021 or 2022 depending on the availability of funding. This roadway has never been constructed to current standards and it serves a public facility. This project is a high priority for the Government Hill Community Council.

The grant funding may be used for planning, design, utility work, obtaining rights of way and easements, construction, and any work associated with the improvements described above or associated amenities.

Ranked as the #1 priority of the Government Hill Community Council for 2019.

Ranked as the #3 priority of the Downtown Community Council for 2019.

---

**Version** 2019 Proposed

		2019	2020	2021	2022	2023	2024	Total
<b>Revenue Sources</b>	<b>Fund</b>							
SOA Grant Revenue-Direct	441900 - ARDSA CIP Grant	-	-	1,000	-	-	-	1,000
<b>Total (in thousands)</b>		-	-	<b>1,000</b>	-	-	-	<b>1,000</b>



**Sound Barrier/Retaining Wall Replacement**

**Project ID** PW2014031 **Department** Project Management & Engineering  
**Project Type** Replacement **Start Date** May 2019  
**Location** Assembly: Areawide, HD-SD: Community-wide, Community: ARDSA Councils **End Date** December 9999

**Description**

Identify the sound barriers and retaining walls in Anchorage Roads & Drainage Service Area (ARDSA) that need to be replaced immediately and replace them.

**Comments**

The project has not started. This will be an annual bond funded program.

As the Municipalities' infrastructure ages, this funding will allow Street Maintenance to be proactive and replace the structures that have deteriorated to the point that routine maintenance is no longer effective. This program is a priority for Street Maintenance.

**Version** 2019 Proposed

		2019	2020	2021	2022	2023	2024	Total
<b>Revenue Sources</b>	<b>Fund</b>							
Bond Sale Proceeds	441100 - ARDSA CIP Bond	250	250	250	250	250	250	1,500
<b>Total (in thousands)</b>		<b>250</b>	<b>250</b>	<b>250</b>	<b>250</b>	<b>250</b>	<b>250</b>	<b>1,500</b>

**South Addition Sidewalk Rehab**

**Project ID** PW2014040 **Department** Project Management & Engineering  
**Project Type** Rehabilitation **Start Date** October 2021  
**Location** Assembly: Section 1, Seat B, 20-J: Downtown Anchorage, Community: South Addition **End Date** October 2025

**Description**

This project will reconstruct deteriorated sidewalks in the South Addition Community Council area.

**Comments**

The project has not started. State grant funding is proposed. Sidewalks in the South Addition Community Council area are deteriorating. The project is a priority for the South Addition Community Council.

The grant funding may be used for planning, design, utility relocation, easement acquisition, construction, and any activity related to the improvements mentioned above.

Ranked as the #2 priority of the South Addition Community Council for 2019.

---

**Version** 2019 Proposed

		2019	2020	2021	2022	2023	2024	Total
<b>Revenue Sources</b>	<b>Fund</b>							
SOA Grant Revenue-Direct	441900 - ARDSA CIP Grant	-	-	500	-	-	-	500
<b>Total (in thousands)</b>		-	-	<b>500</b>	-	-	-	<b>500</b>

**Spenard Area Railroad Crossing Pedestrian Safety Improvements**

**Project ID** PW2012032 **Department** Project Management & Engineering  
**Project Type** Improvement **Start Date** October 2021  
**Location** Assembly: Section 3, Seats D & E, 18-l: Spenard, 23-L: Taku, Community: Spenard **End Date** December 2025

**Description**

This project would study the pedestrian crossings of the Alaska Railroad (ARR) in the Spenard area and then make recommendations for safety improvements. Future funding would be pursued to implement the results of the study.

**Comments**

This project has not started. State grant funding is proposed.

This need has been identified by the Spenard Community Council.

The grant funding may be used for planning, design, utility work, obtaining rights of way and easements, and any activity associated with studying or constructing these safety improvements.

Ranked as the #9 priority of the Spenard Community Council for 2019.

---

**Version** 2019 Proposed

		2019	2020	2021	2022	2023	2024	Total
<b>Revenue Sources</b>	<b>Fund</b>							
SOA Grant Revenue-Direct	441900 - ARDSA CIP Grant	-	-	100	-	-	-	100
<b>Total (in thousands)</b>		-	-	<b>100</b>	-	-	-	<b>100</b>

**Sperstad Subdivision Area Road Reconstruction**

**Project ID** PW110984 **Department** Project Management & Engineering  
**Project Type** Reconstruction **Start Date** June 2020  
**Location** Assembly: Section 3, Seats D & E, 22-K: Sand Lake, Community: Taku/Campbell **End Date** October 2026

**Description**

This project will reconstruct 57th and 58th Avenues in Sperstad Subdivision. Improvements are expected to include construction of a new road base, installation of a storm drain system, upgraded street lighting, landscaping, and pedestrian facilities if warranted.

**Comments**

This project has not started. Bond funding is proposed for design and construction.

The 2017 Governmental Accounting Standards Board (GASB) road survey rated these roads as the worst possible Condition F. These roads are also a priority for Street Maintenance. The road surface is deteriorating with major frost heaves and curb jacking. This project is a priority for the neighborhood.

The grant funding may be used for planning, design, utility work, obtaining rights of way and easements, construction, and any work associated with the improvements described above or associated amenities.

---

**Version** 2019 Proposed

		2019	2020	2021	2022	2023	2024	Total
<b>Revenue Sources</b>	<b>Fund</b>							
Bond Sale Proceeds	441100 - ARDSA CIP Bond	-	750	-	3,500	-	-	4,250
<b>Total (in thousands)</b>		<b>-</b>	<b>750</b>	<b>-</b>	<b>3,500</b>	<b>-</b>	<b>-</b>	<b>4,250</b>

**Spinnaker Dr Area Storm Drain Improvements**

**Project ID** PW2014006 **Department** Project Management & Engineering  
**Project Type** Replacement **Start Date** May 2015  
**Location** Assembly: Section 6, Seats J & K, Community: Huffman/O'Malley, 28-N: South **End Date** October 2023

**Description**

Replace or slip line the existing storm drain pipe in a portion of Spinnaker Drive, repair curb as needed, and resurface roadway where needed.

**Comments**

Design was funded with local bonds and is underway. Bond funding is proposed for construction. Water in crawl spaces has adversely impacted property owners along Spinnaker Drive. The project is a high priority for Street Maintenance.

**Version** 2019 Proposed

		2019	2020	2021	2022	2023	2024	Total
<b>Revenue Sources</b>	<b>Fund</b>							
Bond Sale Proceeds	441100 - ARDSA CIP Bond	-	-	-	1,100	-	-	1,100
<b>Total (in thousands)</b>		-	-	-	<b>1,100</b>	-	-	<b>1,100</b>

**Spruce St Upgrade/Extension - Dowling Rd to 68th Ave**

<b>Project ID</b>	PME08008	<b>Department</b>	Project Management & Engineering
<b>Project Type</b>	Extension	<b>Start Date</b>	May 2008
<b>Location</b>	Assembly: Section 4, Seats F & G, 25-M: Abbott, Community: Abbott Loop	<b>End Date</b>	October 2023

**Description**

This project will upgrade and complete a new north/south collector street connection between Dowling Road and 68th Avenue. Improvements are expected to include a new road base, curbs, pavement, storm drains, pedestrian facilities, street lighting, and landscaping. Partial design funding was funded with 2008 road bonds.

**Comments**

Design is underway. Construction funding is proposed with local road bonds. Construction is anticipated in 2022 depending on the availability of funding. This project is a high priority for the Abbott Loop Community Council.

This collector street is not constructed to urban standards, and the segment north of 64th Avenue does not exist. This connection will improve traffic circulation in the Lake Otis corridor.

Ranked as the #9 priority of the Abbott Loop Community Council for 2019.

**Version** 2019 Proposed

		2019	2020	2021	2022	2023	2024	Total
<b>Revenue Sources</b>	<b>Fund</b>							
Bond Sale Proceeds	441100 - ARDSA CIP Bond	-	-	5,000	4,900	-	-	9,900
<b>Total (in thousands)</b>		<b>-</b>	<b>-</b>	<b>5,000</b>	<b>4,900</b>	<b>-</b>	<b>-</b>	<b>9,900</b>

**Stairway Replacement - Saturday Market to ARR Depot**

**Project ID** PW2014039 **Department** Project Management & Engineering  
**Project Type** Replacement **Start Date** October 2021  
**Location** Assembly: Section 1, Seat B, 20-J: Downtown Anchorage, Community: Downtown **End Date** October 2025

**Description**

Construct a new stairway on the slope linking the Saturday Market with the Alaska Railroad (ARR) Depot including lighting.

**Comments**

The project has not started. State grant funding is proposed. The stairway has deteriorated to the point that safety may be impacted. The chemicals used to keep the stairs ice-free corrode the railings.

The grant funding may be used for planning, design, utility relocation, easement acquisition, construction, and any activity related to the improvements mentioned above.

---

**Version** 2019 Proposed

		2019	2020	2021	2022	2023	2024	Total
<b>Revenue Sources</b>	<b>Fund</b>							
SOA Grant Revenue-Direct	441900 - ARDSA CIP Grant	-	-	350	-	-	-	350
<b>Total (in thousands)</b>		-	-	<b>350</b>	-	-	-	<b>350</b>

**Storm Drain Condition Assessment and Rehabilitation Program**

<b>Project ID</b>	PW2012020	<b>Department</b>	Project Management & Engineering
<b>Project Type</b>	Rehabilitation	<b>Start Date</b>	May 2012
<b>Location</b>	Assembly: Areawide, HD-SD: Community-wide, Community: ARDSA Councils	<b>End Date</b>	December 2099

**Description**

This program will investigate/assess the condition of the Anchorage Roads and Drainage Service Area (ARDSA) storm drain systems and rehabilitate those system segments as the needs are identified and prioritized.

**Comments**

This is an annual program with bond funding anticipated.

This goal will be accomplished by evaluating the degree of degradation and functionality in our existing storm drain systems through Closed Circuit Television (CCTV) videoing augmented and by field inspecting segments of pipe. The primary focus of this project will be to concentrate on metal pipes and sections with suspect corrosion, flooding and drainage issues. Inherent with any of these investigative techniques, it may be incumbent upon the investigative staff to complete a condition survey, which may require the cleaning and or vactoring of debris that covers the bottom of the storm drain pipe. Emergency rehabilitation will be completed on segments that have or are near failure. Other sections will be prioritized to be included in a future capital improvement program.

There are approximately 2,213,000 linear feet of underground storm drain pipe in the ARDSA. Metal pipe was primarily used prior 1990 and in some instances developers were creative and even used substitutes such as metal barrels/55 gallon drums laid end to end to divert or convey storm water from their properties. Much of the storm drain pipe that Anchorage has in the ground today is now deteriorated to the extent that in some instances it has completely vanished. Obviously these system failures impact the public in many ways. Primary impacts include health & safety consequences and property damage through flooding.

Community councils offered the following rankings of this project for 2019:

- Abbott Loop: #6
- Bayshore/Klatt: #9
- Downtown: #5
- Fairview: #25
- Government Hill: #4
- Mountain View: #8
- Old Seward/Oceanview: #9
- Rogers Park: #10
- Scenic Foothills: #5
- South Addition: #10
- Spenard: #11
- Turnagain: #17
- University Area: #15

---

**Version** 2019 Proposed

		2019	2020	2021	2022	2023	2024	Total
<b>Revenue Sources</b>	<b>Fund</b>							
Bond Sale Proceeds	441100 - ARDSA CIP Bond	1,000	1,000	1,000	1,000	1,000	1,000	6,000
<b>Total (in thousands)</b>		<b>1,000</b>	<b>1,000</b>	<b>1,000</b>	<b>1,000</b>	<b>1,000</b>	<b>1,000</b>	<b>6,000</b>



**Tall Spruce/Whitehall/Crawford/Terry Resurfacing**

**Project ID** PME2016004 **Department** Project Management & Engineering  
**Project Type** Rehabilitation **Start Date** June 2019  
**Location** Assembly: Section 3, Seats D & E, 21-K: **End Date** October 2021  
 West Anchorage, Community: Sand Lake

**Description**

Resurface these streets by rotomilling, overlaying, or reclaiming. Portions of the roads may be re-shaped to establish drainage flows.

**Comments**

The surface of these streets are experiencing pot holing, cracking, and deterioration especially along the edges. The project is a high priority for Street Maintenance and neighborhood residents.

The project has not started. 2019 bond funding is proposed for construction.

---

**Version** 2019 Proposed

		2019	2020	2021	2022	2023	2024	Total
<b>Revenue Sources</b>	<b>Fund</b>							
Bond Sale Proceeds	441100 - ARDSA CIP Bond	300	-	-	-	-	-	300
<b>Total (in thousands)</b>		<b>300</b>	<b>-</b>	<b>-</b>	<b>-</b>	<b>-</b>	<b>-</b>	<b>300</b>

**Tudor Centre Dr/Diplomacy Dr Area Resurfacing**

**Project ID** PME2016005 **Department** Project Management & Engineering  
**Project Type** Rehabilitation **Start Date** May 2017  
**Location** Assembly: Section 5, Seats H & I, 17-I: University, Community: University Area **End Date** October 2021

**Description**

Resurface these roads by rotomilling, reclaiming, or overlaying. Bring all pedestrian facilities into Americans with Disabilities Act (ADA) compliance.

**Comments**

Design is underway. 2019 construction anticipated.

These roads require an enormous amount of time for maintenance. They are plagued by pot holes that demand constant attention. The roads were rated Condition F in the 2014 Governmental Accounting Standards Board (GASB) road survey. These roads serve a major public facility, the Anchorage Native Medical Center (ANMC) medical complex.

Ranked as the #12 priority of the University Area Community Council for 2019.

**Version** 2019 Proposed

		2019	2020	2021	2022	2023	2024	Total
<b>Revenue Sources</b>	<b>Fund</b>							
Bond Sale Proceeds	441100 - ARDSA CIP Bond	2,500	-	-	-	-	-	2,500
<b>Total (in thousands)</b>		<b>2,500</b>	<b>-</b>	<b>-</b>	<b>-</b>	<b>-</b>	<b>-</b>	<b>2,500</b>

**Turnagain St Upgrade - Northern Lights Blvd to 35th Ave**

**Project ID** PME77005 **Department** Project Management & Engineering  
**Project Type** Upgrade **Start Date** April 2011  
**Location** Assembly: Section 3, Seats D & E, 21-K: West Anchorage, Community: Turnagain **End Date** October 2028

**Description**

This project will upgrade a local to urban standards. Improvements are expected to include a new road base, pavement, curbs, pedestrian facilities, storm drains, street lighting, and traffic calming. The actual scope will be developed in the design phase which will include substantial public involvement.

**Comments**

A 2010 state grant funded a concept report with some initial public involvement. Bond funds have provided for a design start. Bond funding is proposed for right of way acquisition and construction. The project is a high priority for the Turnagain Community Council. This local road is a narrow, strip-paved street with inadequate pedestrian, lighting, and drainage.

The grant funding may be used for planning, design, utility work, obtaining rights of way and easements, construction, and any work associated with the improvements described above or associated amenities.

Ranked as the #2 priority for the Turnagain Community Council for 2019.

**Version** 2019 Proposed

		2019	2020	2021	2022	2023	2024	Total
<b>Revenue Sources</b>	<b>Fund</b>							
Bond Sale Proceeds	441100 - ARDSA CIP Bond	-	-	-	-	-	2,000	2,000
<b>Total (in thousands)</b>		-	-	-	-	-	<b>2,000</b>	<b>2,000</b>

**Voyles Blvd Safety Trail - South Peters Creek Exit to Homestead Rd**

**Project ID** PW2015004 **Department** Project Management & Engineering  
**Project Type** New **Start Date** October 2021  
**Location** 12-F: Chugiak/Gateway, 14-G: Eagle River/Chugach State Park, Community: Birchwood, Community: CBERRRSA Road Board, Community: Chugiak, Community: Eagle River, Community: Eagle River Valley **End Date** October 2025

**Description**

This project will construct a pedestrian facility to connect the existing sidewalk at the Glenn Highway to Homestead Drive.

**Comments**

The project has not started. State grant funding is proposed. The project is a priority for the Chugiak Community Council.

Ranked as the #3 priority of the Chugiak Community Council for 2019.

---

**Version** 2019 Proposed

		2019	2020	2021	2022	2023	2024	Total
<b>Revenue Sources</b>	<b>Fund</b>							
SOA Grant Revenue-Direct	419900 - CBERRRSA CIP Grant	-	-	500	-	-	-	500
<b>Total (in thousands)</b>		-	-	<b>500</b>	-	-	-	<b>500</b>

**W 13th Ave Retaining Wall Replacement at R St**

**Project ID** PW2012039 **Department** Project Management & Engineering  
**Project Type** Replacement **Start Date** October 2021  
**Location** Assembly: Section 1, Seat B, 20-J: Downtown Anchorage, Community: South Addition **End Date** October 2025

**Description**

Replace the existing retaining wall.

**Comments**

The project has not started. State grant funding is proposed. The retaining wall is beginning to collapse. When it does, the sidewalk will slide downhill and the adjoining street will also be impacted.

The grant funding may be used for planning, design, utility work, obtaining rights of way and easements, construction, and any activity associated with replacing the retaining wall and related impacts to the sidewalk and roadway.

Ranked as the #5 priority of the South Addition Community Council for 2019.

---

**Version** 2019 Proposed

		2019	2020	2021	2022	2023	2024	Total
<b>Revenue Sources</b>	<b>Fund</b>							
SOA Grant Revenue-Direct	441900 - ARDSA CIP Grant	-	-	50	250	-	-	300
<b>Total (in thousands)</b>		<b>-</b>	<b>-</b>	<b>50</b>	<b>250</b>	<b>-</b>	<b>-</b>	<b>300</b>

**W 32nd and E 33rd Ave Upgrades - Arctic Blvd to Old Seward Hwy**

**Project ID** PME2017002 **Department** Project Management & Engineering  
**Project Type** Upgrade **Start Date** March 2017  
**Location** Assembly: Section 4, Seats F & G, 18-l: Spenard, Community: Midtown **End Date** October 2027

**Description**

The project will upgrade this midtown collector to a safer and more pedestrian/bicycle friendly corridor while maintaining its functionality of a collector in moving vehicular traffic. Improvements are expected to include a new road base or resurfacing, installing or repairing storm drain as needed, making pedestrian facilities Americans with Disabilities Act (ADA) compliant and extending where warranted, upgrading lighting to current standards, installing transit facilities, adding traffic calming and landscaping appropriate for the usage.

**Comments**

Design study is underway. Bond funding is proposed for right of way acquisition and construction.

---

**Version** 2019 Proposed

		2019	2020	2021	2022	2023	2024	Total
<b>Revenue Sources</b>	<b>Fund</b>							
Bond Sale Proceeds	441100 - ARDSA CIP Bond	-	2,000	4,000	4,000	4,000	-	14,000
<b>Total (in thousands)</b>		<b>-</b>	<b>2,000</b>	<b>4,000</b>	<b>4,000</b>	<b>4,000</b>	<b>-</b>	<b>14,000</b>

**W Dimond Blvd Upgrade Phase II - Jodhpur Rd to Westpark Dr**

<b>Project ID</b>	PME05005	<b>Department</b>	Project Management & Engineering
<b>Project Type</b>	Upgrade	<b>Start Date</b>	May 2005
<b>Location</b>	Assembly: Section 3, Seats D & E, 21-K: West Anchorage, 22-K: Sand Lake, Community: Sand Lake	<b>End Date</b>	October 2026

**Description**

This project will upgrade a collector to urban standards. Improvements are expected to include pavement, curbs, pedestrian facilities, street lighting, storm drains, and landscaping.

**Comments**

Public involvement with area residents is underway to determine a more exact project scope. This road is not constructed to urban standards regarding drainage, road width, curbs, pedestrian facilities, and street lighting. The road is too narrow for its increased usage and has no shoulders creating a safety hazard with non-motorized users. In addition, the pavement is deteriorating. Phase I from Westpark Drive to Sand Lake Road has bid and construction was completed in 2017.

The grant funding may be used for planning, design, utility work, obtaining rights of way and easements, construction, and any work associated with upgrading the roadway and its amenities.

---

**Version** 2019 Proposed

		2019	2020	2021	2022	2023	2024	Total
<b>Revenue Sources</b>	<b>Fund</b>							
SOA Grant Revenue-Direct	441900 - ARDSA CIP Grant	-	-	1,500	-	7,000	-	8,500
<b>Total (in thousands)</b>		-	-	<b>1,500</b>	-	<b>7,000</b>	-	<b>8,500</b>

---

**Waldron/Alpenhorn Surface Rehab - Brayton Dr to Lake Otis Pkwy**

**Project ID** PW2014025 **Department** Project Management & Engineering  
**Project Type** Rehabilitation **Start Date** October 2020  
**Location** Assembly: Section 4, Seats F & G, 17-I: University, Community: Campbell Park **End Date** October 2023

**Description**

Resurface this collector connection from Brayton Drive to Lake Otis Parkway. Repair curbs and sidewalks as needed. Bring all pedestrian facilities into Americans with Disabilities Act (ADA) compliance.

**Comments**

The project has not started. Project funding is proposed with local road bonds. Portions of this collector route rated as Condition F in the 2014 Governmental Accounting Standards Board (GASB) road survey. The project is a priority for the Street Maintenance Department.

**Version** 2019 Proposed

		2019	2020	2021	2022	2023	2024	Total
<b>Revenue Sources</b>	<b>Fund</b>							
Bond Sale Proceeds	441100 - ARDSA CIP Bond	-	400	1,600	-	-	-	2,000
<b>Total (in thousands)</b>		<b>-</b>	<b>400</b>	<b>1,600</b>	<b>-</b>	<b>-</b>	<b>-</b>	<b>2,000</b>



**Wentworth St Surface Rehab - Northwestern Ave to South End**

**Project ID** PW2014026 **Department** Project Management & Engineering  
**Project Type** Rehabilitation **Start Date** October 2022  
**Location** Assembly: Section 4, Seats F & G, 17-I: University, Community: Rogers Park **End Date** October 2024

**Description**

Resurface the full length of Wentworth Street and make concrete repairs to curbs and sidewalks as needed.

**Comments**

The project has not started. State grant funding is proposed. The project is a priority to the Rogers Park Community Council.

The grant funding may be used for planning, design, utility relocation, easement acquisition, construction, and any activity associated with the improvements described above.

Ranked as the #4 priority of the Rogers Park Community Council for 2019.

---

**Version** 2019 Proposed

		2019	2020	2021	2022	2023	2024	Total
<b>Revenue Sources</b>	<b>Fund</b>							
SOA Grant Revenue-Direct	441900 - ARDSA CIP Grant	-	-	-	250	-	-	250
<b>Total (in thousands)</b>		-	-	-	<b>250</b>	-	-	<b>250</b>

**Whitney Dr Upgrade - North C St to Post Rd**

**Project ID** PW2013018 **Department** Project Management & Engineering  
**Project Type** Upgrade **Start Date** October 2022  
**Location** Assembly: Section 1, Seat B, 20-J: **End Date** October 2026  
 Downtown Anchorage, Community:  
 Government Hill

**Description**

Upgrade the road to current standards. Improvements are expected to include rebuilding the road base, new pavement, storm drains, curb and gutter, pedestrian facilities, street lighting, and landscaping.

**Comments**

The project has not started. Bondfunding is proposed for design and construction.

The project is a priority for the Government Hill Community Council.

Ranked as the #5 priority of the Government Hill Community Council for 2019.

---

**Version** 2019 Proposed

		2019	2020	2021	2022	2023	2024	Total
<b>Revenue Sources</b>	<b>Fund</b>							
Bond Sale Proceeds	441100 - ARDSA CIP Bond	-	-	-	750	2,250	9,000	12,000
<b>Total (in thousands)</b>		-	-	-	<b>750</b>	<b>2,250</b>	<b>9,000</b>	<b>12,000</b>

**Wright St at E Tudor Rd Pedestrian Safety**

<b>Project ID</b>	PW2012065	<b>Department</b>	Project Management & Engineering
<b>Project Type</b>	Improvement	<b>Start Date</b>	October 2021
<b>Location</b>	Assembly: Section 4, Seats F & G, 17-I: University, Community: Campbell Park, Community: University Area	<b>End Date</b>	October 2025

**Description**

This project will study the alternatives for improving pedestrian safety near the Wright Street intersection with Tudor Road. The study will recommend alternatives for a pedestrian crossing that will enhance safety.

**Comments**

There are no pedestrian crossings on Tudor Road between Lake Otis Parkway and Piper Street. Many pedestrians cross in the vicinity of Wright Street, which has led to fatal consequences.

The grant funding may be used for planning, study, design, easement acquisition, construction, or any other activity related to the study and construction of pedestrian safety improvements at the Tudor Road and Wright Street intersection.

Ranked as the #4 priority of the University Area Community Council for 2019.

---

**Version** 2019 Proposed

		2019	2020	2021	2022	2023	2024	Total
<b>Revenue Sources</b>	<b>Fund</b>							
SOA Grant Revenue-Direct	441900 - ARDSA CIP Grant	-	-	200	-	400	-	600
<b>Total (in thousands)</b>		-	-	<b>200</b>	-	<b>400</b>	-	<b>600</b>

**Zodiac Manor Subd Area Surface Rehab Phase 1**

**Project ID** PME2018011 **Department** Project Management & Engineering  
**Project Type** Rehabilitation **Start Date** July 2020  
**Location** Assembly: Section 4, Seats F & G, 25-M: Abbott, Community: Abbott Loop **End Date** October 2024

**Description**

Resurface the streets in Zodiac Manor.

**Comments**

The project has not started. Bond funding is planned for 2020 construction. It has been over 20 years since the streets in this subdivision were resurfaced. The project is a high priority for Street Maintenance that identified this need in 2018.

**Version** 2019 Proposed

		2019	2020	2021	2022	2023	2024	Total
<b>Revenue Sources</b>	<b>Fund</b>							
Bond Sale Proceeds	441100 - ARDSA CIP Bond	-	300	-	-	-	-	300
<b>Total (in thousands)</b>		<b>-</b>	<b>300</b>	<b>-</b>	<b>-</b>	<b>-</b>	<b>-</b>	<b>300</b>

## 2019 Capital Improvement Budget Public Transportation Department

(in thousands)

<b>Projects</b>	<b>Bonds</b>	<b>State</b>	<b>Federal</b>	<b>Other</b>	<b>Total</b>
Bus Stop Improvements	76	-	380	-	456
Bus Storage Roof Repair	-	-	1,250	-	1,250
C St and 7th Ave Bus Stop Improvement	200	-	1,000	-	1,200
Capital Vehicle Maintenance	40	-	200	-	240
ITS/Automated Operating Systems	400	-	2,000	-	2,400
Support Equipment	40	-	200	-	240
Transit Facility Rehab/Upgrades	390	-	2,000	-	2,390
Transit Fleet Vehicle Replacement	360	-	1,715	-	2,075
<b>Total</b>	<b>1,506</b>	<b>-</b>	<b>8,745</b>	<b>-</b>	<b>10,251</b>

## 2019 - 2024 Capital Improvement Program Public Transportation Department

(in thousands)

Projects	Year	Bonds	State	Federal	Other	Total
Transit Improvements/Facilities						
Bus Stop Improvements	2019	76	-	380	-	456
	2020	98	-	487	-	585
	2021	42	-	210	-	252
	2022	92	-	460	-	552
	2023	92	-	460	-	552
	2024	92	-	460	-	552
			492	-	2,457	-
Bus Storage Roof Repair	2019	-	-	1,250	-	1,250
C St and 7th Ave Bus Stop Improvement	2019	200	-	1,000	-	1,200
ITS/Automated Operating Systems	2019	400	-	2,000	-	2,400
	2020	340	-	1,700	-	2,040
	2021	44	-	222	-	266
	2022	40	-	200	-	240
	2023	40	-	200	-	240
	2024	40	-	200	-	240
			904	-	4,522	-
Transit Facility Rehab/Upgrades	2019	390	-	2,000	-	2,390
	2020	200	-	1,000	-	1,200
			590	-	3,000	-
Transit Vehicles and Upgrades						
Capital Vehicle Maintenance	2019	40	-	200	-	240
Support Equipment	2019	40	-	200	-	240
	2020	40	-	200	-	240
	2021	40	-	200	-	240
	2022	40	-	200	-	240
	2023	40	-	200	-	240
	2024	40	-	200	-	240
			240	-	1,200	-
Transit Fleet Vehicle Replacement	2019	360	-	1,715	-	2,075
	2020	20	-	200	-	220
	2021	247	-	1,232	-	1,479
	2022	40	-	200	-	240
	2023	40	-	200	-	240
	2024	40	-	200	-	240
			747	-	3,747	-
<b>Total</b>		<b>3,213</b>	<b>-</b>	<b>17,376</b>	<b>-</b>	<b>20,589</b>



**Bus Storage Roof Repair**

**Project ID** PT2018002 **Department** Public Transportation  
**Project Type** Improvement **Start Date** January 2018  
**Location** **End Date** December 2020

**Description**

Repair Bus Storage Roof

**Comments**

5339 (b) competitive grant awarded in 2018 to pay for this project; 20% match from 2018 bonds.

---

**Version** 2019 Proposed

		2019	2020	2021	2022	2023	2024	Total
<b>Revenue Sources</b>	<b>Fund</b>							
Other Federal Grant Revenue	485900 - Public Transportation CIP Grant	1,250	-	-	-	-	-	1,250
<b>Total (in thousands)</b>		<b>1,250</b>	<b>-</b>	<b>-</b>	<b>-</b>	<b>-</b>	<b>-</b>	<b>1,250</b>



**C St and 7th Ave Bus Stop Improvement**

**Project ID** PT2019001 **Department** Public Transportation  
**Project Type** Upgrade **Start Date** January 2017  
**Location** **End Date** December 2020

**Description**

The C Street and 7th Avenue bus stop improvement project includes the Design/Engineering and Construction of improvements to the C Street and 7th Avenue Street Bus Stop, purchasing bus shelters and furnishings, grading, paving, utility relocation, lighting, curb adjustments, safety items, drainage and construction of paths. Bond funding to be requested in 2019 will provide 9.03% to 20% matching to Federal Grants.

**Comments**

General Service Administration (GSA) Easement/Right away for the horizontal work which will expire 12-31-19; all the dirt work and grading needs to be completed by 12-31-19. The design is for a 2 bus bay configuration.

**Version** 2019 Proposed

		2019	2020	2021	2022	2023	2024	Total
<b>Revenue Sources</b>	<b>Fund</b>							
Bond Sale Proceeds	485100 - Public Transportation CIP Bond	200	-	-	-	-	-	200
Other Federal Grant Revenue	485900 - Public Transportation CIP Grant	1,000	-	-	-	-	-	1,000
<b>Total (in thousands)</b>		<b>1,200</b>	<b>-</b>	<b>-</b>	<b>-</b>	<b>-</b>	<b>-</b>	<b>1,200</b>

**Capital Vehicle Maintenance**

**Project ID** PT2017001 **Department** Public Transportation  
**Project Type** Replacement **Start Date** January 2019  
**Location** Assembly: Areawide **End Date** December 2019

**Description**

The Federal Transit Administration (FTA) considers certain vehicle overhaul, major repairs, and vehicle parts such as Bus tires, to be capital items. This project provides funding for these items. Bond funding to be requested in 2019 will provide 20% local match to grants for these items.

**Version** 2019 Proposed

		2019	2020	2021	2022	2023	2024	Total
<b>Revenue Sources</b>	<b>Fund</b>							
Other Federal Grant Revenue	485900 - Public Transportation CIP Grant	200	-	-	-	-	-	200
Bond Sale Proceeds	485100 - Public Transportation CIP Bond	40	-	-	-	-	-	40
<b>Total (in thousands)</b>		<b>240</b>	<b>-</b>	<b>-</b>	<b>-</b>	<b>-</b>	<b>-</b>	<b>240</b>

**ITS/Automated Operating Systems**

<b>Project ID</b>	PTD07003	<b>Department</b>	Public Transportation
<b>Project Type</b>	Improvement	<b>Start Date</b>	January 2018
<b>Location</b>	Assembly: Areawide	<b>End Date</b>	December 2020

**Description**

Intelligent Transportation Systems (ITS)

This project provides for upgrade of aging Transit operating systems which includes hardware and software. These systems provide customer realtime information, passenger counting equipment, improved management reporting capability and automated ticketing, smart fareboxes, web-based interfaces, cameras, security and automated telephone systems. Bond funding to be requested in 2019 will provide local match requirements to Federal funding for ITS upgrades.

**Comments**

This project will upgrade ITS hardware and software. Specific goals related to the upgrade include: streamlining Public Transportation Department (PTD) current systems into one integrated system to improve the reliability of PTD; consolidating the functionality of existing systems to reduce redundancy; and having the capacity to serve present and future operational needs. The ITS project includes, but is not limited to, the following replacement and/or upgrade software: CAD/AVL, scheduling, workforce management, camera systems, building security, fare box and head signs. Required match is expected from 2019 bonds as well as from 2019 municipal operating budgeted contributions to other funds.

---

**Version** 2019 Proposed

		2019	2020	2021	2022	2023	2024	Total
<b>Revenue Sources</b>	<b>Fund</b>							
Bond Sale Proceeds	485100 - Public Transportation CIP Bond	400	340	44	40	40	40	904
Other Federal Grant Revenue	485900 - Public Transportation CIP Grant	2,000	1,700	222	200	200	200	4,522
<b>Total (in thousands)</b>		<b>2,400</b>	<b>2,040</b>	<b>266</b>	<b>240</b>	<b>240</b>	<b>240</b>	<b>5,426</b>

**Support Equipment**

**Project ID** PTD07009 **Department** Public Transportation  
**Project Type** Replacement **Start Date** January 2019  
**Location** Assembly: Areawide, HD 50: Anchorage **End Date** December 2023  
 Areawide, Community: Areawide

**Description**

This project funds the purchase of replacement support vehicles and equipment to support the operation of the transit system. Typical purchases include pickup trucks, maintenance trucks, special equipment, service relief vehicles, sweepers, and other support equipment. Bond funding requested in 2019 will be used as 20% local match to Federal grants for these projects.

**Version** 2019 Proposed

		2019	2020	2021	2022	2023	2024	Total
<b>Revenue Sources</b>	<b>Fund</b>							
Other Federal Grant Revenue	485900 - Public Transportation CIP Grant	200	200	200	200	200	200	1,200
Bond Sale Proceeds	485100 - Public Transportation CIP Bond	40	40	40	40	40	40	240
<b>Total (in thousands)</b>		<b>240</b>	<b>240</b>	<b>240</b>	<b>240</b>	<b>240</b>	<b>240</b>	<b>1,440</b>

**Transit Facility Rehab/Upgrades**

**Project ID** PT2016001 **Department** Public Transportation  
**Project Type** Rehabilitation **Start Date** January 2019  
**Location** Assembly: Areawide **End Date** December 2020

**Description**

This project provides for upgrades and renovations to Transit Facilities. 2018 Bonds will provide part of the 20% match for the transit facility rehab/upgrade projects and 2019 bonds are expected to provide the remaining match for the needed projects. Anticipated grant funding is approximately \$1,800K.

**Comments**

The project provides upgrades and renovations to Transit Facilities. This project includes, but is not limited to, the following: repair and/or replacement of boilers and fire systems; repair parking lots, sidewalks and driveways; repair bracing throughout the Public Transportation Building; and heating, ventilation, and air conditioning (HVAC)/code upgrades. 2018 bonds will provide part of the required 20% match for this project and 2019 bonds are expected to provide for the remaining match dollars.

**Version** 2019 Proposed

		2019	2020	2021	2022	2023	2024	Total
<b>Revenue Sources</b>	<b>Fund</b>							
Other Federal Grant Revenue	485900 - Public Transportation CIP Grant	2,000	1,000	-	-	-	-	3,000
Bond Sale Proceeds	485100 - Public Transportation CIP Bond	390	200	-	-	-	-	590
<b>Total (in thousands)</b>		<b>2,390</b>	<b>1,200</b>	<b>-</b>	<b>-</b>	<b>-</b>	<b>-</b>	<b>3,590</b>

**Transit Fleet Vehicle Replacement**

<b>Project ID</b>	PT2015001	<b>Department</b>	Public Transportation
<b>Project Type</b>	Replacement	<b>Start Date</b>	January 2019
<b>Location</b>	Assembly: Areawide	<b>End Date</b>	December 2019

**Description**

This project is to provide for 15 ParaTransit vehicles; 3 neighborhood route vehicles & 9 support vehicles.

**Comments**

2015 Congestion Mitigation and Air Quality Improvement (CMAQ) program monies have been identified for the ParaTransit vehicle purchase; 3 neighborhood route vehicles identified in the Transportation Improvement Program (TIP); 2015 CMAQ monies have been identified for the 9 support vehicles. Anticipate using 2019 bond monies for the necessary match to these grants.

**Version** 2019 Proposed

		2019	2020	2021	2022	2023	2024	Total
<b>Revenue Sources</b>	<b>Fund</b>							
Other Federal Grant Revenue	485900 - Public Transportation CIP Grant	1,715	200	1,232	200	200	200	3,747
Bond Sale Proceeds	485100 - Public Transportation CIP Bond	360	20	247	40	40	40	747
<b>Total (in thousands)</b>		<b>2,075</b>	<b>220</b>	<b>1,479</b>	<b>240</b>	<b>240</b>	<b>240</b>	<b>4,494</b>

## 2019 Capital Improvement Budget Traffic Department

(in thousands)

<b>Projects</b>	<b>Bonds</b>	<b>State</b>	<b>Federal</b>	<b>Other</b>	<b>Total</b>
Anchorage Signal System, Signage, and Safety Improvements	250	-	-	-	250
Intersection Safety and Congestion Relief Annual Program	250	-	-	-	250
School Zone Safety	500	-	-	-	500
Traffic Calming and Safety Improvements	500	-	-	-	500
<b>Total</b>	<b>1,500</b>	<b>-</b>	<b>-</b>	<b>-</b>	<b>1,500</b>

## 2019 - 2024 Capital Improvement Program Traffic Department

(in thousands)

Projects	Year	Bonds	State	Federal	Other	Total
PME - Traffic Improvements						
Anchorage Signal System, Signage, and Safety Improvements	2019	250	-	-	-	250
	2020	650	-	-	-	650
	2021	650	-	-	-	650
	2022	650	-	-	-	650
	2023	650	-	-	-	650
	2024	650	-	-	-	650
			3,500	-	-	-
Intersection Safety and Congestion Relief Annual Program	2019	250	-	-	-	250
	2020	500	-	-	-	500
	2021	500	-	-	-	500
	2022	500	-	-	-	500
	2023	500	-	-	-	500
	2024	500	-	-	-	500
			2,750	-	-	-
School Zone Safety	2019	500	-	-	-	500
	2020	500	-	-	-	500
	2021	500	-	-	-	500
	2022	500	-	-	-	500
			2,000	-	-	-
Traffic Calming and Safety Improvements	2019	500	-	-	-	500
	2020	1,000	-	-	-	1,000
	2021	1,000	-	-	-	1,000
	2022	1,000	-	-	-	1,000
	2023	1,000	-	-	-	1,000
	2024	1,000	-	-	-	1,000
			5,500	-	-	-
<b>Total</b>		<b>13,750</b>	-	-	-	<b>13,750</b>



**Anchorage Signal System, Signage, and Safety Improvements**

<b>Project ID</b>	TRA55103	<b>Department</b>	Traffic
<b>Project Type</b>	Improvement	<b>Start Date</b>	May 2015
<b>Location</b>	Assembly: Areawide, HD-SD: Community-wide, Community: ARDSA Councils	<b>End Date</b>	December 9999

**Description**

This program reconstructs and upgrades the Anchorage traffic system within the Anchorage Roads & Drainage Service Area. This project is part of an annual program to construct priority improvements that will improve safety and traffic flow as identified by the Traffic Department through its annual review of traffic and crash data. Improvements may include replacing and/or upgrading signals, turning lanes and lights, signs, safety systems, site assessment devices, traffic detection loops, and any other equipment needed to upgrade the system.

**Comments**

Design and construction funding is proposed annually through road bonds. Because of age, many traffic signals, safety systems, site assessment devices, striping, and sign facilities in Anchorage have deteriorated to the point that replacement is required to keep the system operating. Upgrades, primarily related to technological advancements, are available to improve system efficiency and reduce annual operation and maintenance costs, as well as, reduce the frequency and severity of accidents.

---

**Version** 2019 Proposed

		2019	2020	2021	2022	2023	2024	Total
<b>Revenue Sources</b>	<b>Fund</b>							
Bond Sale Proceeds	441100 - ARDSA CIP Bond	250	650	650	650	650	650	3,500
<b>Total (in thousands)</b>		<b>250</b>	<b>650</b>	<b>650</b>	<b>650</b>	<b>650</b>	<b>650</b>	<b>3,500</b>

**O & M Costs**

Cntrtual Svcs Othr		5	5	5	5	5	-	25
<b>Total (in thousands)</b>		<b>5</b>	<b>5</b>	<b>5</b>	<b>5</b>	<b>5</b>	<b>-</b>	<b>25</b>

**Intersection Safety and Congestion Relief Annual Program**

**Project ID** TRA55107 **Department** Traffic  
**Project Type** Improvement **Start Date** May 2015  
**Location** Assembly: Areawide, HD 50: Anchorage **End Date** December 9999  
 Areawide, Community: Areawide

**Description**

This program funds intersection and traffic safety projects throughout Anchorage. Project priorities will be established by the Traffic Engineering and Project Management & Engineering Departments, with input from elected officials and the public. Improvements are expected to focus on fully funding intersection improvements at selected intersections along major arterial corridors. Funding is also applied to projects where the scope includes creating a new connection that enhances traffic circulation. Funding may also be allocated to traffic and pedestrian safety projects on collector streets and in local neighborhoods.

**Comments**

Design and construction funding is proposed annually. As traffic increases and traffic patterns change, safety concerns at different intersections also change. This program funds improvements to intersections and new roadway connections that address evolving safety and capacity needs.

The proposed funding may be used for design, drainage improvements, utility work, obtaining rights of way and easements, and any work associated with upgrading roadways and intersections and their associated amenities.

---

**Version** 2019 Proposed

		2019	2020	2021	2022	2023	2024	Total
<b>Revenue Sources</b>	<b>Fund</b>							
Bond Sale Proceeds	441100 - ARDSA CIP Bond	250	500	500	500	500	500	2,750
<b>Total (in thousands)</b>		<b>250</b>	<b>500</b>	<b>500</b>	<b>500</b>	<b>500</b>	<b>500</b>	<b>2,750</b>

**School Zone Safety**

**Project ID** PME10953 **Department** Traffic  
**Project Type** Improvement **Start Date** June 2011  
**Location** Assembly: Areawide, HD 50: Anchorage **End Date** October 2024  
 Areawide, Community: Areawide

**Description**

This project will upgrade and/or modify school zone signage, signals, and markings to meet Federal, State and Local requirements. Projects may also include improvements to the School Walking Routes.

**Comments**

The Traffic Department monitors and identifies optimal locations for safety improvements. Population changes and area development can dramatically impact traffic patterns of nearby schools requiring installation of various traffic calming features.

---

**Version** 2019 Proposed

		2019	2020	2021	2022	2023	2024	Total
<b>Revenue Sources</b>	<b>Fund</b>							
Bond Sale Proceeds	401100 - Areawide General CIP Bond	500	500	500	500	-	-	2,000
<b>Total (in thousands)</b>		<b>500</b>	<b>500</b>	<b>500</b>	<b>500</b>	<b>-</b>	<b>-</b>	<b>2,000</b>

**Traffic Calming and Safety Improvements**

**Project ID** TRA55113 **Department** Traffic  
**Project Type** Improvement **Start Date** May 2015  
**Location** Assembly: Areawide, HD-SD: Community-wide, Community: ARDSA Councils **End Date** December 9999

**Description**

This program constructs traffic calming and safety improvements throughout the Anchorage Roads and Drainage Service Area (ARDSA). Specific improvements will be identified and prioritized by the Traffic Engineering Section in conjunction with public involvement.

**Comments**

Design and construction funding is proposed annually. Several phases of improvements have been designed and constructed. On many neighborhood and collector roads, vehicles are driven above posted speeds which can create unsafe situations. Traffic calming measures are typically used to slow traffic and reduce the frequency and severity of accidents.

**Version** 2019 Proposed

		2019	2020	2021	2022	2023	2024	Total
<b>Revenue Sources</b>	<b>Fund</b>							
Bond Sale Proceeds	441100 - ARDSA CIP Bond	500	1,000	1,000	1,000	1,000	1,000	5,500
<b>Total (in thousands)</b>		<b>500</b>	<b>1,000</b>	<b>1,000</b>	<b>1,000</b>	<b>1,000</b>	<b>1,000</b>	<b>5,500</b>

**O & M Costs**

Cntrtual Svcs Othr	15	30	30	30	30	-	135
<b>Total (in thousands)</b>	<b>15</b>	<b>30</b>	<b>30</b>	<b>30</b>	<b>30</b>	<b>-</b>	<b>135</b>

**Anchorage Areawide Trails Rehabilitation**

**Project ID** PME77025 **Department** State of Alaska  
**Project Type** Rehabilitation **Start Date** February 2008  
**Location** Assembly: Areawide, HD 50: Anchorage **End Date** October 2023  
 Areawide, Community: Areawide

**Description**

This project will rehabilitate multi-use trails throughout the Municipality. This request will provide construction funding to address deteriorated trails throughout the Anchorage trail system. Project funding is through Anchorage Metropolitan Area Transportation Solutions (AMATS).

**Comments**

Trails throughout Anchorage have deteriorated to the point that safety concerns and usability questions are being raised.

**Version** 2019 Proposed

		2019	2020	2021	2022	2023	2024	Total
<b>Revenue Sources</b>	<b>Fund</b>							
Other Federal Grant Revenue	401900 - Areawide General CIP Grant	500	500	-	-	-	-	1,000
<b>Total (in thousands)</b>		<b>500</b>	<b>500</b>	<b>-</b>	<b>-</b>	<b>-</b>	<b>-</b>	<b>1,000</b>

**Birch Rd Rehabilitation - Huffman Rd to Abbott Rd**

**Project ID** PW2014070 **Department** State of Alaska  
**Project Type** Rehabilitation **Start Date** October 2017  
**Location** Assembly: Section 6, Seats J & K, 26-M: Huffman, Community: Huffman/O'Malley, Community: Mid-Hillside **End Date** October 2022

**Description**

The project will rehabilitate pavement, including adjoining multi-use pathway and fix subsurface issues.

**Comments**

Because this is a state-owned road, project management and construction are being managed by the State of Alaska Department of Transportation.

**Version** 2019 Proposed

		2019	2020	2021	2022	2023	2024	Total
<b>Revenue Sources</b>	<b>Fund</b>							
Other Federal Grant Revenue	409900 - Misc Capital Pass Thru Grant	1,000	-	-	-	-	-	1,000
<b>Total (in thousands)</b>		<b>1,000</b>	<b>-</b>	<b>-</b>	<b>-</b>	<b>-</b>	<b>-</b>	<b>1,000</b>

**HSIP: Lighting Improvements - Minnesota, Seward Hwy, Tudor, Muldoon**

<b>Project ID</b>	SOA2015005	<b>Department</b>	State of Alaska
<b>Project Type</b>	Improvement	<b>Start Date</b>	July 2018
<b>Location</b>	Assembly: Section 1, Seat B, Assembly: Section 2, Seats A & C, Assembly: Section 3, Seats D & E, Assembly: Section 4, Seats F & G, Assembly: Section 5, Seats H & I, Assembly: Section 6, Seats J & K, Assembly: Areawide, 16-H: College Gate, 17-I: University, 18-I: Spenard, 19-J: Mountainview, 20-J: Downtown Anchorage, 21-K: West Anchorage, 22- K: Sand Lake, 23-L: Taku, 24-L: Oceanview, 25-M: Abbott, 26-M: Huffman, 27-N: Basher, Community: Airport Heights, Community: Abbott Loop, Community: Areawide, Community: Basher, Community: Birchwood, Community: Bayshore/Klatt, Community: Bear Valley, Community: Campbell Park, Community: Community-wide, Community: Downtown, Community: Fairview, Community: Glen Alps, Community: Government Hill, Community: Hillside East, Community: Huffman/O'Malley, Community: Mid-Hillside, Community: Midtown, Community: Mountain View, Community: Northeast, Community: North Star, Community: Old Seward/Oceanview, Community: Portage, Community: Rabbit Creek,...	<b>End Date</b>	October 2022

**Description**

Highway Safety Improvement Program (HSIP)

**Version** 2019 Proposed

	2019	2020	2021	2022	2023	2024	Total
<b>Revenue Sources Fund</b>							
Other Federal Grant Revenue	5,564	-	-	-	-	-	5,564
<b>Total (in thousands)</b>	<b>5,564</b>	<b>-</b>	<b>-</b>	<b>-</b>	<b>-</b>	<b>-</b>	<b>5,564</b>

**Minnesota Dr Weaving Lane**

<b>Project ID</b>	SOA2017002	<b>Department</b>	State of Alaska
<b>Project Type</b>	Improvement	<b>Start Date</b>	
<b>Location</b>	Assembly: Section 3, Seats D & E, Assembly: Section 4, Seats F & G, Assembly: Section 6, Seats J & K, 18-I: Spenard, 21-K: West Anchorage, 22-K: Sand Lake, 23-L: Taku, 24-L: Oceanview, Community: Bayshore/Klatt, Community: Sand Lake, Community: Spenard, Community: Taku/Campbell	<b>End Date</b>	

**Version** 2019 Proposed

	2019	2020	2021	2022	2023	2024	Total
<b>Revenue Sources Fund</b>							
Other Federal Grant Revenue	3,519	-	-	-	-	-	3,519
<b>Total (in thousands)</b>	<b>3,519</b>	<b>-</b>	<b>-</b>	<b>-</b>	<b>-</b>	<b>-</b>	<b>3,519</b>



**O'Malley Rd Reconstruction Phase II - Lake Otis Pkwy to Hillside Dr**

<b>Project ID</b>	SOA2015006	<b>Department</b>	State of Alaska
<b>Project Type</b>	Upgrade	<b>Start Date</b>	July 2018
<b>Location</b>	Assembly: Section 6, Seats J & K, 26-M: Huffman, Community: Abbott Loop, Community: Huffman/O'Malley, Community: Mid-Hillside	<b>End Date</b>	October 2021

**Version** 2019 Proposed

	2019	2020	2021	2022	2023	2024	Total
<b>Revenue Sources Fund</b>							
Other Federal Grant Revenue	9,500	12,000	-	-	-	-	21,500
<b>Total (in thousands)</b>	<b>9,500</b>	<b>12,000</b>	<b>-</b>	<b>-</b>	<b>-</b>	<b>-</b>	<b>21,500</b>

**Pavement Replacement Program**

**Project ID** SOA08739 **Department** State of Alaska  
**Project Type** Rehabilitation **Start Date** July 2009  
**Location** Assembly: Areawide, HD-SD: **End Date** October 2021  
 Community-wide, Community: Areawide

**Description**

This program would fund priority pavement rehab on state routes. Improvements are expected to include rut repair, pavement overlay, and/or pavement replacement. Priority routes under consideration for funding include:

- Potter Dr - Arctic Blvd to Franklin St
- O'Malley Rd - Old Seward Hwy to Upper O'Malley Rd
- Dimond Blvd - Jewel Lake Rd to Old Seward Hwy
- Fireweed Ln - Spenard Rd to New Seward Hwy
- Birch Rd - Abbott to Huffman
- Northern Lights Blvd - Minnesota Dr to Wisconsin St
- A/C Streets - 15th Ave to International Airport Rd
- Upper Huffman Rd - Hillside Dr to east end
- Eagle River Rd - Old Glenn Hwy to M.P. 5.3

**Comments**

Project funding is programmed in the Anchorage Metropolitan Area Transportation Solutions (AMATS) Transportation Improvement Program (TIP). Design and construction on these states routes to be by the Alaska Department of Transportation (DOT). Several state owned arterial and collector routes have deteriorated and are in need of rehabilitation.

---

**Version** 2019 Proposed

	2019	2020	2021	2022	2023	2024	Total
<b>Revenue Sources Fund</b>							
Other Federal Grant Revenue	2,500	2,500	-	-	-	-	5,000
<b>Total (in thousands)</b>	<b>2,500</b>	<b>2,500</b>	<b>-</b>	<b>-</b>	<b>-</b>	<b>-</b>	<b>5,000</b>

**Recreational Trails for Alaska**

**Project ID** SOA2013012 **Department** State of Alaska  
**Project Type** Improvement **Start Date** October 2013  
**Location** Assembly: Areawide, HD 50: Anchorage **End Date** October 2023  
 Areawide, Community: Community-wide

**Description**

Project funding is programmed through the Anchorage Metropolitan Area Transportation Solutions (AMATS) Transportation Improvement Program (TIP).

---

**Version** 2019 Proposed

	2019	2020	2021	2022	2023	2024	Total
<b>Revenue Sources Fund</b>							
Other Federal Grant Revenue	45	45	-	-	-	-	90
<b>Total (in thousands)</b>	<b>45</b>	<b>45</b>	<b>-</b>	<b>-</b>	<b>-</b>	<b>-</b>	<b>90</b>

**Safety Improvement Program (Traffic Count Support)**

**Project ID** SOA07020 **Department** State of Alaska  
**Project Type** Improvement **Start Date** May 2007  
**Location** Assembly: Areawide, HD 50: Anchorage **End Date** October 2021  
 Areawide, Community: Areawide

**Description**

Collect traffic data within the Anchorage Metropolitan Area Transportation Solutions (AMATS) area completed by the Alaska Department of Transportation & Public Facilities (ADOT&PF) Central Region Highway Data Section and municipal Traffic Department Data Section. Funding is proposed annually in the AMATS Transportation Improvement Program (TIP).

**Version** 2019 Proposed

	2019	2020	2021	2022	2023	2024	Total
<b>Revenue Sources Fund</b>							
Other Federal Grant Revenue	495	500	-	-	-	-	995
<b>Total (in thousands)</b>	<b>495</b>	<b>500</b>	<b>-</b>	<b>-</b>	<b>-</b>	<b>-</b>	<b>995</b>

**Spenard Rd Rehabilitation - Minnesota Dr to Benson Blvd**

**Project ID** SOA2015007 **Department** State of Alaska  
**Project Type** Upgrade **Start Date** July 2018  
**Location** Assembly: Section 3, Seats D & E, 18-I: Spenard, Community: Spenard **End Date** October 2027

**Description**

The project will upgrade Spenard Road between Minnesota Drive and Benson Boulevard. The anticipated scope includes a new road base, replacing or slip lining the storm drain system, pedestrian facilities with separation where possible, upgraded street lighting, bike lanes, and transit facilities. A couplet with Minnesota using the 36th Avenue and Spenard Road intersections for one way traffic will also be evaluated.

**Comments**

The project has not started. Funding is anticipated through Anchorage Metropolitan Area Transportation Solutions (AMATS). The Alaska Department of Transportation (ADOT) will design and manage the project with input from the Municipality of Anchorage. The project area is in an Reinvest Focus Area (RFA) as identified in the Anchorage 2040 Land Use Plan.

---

**Version** 2019 Proposed

	2019	2020	2021	2022	2023	2024	Total
<b>Revenue Sources Fund</b>							
Other Federal Grant Revenue	1,000	-	-	-	-	-	1,000
<b>Total (in thousands)</b>	<b>1,000</b>	<b>-</b>	<b>-</b>	<b>-</b>	<b>-</b>	<b>-</b>	<b>1,000</b>

**Tudor Rd at C St and Dimond Blvd at C St - Right Turn Channelization (HSIP)**

**Project ID** SOA2017001 **Department** State of Alaska  
**Project Type** Improvement **Start Date**  
**Location** Assembly: Section 3, Seats D & E, **End Date**  
 Assembly: Section 4, Seats F & G, 18-l:  
 Spenard, 23-L: Taku, Community:  
 Midtown, Community: Taku/Campbell

**Description**

Highway Safety Improvement Program (HSIP)

**Version** 2019 Proposed

	2019	2020	2021	2022	2023	2024	Total
<b>Revenue Sources Fund</b>							
Other Federal Grant Revenue	6,177	-	-	-	-	-	6,177
<b>Total (in thousands)</b>	<b>6,177</b>	<b>-</b>	<b>-</b>	<b>-</b>	<b>-</b>	<b>-</b>	<b>6,177</b>