



COVID-19 IMPACT

Anchorage

JON BITTNER, STATE DIRECTOR
ALASKA SBDC

COVID-19 Impact on Alaskans

Unemployment Rate is 6.5%

- Up from 5.1% before COVID -19
- Since December 2020 more than 24,000 fewer people employed than 2019
- 12,000 more unemployed in Anchorage Feb 2021 vs Feb 2020

Individuals & Families Feeling the Financial Impact

- 62,000 Alaskans (13%) report not having enough food
- 31,000 renters (21%) are not caught up on rent
- 179,000 Alaskans (36%) report having difficulty covering normal household expenses

State and Local Governments Facing Budget Deficits

- Estimated 40 communities facing a shortfall
- Communities that rely on tourism particularly hard hit



JAE & INGRID SHIM
AURORA CHOCOLATES



Alaska Small Business
Development Center
UAA BUSINESS ENTERPRISE INSTITUTE

Almost \$5 Trillion in Federal Aid

\$8.3 billion emergency COVID - 19 spending package

- Various state and local funding

H.R. 6201 – Families First Coronavirus Response Act

- \$192 billion in funding passed March 18 , 2020

Coronavirus Aid, Relief, and Economic Security Act

- \$1.8 trillion passed on March 27, 2020
- Individual cash payments, PPP/EIDL/EIDL Advance

Consolidated Appropriations Act 2021

- \$900 billion passed December 27, 2020
- PPP, unemployment, SVOG

American Rescue Plan Act

- \$1.9 trillion relief bill passed March 11, 2021



KHANESIA ALLEN
DAVONS' PLACE HOUSE OF SOUL

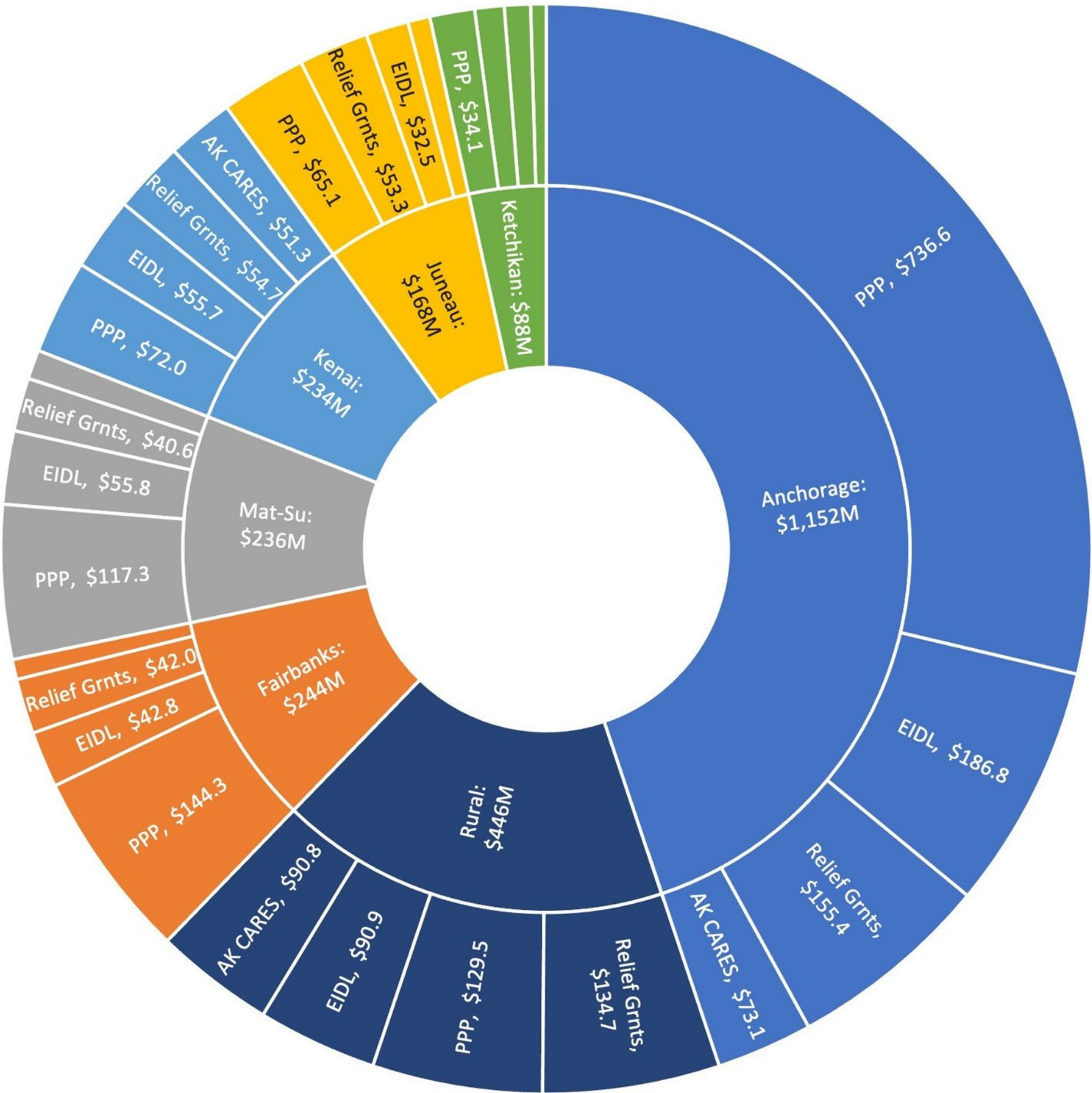
Federal Funding Distribution

	Disbursement Count (#)				Region Count
	PPP	EIDL	AK CARES	Relief Grants*	
Anchorage	5,041	7,043	1,465	30	13,579
Fairbanks	1,404	1,845	288	72	3,609
Mat-Su	1,229	2,304	509	110	4,152
Juneau	667	1,086	345	50	2,148
Kenai	962	2,401	1,050	210	4,623
Ketchikan	372	623	245	64	1,304
Rural	2,090	3,397	1,843	2,718	10,048
	11,765	18,699	5,745	3,254	39,463

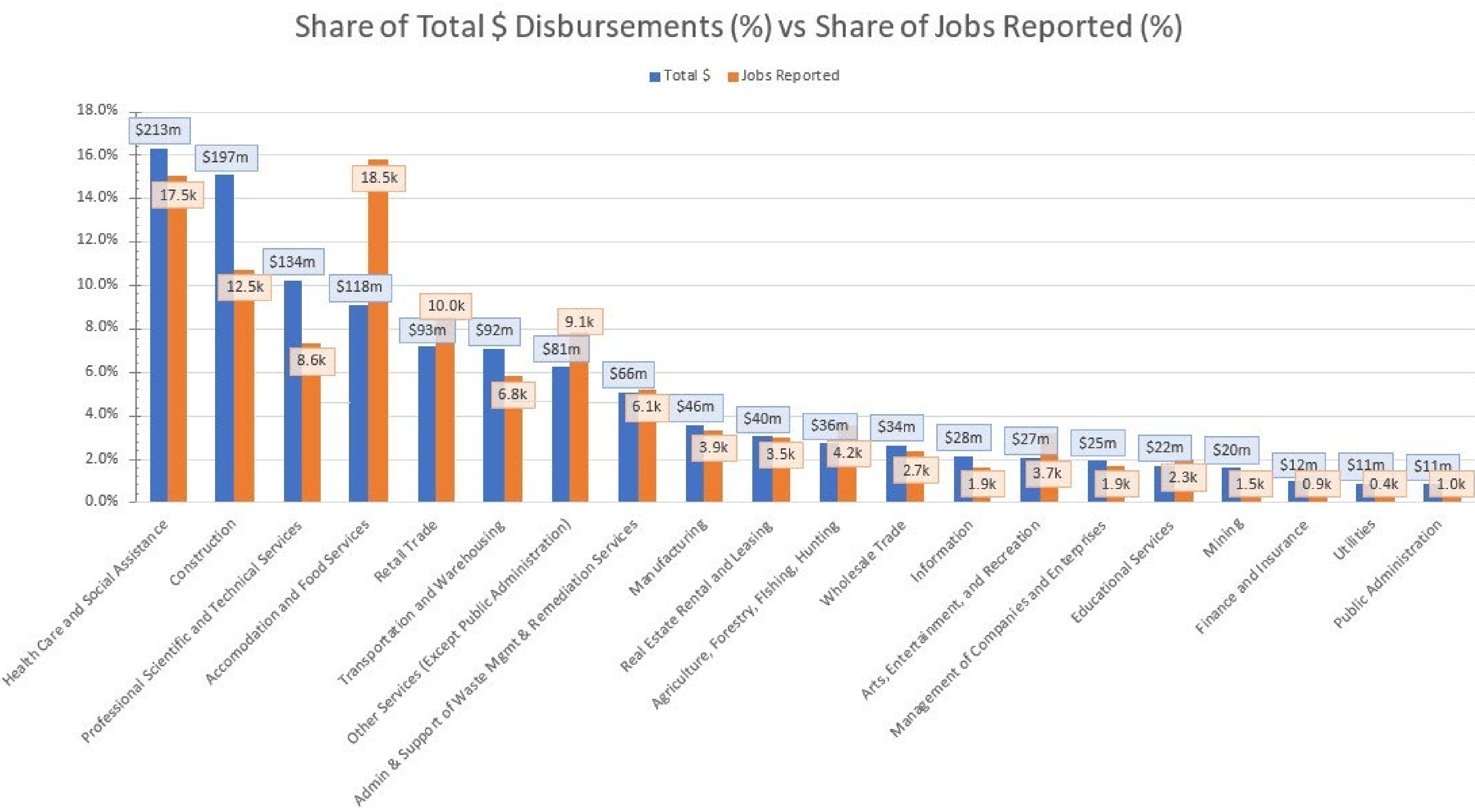
	Disbursement Total (\$M)				Region Total
	PPP	EIDL	AK CARES	Relief Grants	
Anchorage	\$ 736.6	\$186.8	\$ 73.1	\$155.4	\$ 996.6
Fairbanks	\$ 144.3	\$ 42.8	\$ 15.2	\$ 42.0	\$ 202.3
Mat-Su	\$ 117.3	\$ 55.8	\$ 22.3	\$ 40.6	\$ 195.3
Juneau	\$ 65.1	\$ 32.5	\$ 16.8	\$ 53.3	\$ 114.5
Kenai	\$ 72.0	\$ 55.7	\$ 51.3	\$ 54.7	\$ 179.0
Ketchikan	\$ 34.1	\$ 19.8	\$ 11.9	\$ 22.4	\$ 65.8
Rural	\$ 129.5	\$ 90.9	\$ 90.8	\$134.7	\$ 311.2
	\$1,298.8	\$484.4	\$281.5	\$503.0	\$ 2,064.8

	Disbursement Average (\$)				Region Avg
	PPP	EIDL	AK CARES	Relief Grants*	
Anchorage	\$146,123	\$26,529	\$49,929	\$5,178,968	\$73,392
Fairbanks	\$102,768	\$23,201	\$52,872	\$582,878	\$56,060
Mat-Su	\$95,416	\$24,232	\$43,720	\$368,877	\$47,049
Juneau	\$97,670	\$29,899	\$48,803	\$1,065,768	\$53,284
Kenai	\$74,809	\$23,205	\$48,860	\$260,363	\$38,716
Ketchikan	\$91,634	\$31,796	\$48,753	\$349,384	\$50,492
Rural	\$61,949	\$26,760	\$49,288	\$49,570	\$30,973
	\$110,398	\$25,904	\$49,008	\$154,569	\$52,321

All Distributions - By Region and Program (\$Millions)



PPP Funding by Industry and Jobs



Second Draw PPP Funding by State

States and Territories

State	Loan Count	Net Dollars
AK	9,027	\$656,350,522
AL	55,074	\$2,407,659,007
AR	35,572	\$1,310,322,203
AS	12	\$182,443
AZ	51,000	\$3,080,557,333
CA	411,890	\$29,545,827,437
CO	64,285	\$4,219,930,466
CT	40,574	\$2,860,902,866
DC	9,641	\$982,879,375
DE	8,424	\$608,556,139
FL	314,646	\$14,156,010,284
GA	175,954	\$6,745,901,645
GU	1,202	\$89,435,197
HI	15,819	\$1,259,717,772
IA	88,845	\$2,542,804,460
ID	16,384	\$807,082,316
IL	256,325	\$11,759,341,558
IN	65,636	\$3,577,047,002
KS	58,517	\$2,059,371,443
KY	56,651	\$2,191,896,586

State	Loan Count	Net Dollars
LA	71,985	\$3,598,147,170
MA	73,641	\$5,998,379,799
MD	64,008	\$4,172,350,643
ME	15,515	\$885,814,126
MI	96,986	\$6,836,656,204
MN	93,022	\$4,605,765,257
MO	98,744	\$3,823,176,764
MP	403	\$23,718,717
MS	43,517	\$1,466,073,338
MT	18,723	\$732,451,579
NC	79,655	\$4,492,045,683
ND	25,517	\$982,844,394
NE	57,325	\$1,676,833,102
NH	13,506	\$1,049,297,453
NJ	99,760	\$7,108,935,018
NM	13,623	\$1,002,703,775
NV	37,882	\$1,993,816,308
NY	257,802	\$18,600,019,254
OH	118,808	\$7,068,044,565
OK	67,450	\$2,556,980,751

State	Loan Count	Net Dollars
OR	38,782	\$2,733,111,390
PA	109,504	\$8,326,561,506
PR	21,459	\$779,556,318
RI	12,259	\$888,291,669
SC	43,075	\$2,195,958,238
SD	33,250	\$910,351,004
TN	78,508	\$3,484,658,520
TX	312,419	\$17,538,154,263
UT	25,404	\$1,653,697,182
VA	71,193	\$4,703,748,340
VI	852	\$62,301,482
VT	7,537	\$508,840,628
WA	65,960	\$5,189,394,620
WI	72,430	\$3,799,921,053
WV	11,368	\$711,524,409
WY	10,284	\$552,649,047
To be confirmed	1	\$13,125

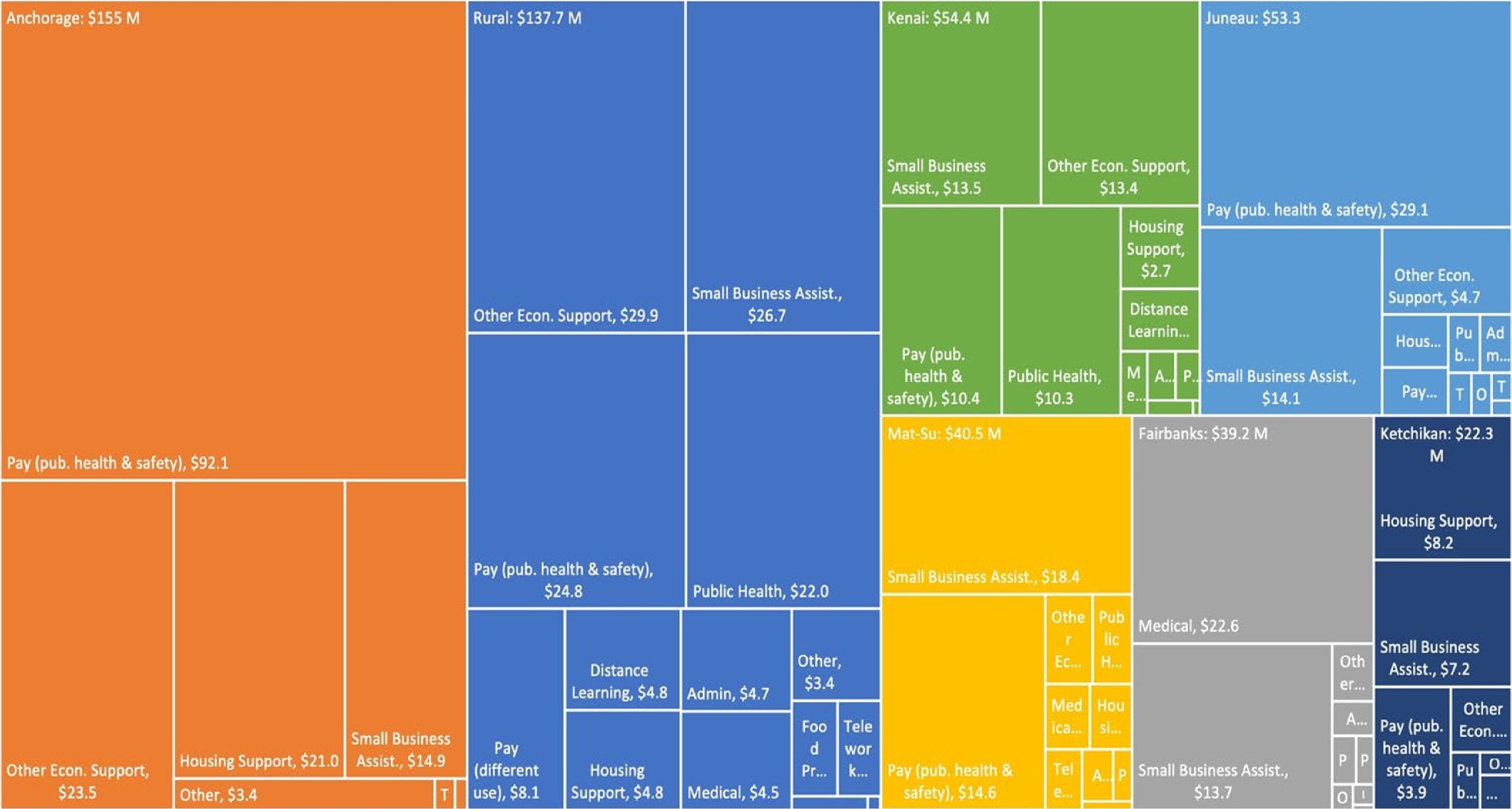
Approvals through 04/04/2021

5

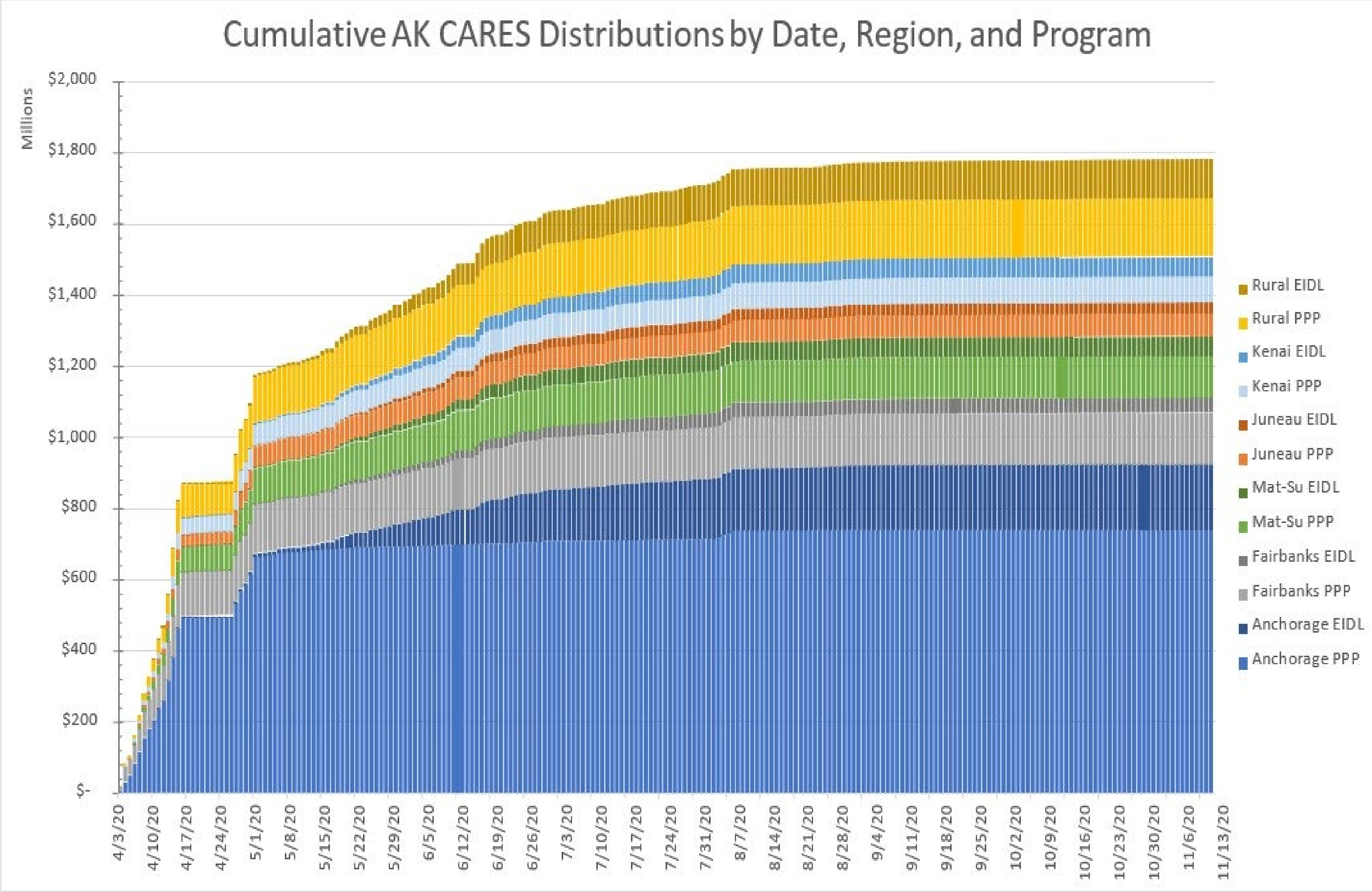


Community Relief Fund Grant Spending by Region and Category (\$M)

■ Rural: \$137.7 M ■ Anchorage: \$155 M ■ Fairbanks: \$39.2 M ■ Mat-Su: \$40.5 M ■ Juneau: \$53.3 ■ Kenai: \$54.4 M ■ Ketchikan: \$22.3 M



CARES Was Deployed in Pulses



Anchorage CARES Funding



Anchorage Business Licenses vs Stimulus: by Top 10 Zip Codes

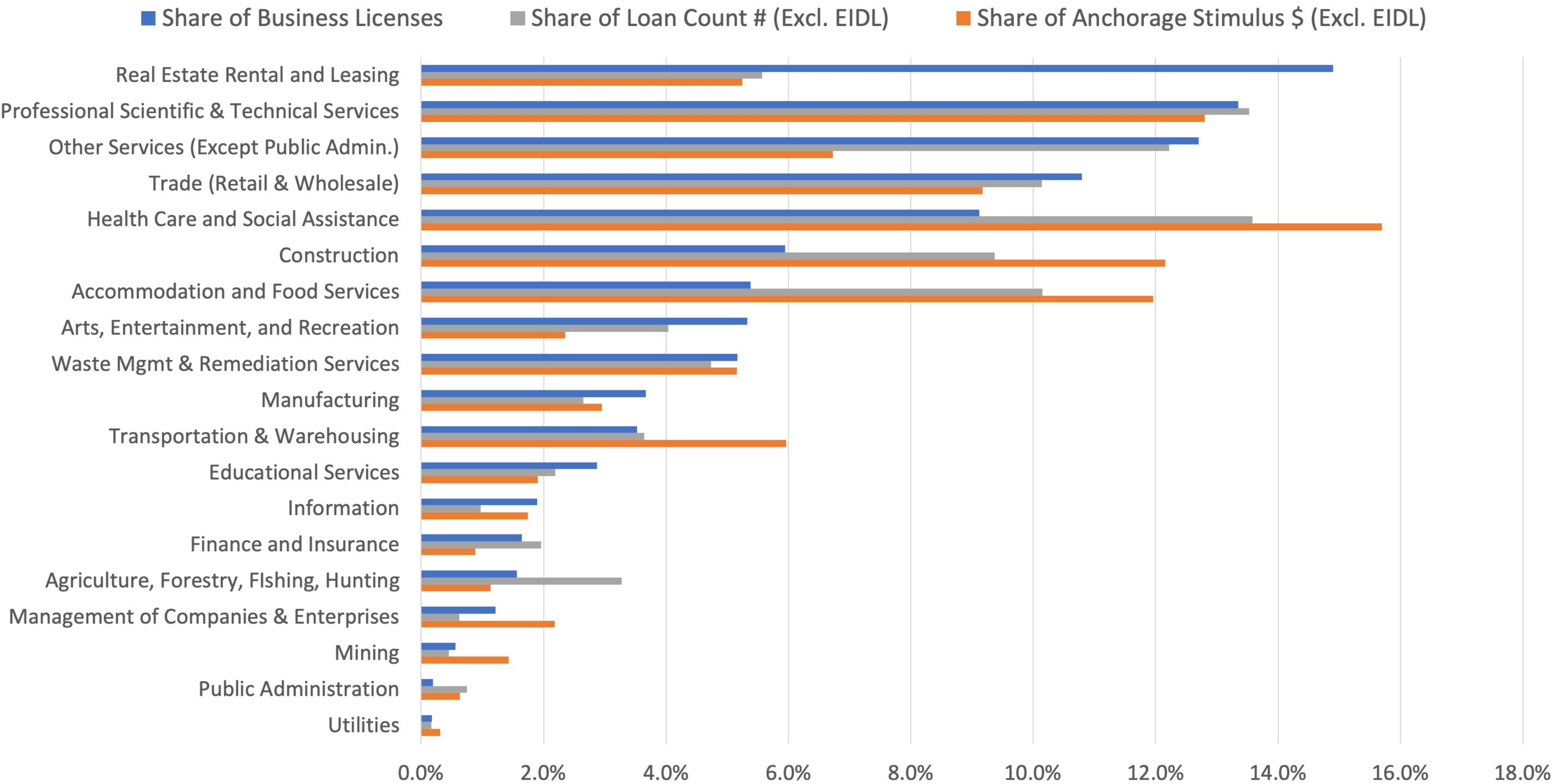


Anchorage CARES Funding

Top 10 Zip Codes	Count of Business Licenses	Share of Business Count	Total Stimulus	Share of Total Stimulus	Stimulus Loan Count	Share of Loan Count
99503	3,935	13.1%	\$327,880,030	26.8%	2,728	18.3%
99501	3,424	11.4%	\$236,546,492	19.3%	1,983	13.3%
99507	3,304	11.0%	\$96,549,737	7.9%	1,441	9.7%
99508	2,712	9.0%	\$93,331,335	7.6%	1,087	7.3%
99515	2,639	8.8%	\$93,974,631	7.7%	1,362	9.1%
99504	2,552	8.5%	\$26,853,410	2.2%	823	5.5%
99518	2,247	7.5%	\$141,428,263	11.6%	1,518	10.2%
99516	2,092	7.0%	\$34,060,818	2.8%	867	5.8%
99577	2,056	6.8%	\$34,102,451	2.8%	891	6.0%
99502	2,009	6.7%	\$66,287,814	5.4%	810	5.4%
Remaining	3,061	10.2%	\$71,764,767	5.9%	1,397	9.4%
Total	30,031		\$1,222,779,748		14,907	

Anchorage CARES Funding

Anchorage Business Licenses vs Stimulus: by Industry



Anchorage CARES Funding

Industry Name	Count of Business Licenses	Share of Business Licenses	Anchorage Stimulus (Excl. EIDL)	Share of Anchorage Stimulus (Excl. EIDL)	Anchorage Loan Count (Excl. EIDL)	Share of Loan Count (Excl. EIDL)
Real Estate Rental and Leasing	4,639	14.9%	\$56,794,486	5.2%	491	5.6%
Professional Scientific & Technical Services	4,155	13.3%	\$138,553,971	12.8%	1,193	13.5%
Other Services (Except Public Admin.)	3,956	12.7%	\$72,801,580	6.7%	1,078	12.2%
Trade (Retail & Wholesale)	3,361	10.8%	\$94,881,702	9.2%	892	10.1%
Health Care and Social Assistance	2,838	9.1%	\$169,948,333	15.7%	1,198	13.6%
Construction	1,851	5.9%	\$131,649,018	12.2%	826	9.4%
Accommodation and Food Services	1,677	5.4%	\$129,444,650	12.0%	895	10.1%
Arts, Entertainment, and Recreation	1,658	5.3%	\$25,499,844	2.4%	356	4.0%
Waste Mgmt & Remediation Services	1,610	5.2%	\$55,877,190	5.2%	418	4.7%
Manufacturing	1,142	3.7%	\$31,971,759	3.0%	234	2.7%
Transportation & Warehousing	1,097	3.5%	\$64,547,152	6.0%	321	3.6%
Educational Services	894	2.9%	\$20,589,461	1.9%	193	2.2%
Information	590	1.9%	\$18,859,682	1.7%	86	1.0%
Finance and Insurance	511	1.6%	\$9,521,506	0.9%	173	2.0%
Agriculture, Forestry, Fishing, Hunting	487	1.6%	\$12,264,849	1.1%	289	3.3%
Management of Companies & Enterprises	378	1.2%	\$23,647,803	2.2%	55	0.6%
Mining	174	0.6%	\$15,465,151	1.4%	40	0.5%
Public Administration	60	0.2%	\$6,867,041	0.6%	66	0.7%
Utilities	54	0.2%	\$3,331,097	0.3%	15	0.2%
	31,132		\$1,082,516,275		8,819	

American Rescue Plan Act

Business Funding

- \$7.25 billion for PPP, expands eligibility
- \$15 billion for Targeted EIDL Advance
- \$1.2 billion in additional funding for SVOG
- \$28.6 billion for Restaurant Revitalization Fund
- \$100 million for Community Navigator Program
- \$10 billion for State Small Business Credit Initiative

State & Local Government Funding

- \$1.25 billion in state relief funding to Alaska
- \$250 million in local relief funding to Alaskan communities (\$18.78 for Fairbanks + \$3.7 million transit)

Education Funding

- \$370 million for K - 12 schools to go back to in person classes

Individual Assistance

- \$1.2 billion in rent funding for low -income tenants
- \$5 billion for emergency housing vouchers
- \$1,400 individual payments for 430,000 adults and 193,000 children (85% of Alaskans)
- Up to \$1,600 per child for Child Tax Credit to 167,000 families
- Extends \$300 unemployment supplement

Funding for COVID -19 Vaccines and Testing

- Roughly \$2 billion in funding for various programs



VALERIE WALSH
KICKSLED ALASKA



**WE'RE
HERE TO
HELP**

aksbdc.org

(907) 786-7201

info@aksbdc.org

